


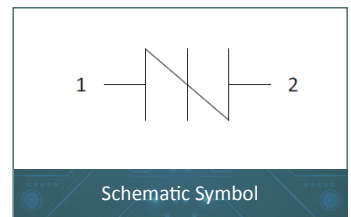
1. FEATURES

- Excellent capability of absorbing transient surge
- Quick response to surge voltage
- Eliminates over voltage caused by fast rising transients
- Solid-state silicon technology, non degenerate



2. APPLICATIONS

- Audio/Video line
- Network and telecom
- Data lines and security systems
- Serial ports



3. THERMAL CONSIDERATIONS

Symbol	Parameter	Value	Unit
$R_{\theta JA}$	Junction to Ambient on printed circuit	120	°C/W
T_J	Operating Junction Temperature	-55 to +125	°C
T_{STG}	Storage Temperature Range	-55 to +150	°C

4. ELECTRICAL CHARACTERISTICS

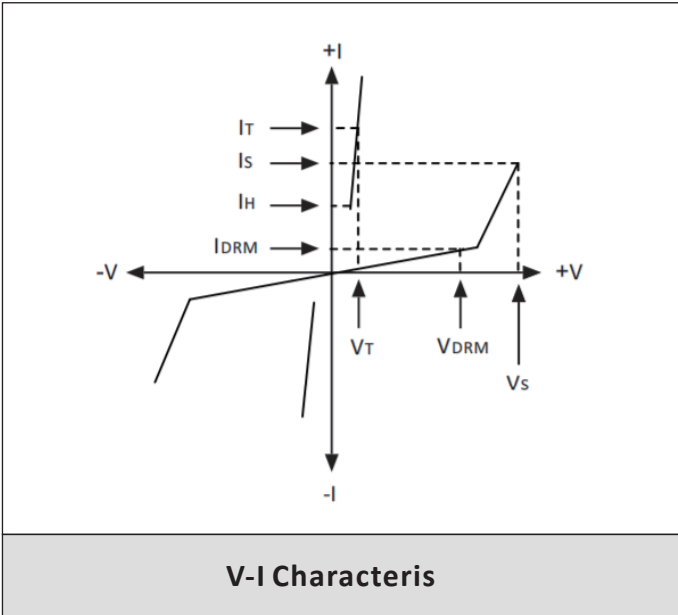
Part Number	V_{DWN}	I_{DRM}	V_S	I_S	V_T	I_T	I_H	C_o
	Min.(V)	Max.(uA)	Max.(V)	(mA)	Max.(V)	Max.(A)	Min.(mA)	Typ.(pF)
P0080TA	6.0	5.0	25.0	800.0	4.0	2.2	20.0	25.0

5. SURGE RATINGS

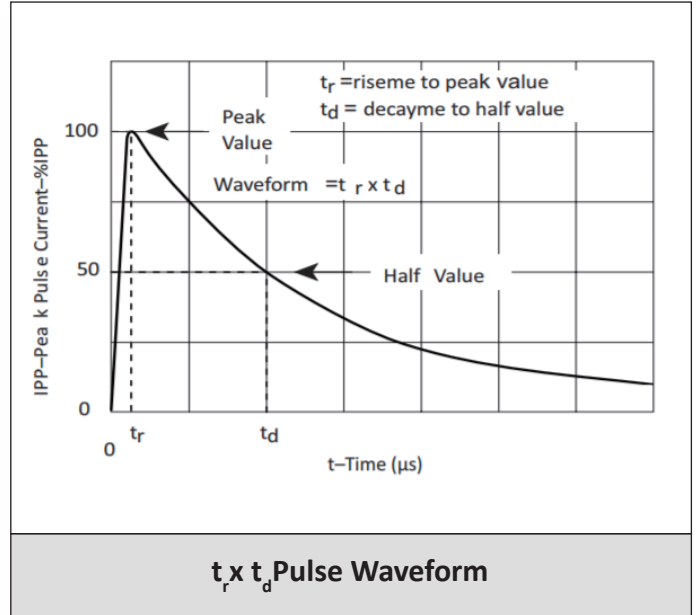
Part Number	V_{PP} 10x700uS	I_{PP} 5x310uS
	(V)	(A)
P0080TA	2000	50



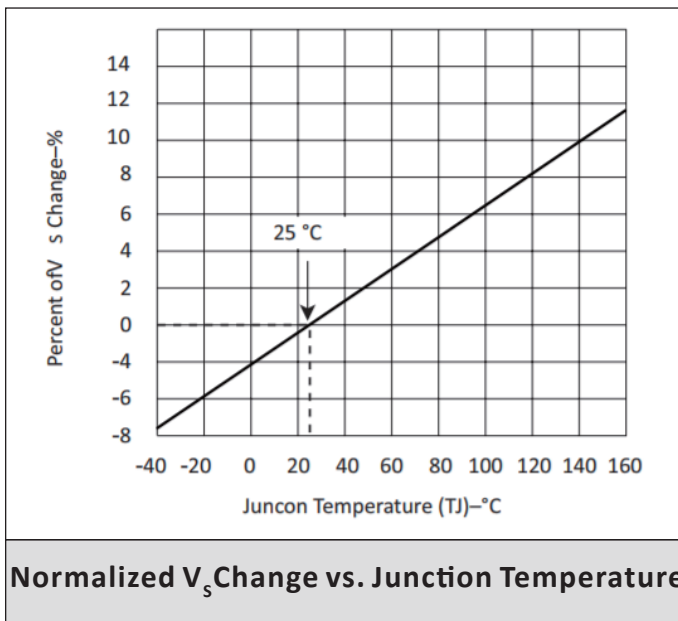
6. CHARACTERISTIC CURVES



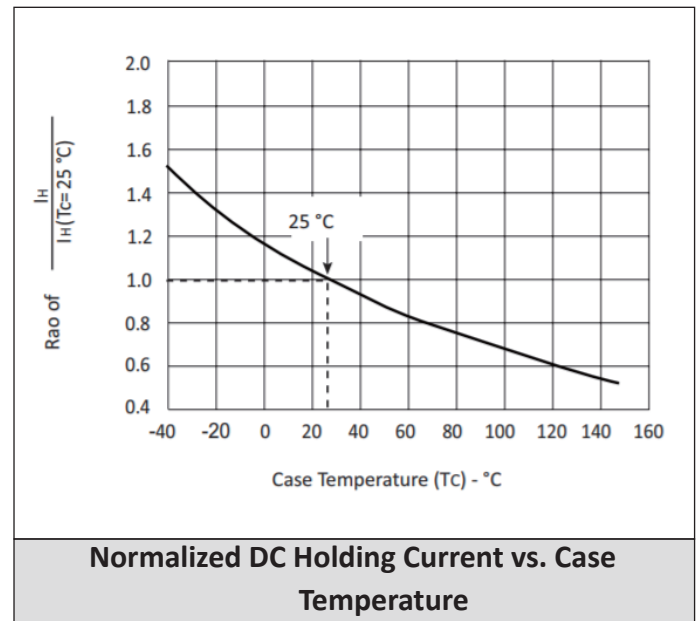
V-I Characteris



$t_r \times t_d$ Pulse Waveform



Normalized V_s Change vs. Junction Temperature

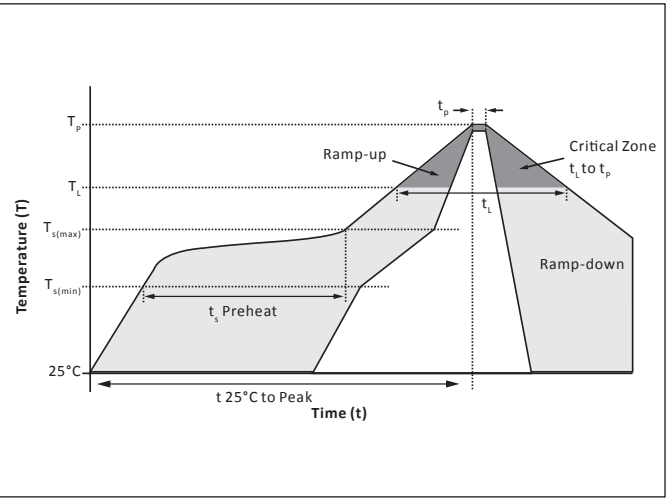


Normalized DC Holding Current vs. Case Temperature



7. SOLDERING PARAMETERS

Reflow Condition		Lead-free assembly
Pre Heat	Temperature Max ($T_{s(min)}$)	150°C
	Temperature Max ($T_{s(max)}$)	200°C
	Time (min to max) (t_s)	60 – 180 secs
Average ramp up rate (Liquidus Temp (T_L) to peak)		3°C/second max
$T_{s(max)}$ to T_L - Ramp-up Rate		3°C/second max
Reflow	Temperature (T_L) (Liquidus)	217°C
	Time (min to max) (t_L)	60 – 150 seconds
Peak Temperature (T_p)		260°C
Time within 5°C of actual peak Temperature (t_p)		20 – 40 seconds
Ramp-down Rate		6°C/second max
Time 25°C to peak Temperature (T_p)		8 minutes max.
Do not exceed		260°C



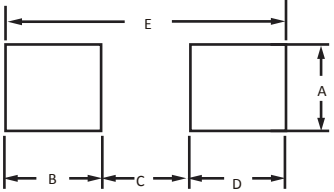
8. DO-214AC(SMA) PACKAGE INFORMATION

Item	Millimeters		Inches	
	Min.	Max.	Min.	Max.
A	1.23	1.63	0.048	0.064
B	4.10	4.55	0.161	0.179
C	2.60	2.80	0.102	0.110
D	2.15	2.35	0.085	0.093
E	0.75	1.51	0.030	0.059
F	0.02	0.20	0.001	0.008
G	4.87	5.22	0.192	0.206
H	0.15	0.30	0.006	0.012



9. RECOMMENDED PAD LAYOUT DIMENSIONS

DIM	Millimeters		Inches	
	Min	Max	Min	Max
A	1.63	-	0.064	-
B	1.45	-	0.057	-
C	-	2.80	-	0.090
D	1.45	-	0.057	-
E	5.28REF		0.208REF	



10. ORDERING INFORMATION

Part Number	Component Package	QTY/Reel	Reel Size
P0080TA	DO-214AC(SMA)	7500PCS	13"



CONTACT US

Headquarters

No.3387 Shendu Road Pujiang I&E Park Minhang Shanghai China

Hotline

400-021-5756

Web

[Http://www.semiware.com](http://www.semiware.com)

By Telephone

General:86-21-3463-7172

Sales:86-21-3463-7345

Technical Support:86-21-3463-7654

By Fax

General:86-21-3965-0654

Sales:86-21-3463-7458

By Email

General:china@semiware.com

Sales:sales@semiware.com

Technical Support:fae@semiware.com

By QR Code



Website



Wechat

COPYRIGHT©Semiware 2009-This literature is subject to all applicable copyright laws and is not for resale in any manner.

SPECIFICATIONS:Semiware reserves the right to change the electrical and or mechanical characteristics described here in without notice.

DESIGN CHANGES:Semiware reserves the right to discontinue product lines without notice and that the final judgement concerning selection and specifications is the buyer's and that in furnishing engineering and technical assistance.Semiware assumes no responsibility with respect to the selection or specifications of such products.Semiware makes no warranty,representation or guarantee regarding the suitability of its products for any particular prupose,nor does Semiware assume any liability arising out of the application or use of any product or circuit and specifically disclaims any and all liability without limitation special,consequential or incidental damages.

LIFE SUPPORT POLITY:Semiware products are not authorized for use in life support systems without written consent from the factory.

