



ES2A~ES2J

SURFACE MOUNT SUPERFAST RECTIFIER

VOLTAGE 50 to 600 Volt **CURRENT** 2 Ampere

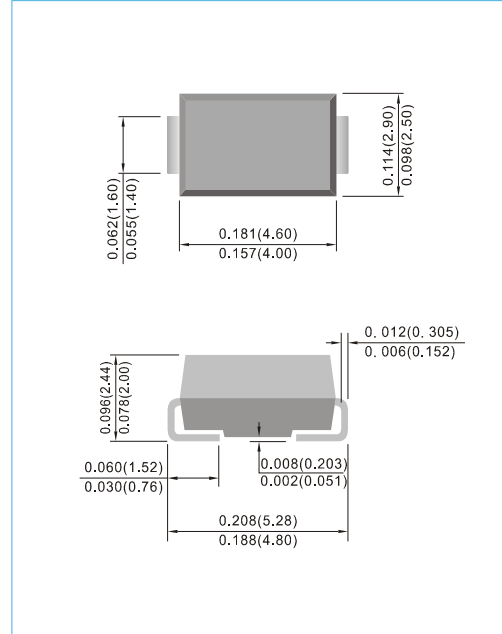
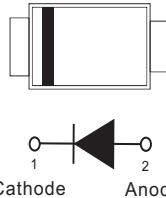
SMA / DO-214AC Unit : inch(mm)

FEATURES

- For surface mounted applications in order to optimize board space
- Easy pick and place
- Superfast recovery times for high efficiency.
- Plastic package has Underwriters Laboratory Flammability Classification 94V-O
- Glass passivated junction
- Lead free in compliance with EU RoHS 2.0
- Green molding compound as per IEC 61249 standard

MECHANICAL DATA

- Case: JEDEC DO-214AC molded plastic
- Terminals: Solder plated, solderable per MIL-STD-750, Method 2026
- Polarity: Indicated by cathode band
- Standard packaging: 12mm tape (EIA-481)
- Weight: 0.0023 ounces, 0.0679 grams



MAXIMUM RATINGS AND ELECTRICAL CHARACTERISTICS

Ratings at 25°C ambient temperature unless otherwise specified. Single phase, half wave, 60 Hz, resistive or inductive load. For capacitive load, derate current by 20%.

PARAMETER	SYMBOL	ES2A	ES2B	ES2C	ES2D	ES2E	ES2G	ES2J	UNITS
Maximum Recurrent Peak Reverse Voltage	V_{RRM}	50	100	150	200	300	400	600	V
Maximum RMS Voltage	V_{RMS}	35	70	105	140	210	280	420	V
Maximum DC Blocking Voltage	V_{DC}	50	100	150	200	300	400	600	V
Maximum Average Forward Current	$I_{F(AV)}$	2							A
Peak Forward Surge Current : 8.3ms single half sine-wave superimposed on rated load	I_{FSM}	50							A
Maximum Forward Voltage at 2A	V_F	0.95				1.25		1.7	V
Maximum DC Reverse Current at Rated DC Blocking Voltage	I_R	1							μA
Maximum Reverse Recovery Time (Note 3)	t_{rr}					35			ns
Typical Junction Capacitance Measured at 1MHz and applied $V_R=4V$	C_J					25			pF
Typical Thermal Resistance (Note 2) (Note 1)	$R_{\theta JA}$ $R_{\theta JC}$					150 30			$^{\circ}C / W$
Operating Junction and Storage Temperature Range	T_J, T_{STG}	-55 to +150							$^{\circ}C$

NOTES :

1. Mounted on a FR4 PCB, single-sided copper, with 100cm² copper pad area.
2. Mounted on a FR4 PCB, single-sided copper, mini pad.
3. Reverse Recovery Test Conditions: $I_F=0.5A$, $I_R=1A$ $I_{rr}=0.25A$.



ES2A~ES2J

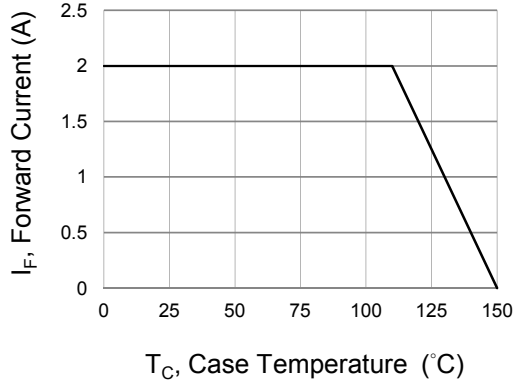


Fig.1 Forward Current Derating Curve

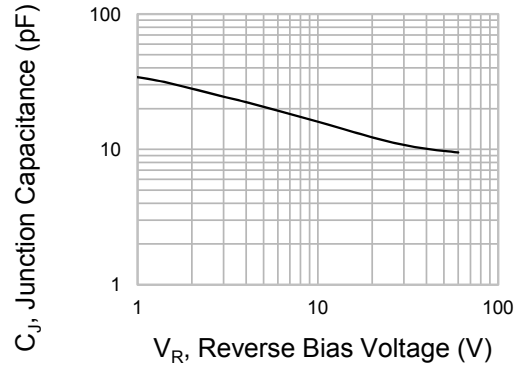


Fig.2 Typical Junction Capacitance

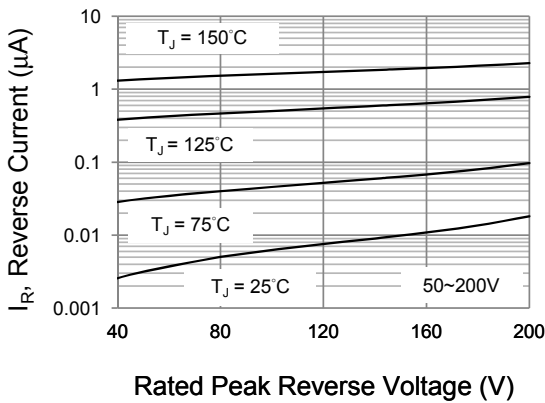


Fig.3 Typical Reverse Characteristics

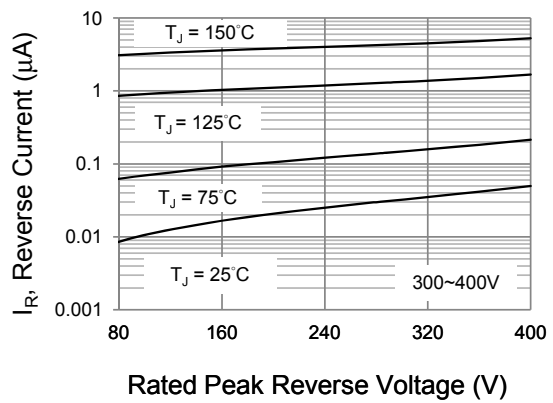


Fig.4 Typical Reverse Characteristics

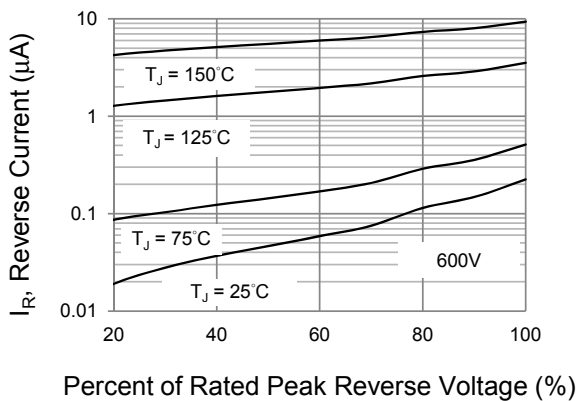


Fig.5 Typical Reverse Characteristics

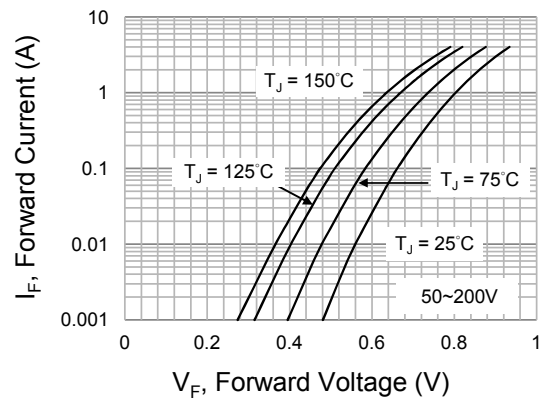


Fig.6 Typical Forward Characteristics



ES2A~ES2J

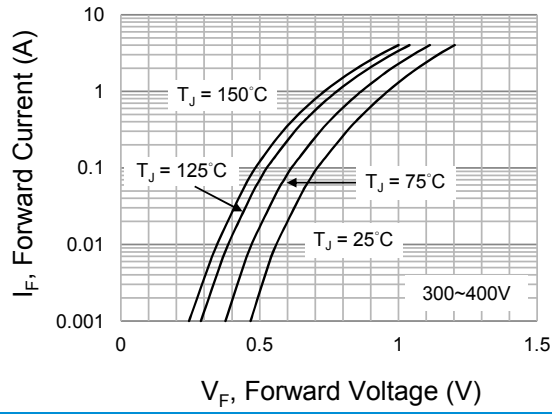


Fig.7 Typical Forward Characteristics

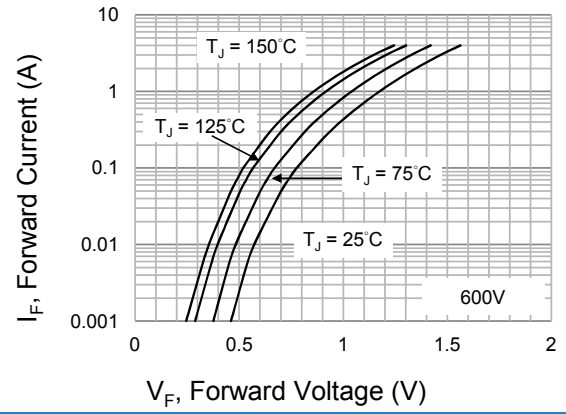
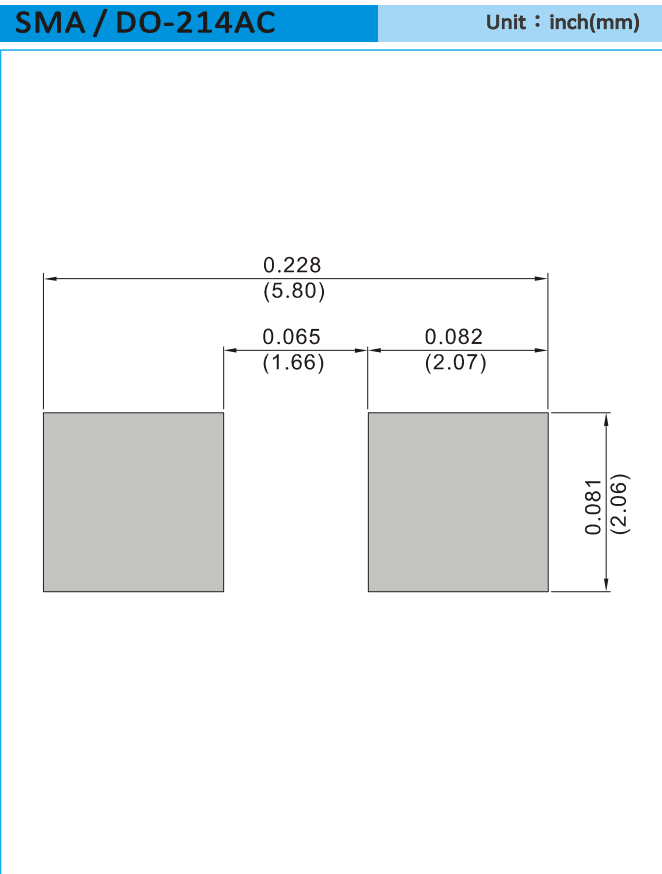


Fig.8 Typical Forward Characteristics



ES2A~ES2J

MOUNTING PAD LAYOUT



ORDER INFORMATION

- Packing information
T/R - 7.5K per 13" plastic Reel
T/R - 1.8K per 7" plastic Reel



ES2A~ES2J

Part No_packing code_Version

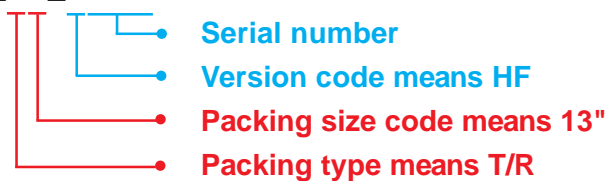
ES2A_R1_00001

ES2A_R2_00001

For example :

RB500V-40_R2_00001

Part No.



Packing Code XX				Version Code XXXXX		
Packing type	1 st Code	Packing size code	2 nd Code	HF or RoHS	1 st Code	2 nd ~5 th Code
Tape and Ammunition Box (T/B)	A	N/A	0	HF	0	serial number
Tape and Reel (T/R)	R	7"	1	RoHS	1	serial number
Bulk Packing (B/P)	B	13"	2			
Tube Packing (T/P)	T	26mm	X			
Tape and Reel (Right Oriented) (TRR)	S	52mm	Y			
Tape and Reel (Left Oriented) (TRL)	L	PANASERT T/B CATHODE UP (PBCU)	U			
FORMING	F	PANASERT T/B CATHODE DOWN (PBCD)	D			



ES2A~ES2J

Disclaimer

- Reproducing and modifying information of the document is prohibited without permission from Panjit International Inc..
- Panjit International Inc. reserves the rights to make changes of the content herein the document anytime without notification. Please refer to our website for the latest document.
- Panjit International Inc. disclaims any and all liability arising out of the application or use of any product including damages incidentally and consequentially occurred.
- Panjit International Inc. does not assume any and all implied warranties, including warranties of fitness for particular purpose, non-infringement and merchantability.
- Applications shown on the herein document are examples of standard use and operation. Customers are responsible in comprehending the suitable use in particular applications. Panjit International Inc. makes no representation or warranty that such applications will be suitable for the specified use without further testing or modification.
- The products shown herein are not designed and authorized for equipments requiring high level of reliability or relating to human life and for any applications concerning life-saving or life-sustaining, such as medical instruments, transportation equipment, aerospace machinery et cetera. Customers using or selling these products for use in such applications do so at their own risk and agree to fully indemnify Panjit International Inc. for any damages resulting from such improper use or sale.
- Since Panjit uses lot number as the tracking base, please provide the lot number for tracking when complaining.