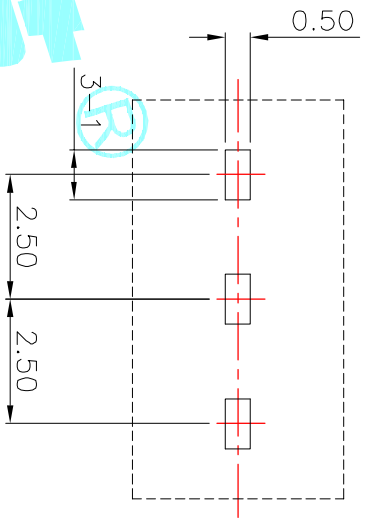
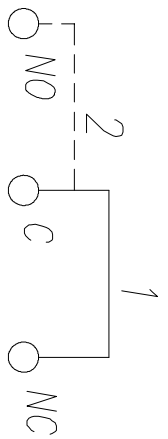


TRAVEL POSITION A

0 0.8 1.5 2.4

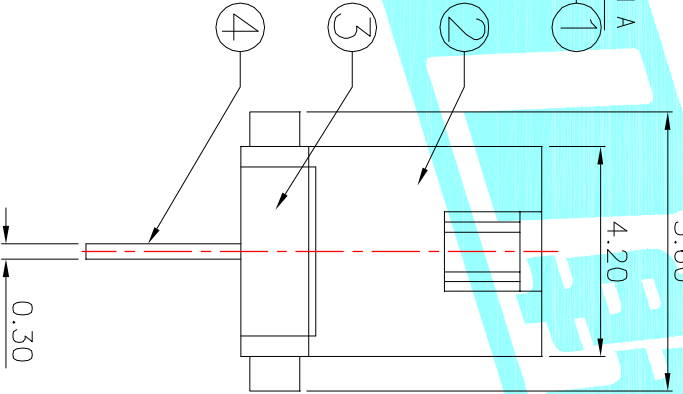
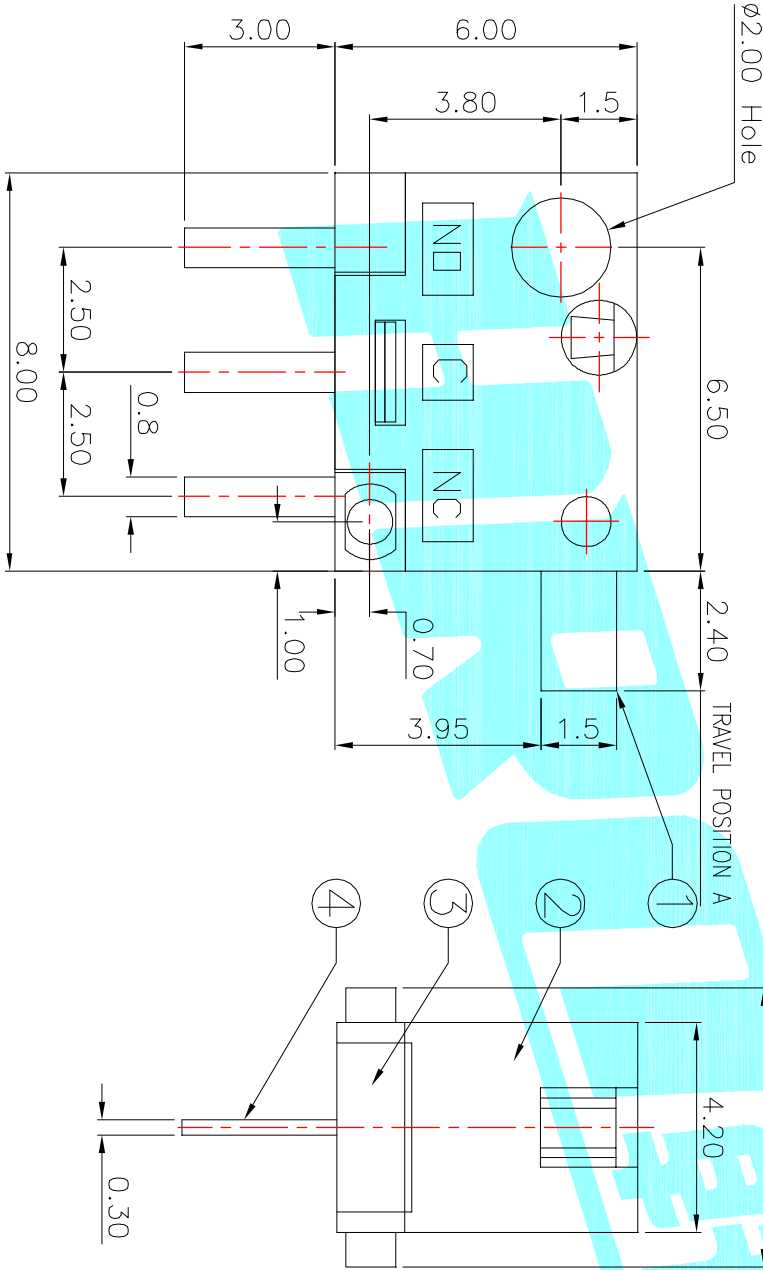


Hole Layout(top view)



Circuit Diagram

NOTE:
Operating Force: 60±20gf



ITEM	PART NAME	TER'NO.	QTY.	MATERIAL	FINISHING	REMARK
①	Knob	---	1	NYLON	White	
②	Cover	---	1	NYLON	Black	
③	Base	---	3	NYLON	Black	
④	Terminal	---	3	Phosphor Bronze	Ag Plated	
⑤	Contact Spring	---	1	SUS	Natural	
⑥	Spring	---	1	SUS	Natural	

APPROVALS		DATE	ELECTRONICS CO.,LTD	
DRAWN	J.X.Zhang	2013/9/13	HONGKONG ELECTRONICS CO.,LTD	
CHECKED			DETECTOR SWITCHS	
APPROVALS			PART NO. K5-1636DA-01	
TOLERANCES ARE		30~12.5 ±0.30	ANGLE	SCALE: 1:1
	10~30 ±0.20	5~10 ±0.15	±2'	PROJ:
	~5 ±0.10			SHEET 1 OF 1

ECN NO.	REV.	DATE.	DESCRIPTION.	CHANGE.	CHECK.	APPRO.
	A		NEW			