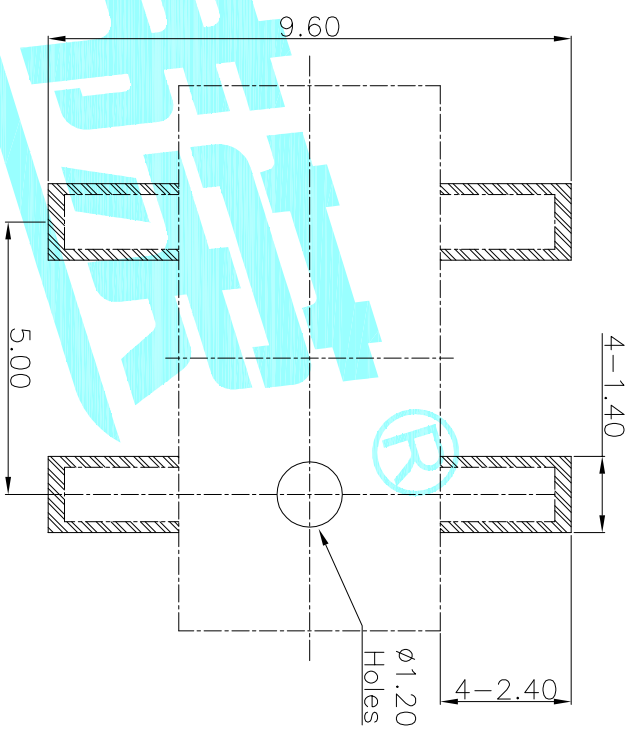
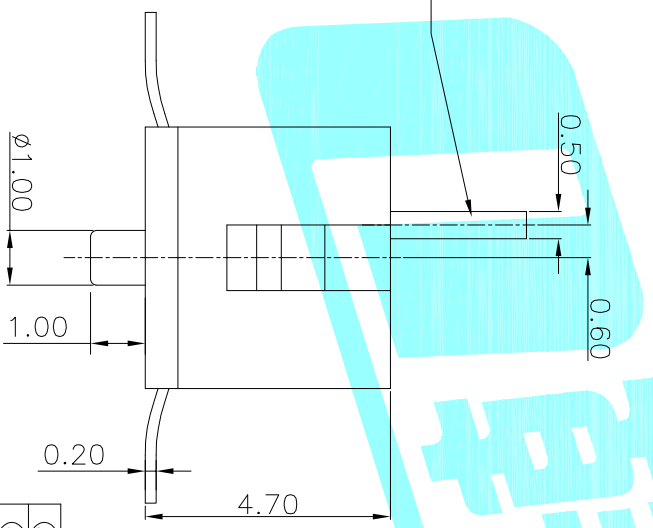
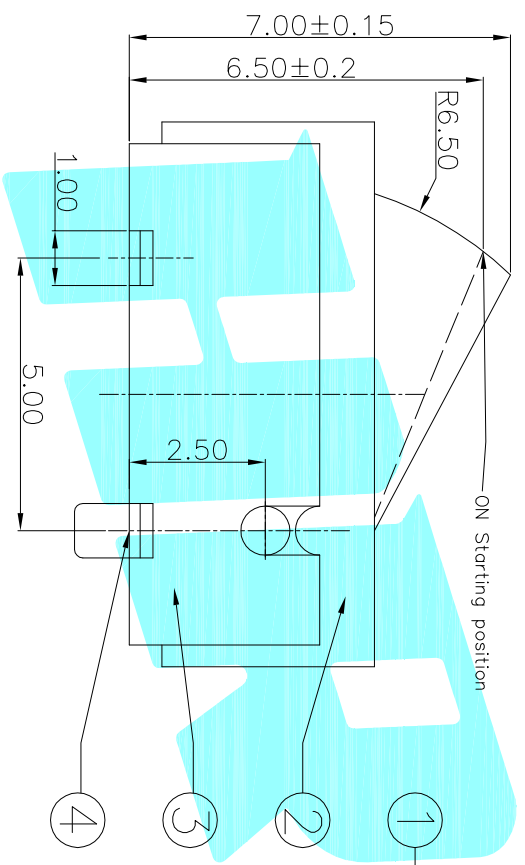


Circuit Diagram



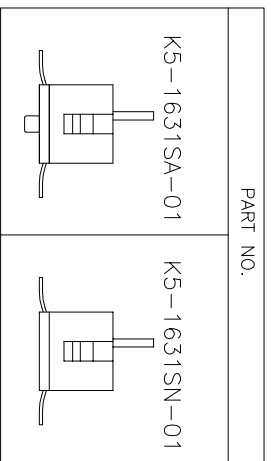
PCB Layout(Pattern side)

NOTE:
 Rating: DC 30V 0.1A
 Operating Force: 30±10gf
 Lifetime: 100,000 Cycles

ECN NO.	REV.	DATE.	DESCRIPTION.	CHANGE.	CHECK.	APPRO.
	A		NEW			

ITEM	PART NAME	TER'NO.	QTY.	MATERIAL	FINISHING	REMARK
⑤	Contact Spring	—	1	Be Alloy	Ag Plated	—
④	Terminal	—	4	Brass	Ag Plated	—
③	Housing	—	1	PA46	Black	—
②	Cover	—	1	PA46	Black	—
①	Slider	—	1	PA46	White	—

APPROVALS		DATE	TITLE:	
DRAWN	J.X.Zhong	2013/8/27	ELECTRONICS CO.,LTD	
CHECKED			DETECTOR SWITCHS	
APPROVALS			PART NO.	
TOLERANCES ARE		30~0.15	±0.30	ANGLE
	10~30	±0.20		UNIT: mm
	5~10	±0.15	±2'	SCALE: 1:1
	~5	±0.10		PROJ:
				SHEET 1 OF 1



ELECTRONICS CO.,LTD