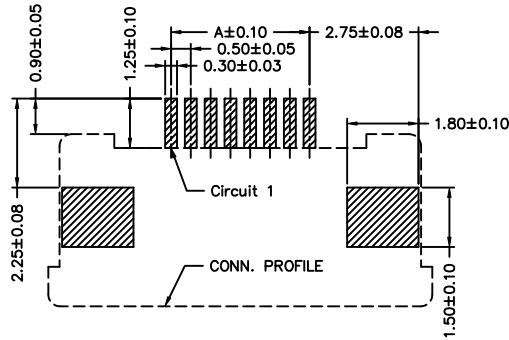


P/N LEGEND

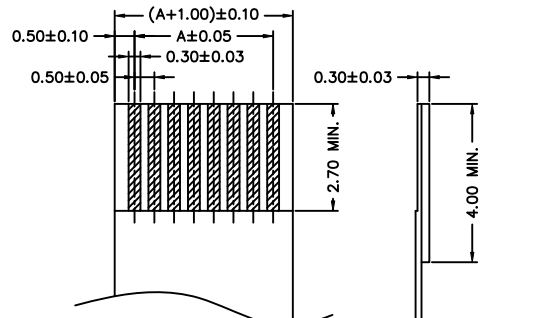
- F0500 WR-S-XP N L N XX X TO R
- ① Series No.
 ② Connector type: WR=Right angle
 ③ Mounting type: S=SMT without boss
 ④ No. of circuits
 ⑤ N=Halogen Free
 ⑥ Material: L=LCP
 ⑦ Color: N=Natural(Beige)
 ⑧ Plating code for contacts:
 G1=Gold-flash/G2=Gold-Plated 3u"
 T1=Matte Tin-plated
 ⑨ Plating code for solder tabs:
 G=Gold-flash; T=Matte Tin-plated
 ⑩ Option code: T0=Top contact style
 ⑪ Packing code: R=Tape & Reel

SPECIFICATIONS

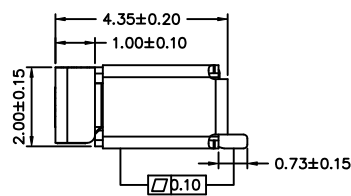
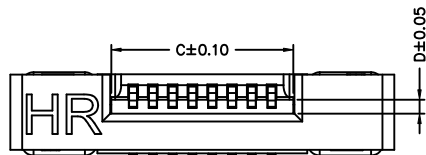
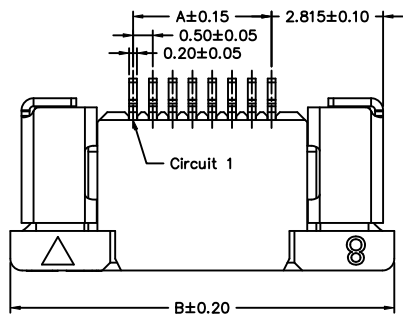
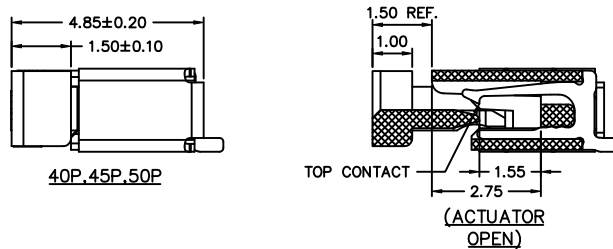
Current Rating: 0.5A AC,DC
 Voltage Rating: 50V AC,DC
 Temperature Range: -25°C ~ +85°C
 Contact Resistance: 30mΩ Max.
 Insulation Resistance: 100MΩ Min.
 Withstanding Voltage: 250V AC/minute
 Contacts: Phosphor Bronze/Gold-flash or Matte Tin-plated
 Solder Tabs: Brass/Gold-flash or Matte Tin-plated
 Housing: LCP,UL94V-0,Natural(Beige)
 Actuator: Nylon 6T,UL94V-0,Natural(Black)



SUGGESTED PCB LAYOUT
(COMPONENT SIDE)



RECOMMENDED FFC/FPC DIMENSION



Circuit No.	Dimensions				Circuit No.	Dimensions			
	A	B	C	D		A	B	C	D
04P	1.50	7.70	2.60	0.300	25P	12.00	18.20	13.10	0.350
05P	2.00	8.20	3.10	0.300	26P	12.50	18.70	13.60	0.350
06P	2.50	8.70	3.60	0.300	27P	13.00	19.20	14.10	0.350
07P	3.00	9.20	4.10	0.350	28P	13.50	19.70	14.60	0.350
08P	3.50	9.70	4.60	0.350	29P	14.00	20.20	15.10	0.350
09P	4.00	10.20	5.10	0.350	30P	14.50	20.70	15.60	0.350
10P	4.50	10.70	5.60	0.350	31P	15.00	21.20	16.10	0.350
11P	5.00	11.20	6.10	0.350	32P	15.50	21.70	16.60	0.350
12P	5.50	11.70	6.60	0.350	33P	16.00	22.20	17.10	0.350
13P	6.00	12.20	7.10	0.350	34P	16.50	22.70	17.60	0.350
14P	6.50	12.70	7.60	0.350	35P	17.00	23.20	18.10	0.350
15P	7.00	13.20	8.10	0.350	36P	17.50	23.70	18.60	0.350
16P	7.50	13.70	8.60	0.350	37P	18.00	24.20	19.10	0.350
17P	8.00	14.20	9.10	0.350	38P	18.50	24.70	19.60	0.350
18P	8.50	14.70	9.60	0.350	39P	19.00	25.20	20.10	0.350
19P	9.00	15.20	10.10	0.350	40P	19.50	25.70	20.60	0.350
20P	9.50	15.70	10.60	0.350	45P	22.00	28.20	23.10	0.350
21P	10.00	16.20	11.10	0.350	49P	24.00	30.20	25.10	0.350
22P	10.50	16.70	11.60	0.350	50P	24.50	30.70	25.60	0.350
23P	11.00	17.20	12.10	0.350	51P	25.00	31.20	26.10	0.350
24P	11.50	17.70	12.60	0.350					

燦達電子工業股份有限公司 JOINT TECH ELECTRONIC IND. CO., LTD.				UNIT	SCALE	SHEET	TITLE:
				mm	1 : 1	1 of 2	
DRAWN BY		APPROVED BY		0.50mm PITCH FFC/FPC CONNECTOR 90° SMT TYPE, ZIF, TOP CONTACT STYLE			
權生新		董正一					
2012.08.01		2012.08.01		DRAW NO. : F0500WR-S-XPXXXXXXTOX			
GENERAL TOLERANCE				REV. A2			
A2	EN1603110002	2016.03.11	徐富永	X.X±0.25	ANGLE±		
A0	NEW RELEASE	2012.08.01	權生新	X.XX±0.15			
REV.	DESCRIPTION	DATE	NAME	X.XXX±0.05			