

# APPROVAL SHEET

## MULTILAYER CERAMIC CAPACITORS

General Purpose Series (4V to 100V)

0201 to 1812 Sizes

NP0, X7R, Y5V, X6S & X5R Dielectrics

RoHS Compliance

\*Contents in this sheet are subject to change without prior notice.

## 1. DESCRIPTION

MLCC consists of a conducting material and electrodes. To manufacture a chip-type SMT and achieve miniaturization, high density and high efficiency, ceramic condensers are used.

WTC's MLCC is made by NP0, X7R, X6S, X5R and Y5V dielectric material and which provides product with high electrical precision, stability and reliability.

## 2. FEATURES

- A wide selection of sizes is available (0201 to 1812).
- High capacitance in given case size.
- Capacitor with lead-free termination (pure Tin).

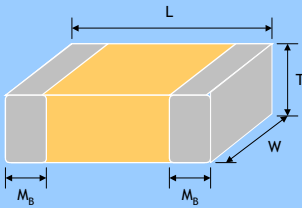
## 3. APPLICATIONS

- For general digital circuit.
- For power supply bypass capacitors.
- For consumer electronics.
- For telecommunication.

## 4. HOW TO ORDER

<u>1206</u>	<u>B</u>	<u>104</u>	<u>K</u>	<u>500</u>	<u>C</u>	<u>T</u>
<u>Size</u>	<u>Dielectric</u>	<u>Capacitance</u>	<u>Tolerance</u>	<u>Rated voltage</u>	<u>Termination</u>	<u>Packaging style</u>
Inch (mm)	<b>N</b> =NP0 (C0G)	Two significant digits followed by no. of zeros. And R is in place of decimal point.	<b>A</b> =±0.05pF <b>B</b> =±0.1pF <b>C</b> =±0.25pF <b>D</b> =±0.5pF <b>F</b> =±1% <b>G</b> =±2% <b>J</b> =±5% <b>K</b> =±10% <b>M</b> =±20% <b>Z</b> =-20/+80%	Two significant digits followed by no. of zeros. And R is in place of decimal point.  <b>4R0</b> =4 VDC <b>6R3</b> =6.3 VDC <b>100</b> =10 VDC <b>160</b> =16 VDC <b>250</b> =25 VDC <b>500</b> =50 VDC <b>101</b> =100 VDC	<b>C</b> =Cu/Ni/Sn	<b>T</b> =7" reeled <b>R</b> =7" reeled (2mm pitch for 0603 size; paper tape) <b>G</b> =13" reeled
<b>0201</b> (0603)	<b>B</b> =X7R	eg.: 0R5=0.5pF 1R0=1.0pF 104=10x10 <sup>4</sup> =100nF				
<b>0402</b> (1005)	<b>F</b> =Y5V					
<b>0603</b> (1608)	<b>X</b> =X5R					
<b>0805</b> (2012)	<b>S</b> =X6S					
<b>1206</b> (3216)						
<b>1210</b> (3225)						
<b>1812</b> (4532)						

## 5. EXTERNAL DIMENSIONS

Outline	Size Inch (mm)	L (mm)	W (mm)	T (mm)/Symbol	Soldering Method *	M <sub>B</sub> (mm)
 <p>Fig. 1 The outline of MLCC</p>	01R5 (0402)	0.4±0.02	0.2±0.02	0.2±0.02	V R	0.10±0.03
	0201 (0603)	0.6±0.03	0.3±0.03	0.3±0.03	L R	0.15±0.05
		0.6±0.05 <sup>#2</sup>	0.3±0.05 <sup>#2</sup>	0.3±0.05 <sup>#2</sup>		
		0.6±0.09 <sup>#3</sup>	0.3±0.09 <sup>#3</sup>	0.3±0.09 <sup>#3</sup>		
	0402 (1005)	1.00±0.05	0.50±0.05	0.50±0.05	N R	0.25 +0.05/-0.10
				0.50±0.02/-0.05	Q R	
	0603 (1608)	1.60±0.15/-0.10	0.80±0.15/-0.10	0.50±0.05	E R	0.40±0.15
				0.80±0.07	S R / W	
				0.80±0.15/-0.10	H R / W	
	0805 (2012)	2.00±0.15	1.25±0.10	0.50±0.10	X R / W	0.50±0.20
				0.60±0.10	A R / W	
				0.80±0.10	B R / W	
		1.25±0.10	D R			
		2.00±0.20	1.25±0.20	0.85±0.10	T R / W	
	1206 (3216)	3.20±0.15	1.60±0.15	0.80±0.10	I R	0.60±0.20 (0.5±0.25) <sup>***</sup>
				0.95±0.10	H R / W	
				1.25±0.10	C R	
		3.20±0.20	1.60±0.20	1.15±0.15	D R	
				1.60±0.20	J R	
				0.85±0.10	G R	
3.20±0.30/-0.10	1.60±0.30/-0.10	1.60±0.30/-0.10	T R / W	P R		
1210 (3225)	3.20±0.30	2.50±0.20	0.95±0.10	R R	0.75±0.25	
			0.85±0.10	C R		
			1.25±0.10	T R		
	3.20±0.40	2.50±0.30	1.60±0.20	D R		
			2.00±0.20	G R		
2.50±0.30	M R					
1808 (4520)	4.50±0.40 (4.5+0.5/-0.3) <sup>**</sup>	2.03±0.25	1.25±0.10	K R	0.75±0.25 (0.5±0.25) <sup>***</sup>	
			1.40±0.15	D R		
			1.60±0.20	F R		
			2.00±0.20	G R		
1812 (4532)	4.50±0.40 (4.5+0.5/-0.3) <sup>**</sup>	3.20±0.30	1.25±0.10	K R	0.75±0.25 (0.5±0.25) <sup>***</sup>	
			1.60±0.20	D R		
			2.00±0.20	G R		
		3.20±0.40	2.50±0.30	M R		
			2.80±0.30	K R		

\* R = Reflow soldering process; W = Wave soldering process.

\*\* For 1808\_200V ~3kV, 1812\_200V~3kV and safety certificated products.

\*\*\* For 1206\_1000V ~3kV, 1808\_200V ~3kV, 1812\_200V~3kV and safety certificated products.

#1: For 0603/Cap ≥ 10μF or 0603(>10V)/Cap>1μF products.

#2: For 0201/Cap ≥ 0.68μF products.

#3: For 0201/Cap >1μF products.

## 6. GENERAL ELECTRICAL DATA

Dielectric	NP0	X7R	Y5V	X5R	X6S
Size	0402, 0603, 0805, 1206, 1210, 1812				
Capacitance range*	0.1pF to 0.1μF	100pF to 47μF	0.01μF to 100μF	100pF to 220μF	0.1μF to 100μF
Capacitance tolerance**	Cap≤5pF <sup>#1</sup> : A (±0.05pF), B (±0.1pF), C (±0.25pF) 5pF<Cap<10pF: C (±0.25pF), D (±0.5pF) Cap≥10pF: F (±1%), G (±2%), J (±5%), K (±10%)	J (±5%), K (±10%), M (±20%)	M (±20%), Z (-20/+80%)	K (±10%), M (±20%)	K (±10%), M (±20%)
Rated voltage (WVDC)	10V, 16V, 25V, 50V, 100V	6.3V, 10V, 16V, 25V, 50V, 100V		4V, 6.3V, 10V, 16V, 25V, 50V	
DF(Tan δ)*	Cap<30pF: Q≥400+20C Cap≥30pF: Q≥1000	Note 1			
Operating temperature	-55 to +125°C		-25 to +85°C	-55 to +85°C	-55 to +105°C
Capacitance characteristic	±30ppm	±15%	+30/-80%	±15%	±22%
Termination	Ni/Sn (lead-free termination)				

#1: NP0, 0.1pF product only provide B tolerance

\* Measured at the condition of 30~70% related humidity.

NP0: Apply 1.0±0.2Vrms, 1.0MHz±10% for Cap≤1000pF and 1.0±0.2Vrms, 1.0kHz±10% for Cap>1000pF, 25°C at ambient temperature

X7R/X6S/X5R: Apply 1.0±0.2Vrms, 1.0kHz±10%, at 25°C ambient temperature.

Y5V: Apply 1.0±0.2Vrms, 1.0kHz±10%, at 20°C ambient temperature.

\*\* Preconditioning for Class II MLCC: Perform a heat treatment at 150±10°C for 1 hour, then leave in ambient condition for 24±2 hours before measurement.

Note 1:

X7R/X5R/X6S

Rated vol.	D.F. ≤	Exception of D.F. ≤	
≥ 100V	≤ 2.5%	≤ 3%	1206 ≥ 0.47μF
		≤ 5%	0805 > 0.1μF, 0603 ≥ 0.068μF, 1206 > 1μF; TT series
50V	≤ 2.5%	≤ 3%	0201 (50V); 0603 ≥ 0.047μF; 0805 ≥ 0.18μF; 1206 ≥ 0.47μF
		≤ 5%	1210 ≥ 4.7μF
		≤ 10%	0402 ≥ 0.1μF; 0603 > 0.1μF; 0805 ≥ 1μF; 1206 ≥ 2.2μF; 1210 ≥ 10μF; TT series
35V	≤ 3.5%	≤ 10%	0603 ≥ 1μF; 0805 ≥ 2.2μF; 1210 ≥ 10μF
25V	≤ 3.5%	≤ 5%	0201 ≥ 0.01μF; 0805 ≥ 1μF; 1210 ≥ 10μF
		≤ 7%	0603 ≥ 0.33μF; 1206 ≥ 4.7μF
		≤ 10%	0402 ≥ 0.10μF; 0603 ≥ 0.47μF; 0805 ≥ 2.2μF; 1206 ≥ 6.8μF; 1210 ≥ 22μF; TT series
		≤ 12.5%	0402 ≥ 1μF
16V	≤ 3.5%	≤ 5%	0201 ≥ 0.01μF; 0402 ≥ 0.033μF; 0603 ≥ 0.15μF; 0805 ≥ 0.68μF; 1206 ≥ 2.2μF; 1210 ≥ 4.7μF
		≤ 10%	0201 ≥ 0.1μF; 0402 ≥ 0.22μF; 0603 ≥ 0.68μF; 0805 ≥ 2.2μF; 1206 ≥ 4.7μF; 1210 ≥ 22μF; TT series
10V	≤ 5%	≤ 10%	0201 ≥ 0.012μF; 0402 ≥ 0.33μF (0402/X7R ≥ 0.22μF); TT series 0603 ≥ 0.33μF; 0805 ≥ 2.2μF; 1206 ≥ 2.2μF; 1210 ≥ 22μF
		≤ 15%	0201 ≥ 0.1μF; 0402 ≥ 1μF
6.3V	≤ 10%	≤ 15%	0201 ≥ 0.1μF; 0402 ≥ 1μF; 0603 ≥ 10μF; 0805 ≥ 4.7μF; 1206 ≥ 47μF; 1210 ≥ 100μF; TT series
		≤ 20%	0402 ≥ 2.2μF
4V	≤ 15%	---	---

Y5V

Rated vol.	D.F. ≤	Exception of D.F. ≤	
≥ 50V	5%	7%	0603 ≥ 0.1μF; 0805 ≥ 0.47μF; 1206 ≥ 4.7μF
35V	7%	---	---
25V	5%	7%	0402 ≥ 0.047μF; 0603 ≥ 0.1μF; 0805 ≥ 0.33μF; 1206 ≥ 1μF; 1210 ≥ 4.7μF
		9%	0402 ≥ 0.068μF; 0603 ≥ 0.47μF; 1206 ≥ 4.7μF; 1210 ≥ 22μF
16V (C < 1.0μF)	7%	9%	0402 ≥ 0.068μF; 0603 ≥ 0.68μF
16V (C ≥ 1.0μF)	9%	12.5%	0402 ≥ 0.22μF
		12.5%	0603 ≥ 2.2μF; 0805 ≥ 3.3μF; 1206 ≥ 10μF; 1210 ≥ 22μF; 1812 ≥ 47μF
10V	12.5%	20%	0402 ≥ 0.47μF
6.3V	20%	---	---

### 7. CAPACITANCE RANGE

#### 7-1. NP0 Dielectric 0201, 0402, 0603, 0805 Sizes

DIELECTRIC		NP0																	
		0201			0402				0603					0805					
SIZE	RATED VOLTAGE (VDC)	16	25	50	10	16	25	50	100	10	16	25	50	100	10	16	25	50	100
Capacitance	0.1pF (0R1)	L	L	L	N	N	N	N											
	0.2pF (0R2)	L	L	L	N	N	N	N											
	0.3pF (0R3)	L	L	L	N	N	N	N											
	0.4pF (0R4)	L	L	L	N	N	N	N											
	0.5pF (0R5)	L	L	L	N	N	N	N	N	S	S	S	S	S	A	A	A	A	A
	0.6pF (0R6)	L	L	L	N	N	N	N	N	S	S	S	S	S	A	A	A	A	A
	0.7pF (0R7)	L	L	L	N	N	N	N	N	S	S	S	S	S	A	A	A	A	A
	0.8pF (0R8)	L	L	L	N	N	N	N	N	S	S	S	S	S	A	A	A	A	A
	0.9pF (0R9)	L	L	L	N	N	N	N	N	S	S	S	S	S	A	A	A	A	A
	1.0pF (1R0)	L	L	L	N	N	N	N	N	S	S	S	S	S	A	A	A	A	A
	1.2pF (1R2)	L	L	L	N	N	N	N	N	S	S	S	S	S	A	A	A	A	A
	1.5pF (1R5)	L	L	L	N	N	N	N	N	S	S	S	S	S	A	A	A	A	A
	1.8pF (1R8)	L	L	L	N	N	N	N	N	S	S	S	S	S	A	A	A	A	A
	2.0pF (2R0)	L	L	L	N	N	N	N	N	S	S	S	S	S	A	A	A	A	A
	2.2pF (2R2)	L	L	L	N	N	N	N	N	S	S	S	S	S	A	A	A	A	A
	2.7pF (2R7)	L	L	L	N	N	N	N	N	S	S	S	S	S	A	A	A	A	A
	3.0pF (3R0)	L	L	L	N	N	N	N	N	S	S	S	S	S	A	A	A	A	A
	3.3pF (3R3)	L	L	L	N	N	N	N	N	S	S	S	S	S	A	A	A	A	A
	3.9pF (3R9)	L	L	L	N	N	N	N	N	S	S	S	S	S	A	A	A	A	A
	4.0pF (4R0)	L	L	L	N	N	N	N	N	S	S	S	S	S	A	A	A	A	A
	4.7pF (4R7)	L	L	L	N	N	N	N	N	S	S	S	S	S	A	A	A	A	A
	5.0pF (5R0)	L	L	L	N	N	N	N	N	S	S	S	S	S	A	A	A	A	A
	5.6pF (5R6)	L	L	L	N	N	N	N	N	S	S	S	S	S	A	A	A	A	A
	6.0pF (6R0)	L	L	L	N	N	N	N	N	S	S	S	S	S	A	A	A	A	A
	6.8pF (6R8)	L	L	L	N	N	N	N	N	S	S	S	S	S	A	A	A	A	A
	7.0pF (7R0)	L	L	L	N	N	N	N	N	S	S	S	S	S	A	A	A	A	A
	8.0pF (8R0)	L	L	L	N	N	N	N	N	S	S	S	S	S	A	A	A	A	A
	8.2pF (8R2)	L	L	L	N	N	N	N	N	S	S	S	S	S	A	A	A	A	A
	9.0pF (9R0)	L	L	L	N	N	N	N	N	S	S	S	S	S	A	A	A	A	A
	10pF (100)	L	L	L	N	N	N	N	N	S	S	S	S	S	A	A	A	A	A
	12pF (120)	L	L	L	N	N	N	N	N	S	S	S	S	S	A	A	A	A	A
	15pF (150)	L	L	L	N	N	N	N	N	S	S	S	S	S	A	A	A	A	A
	18pF (180)	L	L	L	N	N	N	N	N	S	S	S	S	S	A	A	A	A	A
	22pF (220)	L	L	L	N	N	N	N	N	S	S	S	S	S	A	A	A	A	A
	27pF (270)	L	L	L	N	N	N	N	N	S	S	S	S	S	A	A	A	A	A
	33pF (330)	L	L	L	N	N	N	N	N	S	S	S	S	S	A	A	A	A	A
	39pF (390)	L	L	L	N	N	N	N	N	S	S	S	S	S	A	A	A	A	A
	47pF (470)	L	L	L	N	N	N	N	N	S	S	S	S	S	A	A	A	A	A
	56pF (560)	L	L	L	N	N	N	N	N	S	S	S	S	S	A	A	A	A	A
	68pF (680)	L	L	L	N	N	N	N	N	S	S	S	S	S	A	A	A	A	A
	82pF (820)	L	L	L	N	N	N	N	N	S	S	S	S	S	A	A	A	A	A
	100pF (101)	L	L	L	N	N	N	N	N	S	S	S	S	S	A	A	A	A	A
	120pF (121)	L	L	L	N	N	N	N	N	S	S	S	S	S	A	A	A	A	A
	150pF (151)				N	N	N	N	N	S	S	S	S	S	A	A	A	A	A
	180pF (181)				N	N	N	N	N	S	S	S	S	S	A	A	A	A	A
	220pF (221)				N	N	N	N	N	S	S	S	S	S	A	A	A	A	A
	270pF (271)				N	N	N	N	N	S	S	S	S	S	A	A	A	A	A
330pF (331)				N	N	N	N	N	S	S	S	S	S	A	A	A	A	A	
390pF (391)				N	N	N	N	N	S	S	S	S	S	B	B	B	B	B	
470pF (471)				N	N	N	N	N	S	S	S	S	S	B	B	B	B	B	
560pF (561)				N	N	N	N	N	S	S	S	S	S	B	B	B	B	B	
680pF (681)				N	N	N	N	N	S	S	S	S	S	B	B	B	B	B	
820pF (821)				N	N	N	N	N	S	S	S	S	S	B	B	B	B	B	
1,000pF (102)				N	N	N	N	N	S	S	S	S	S	B	B	B	B	B	
1,200pF (122)									X	X	X	X	X	B	B	B	B	B	
1,500pF (152)									X	X	X	X	X	B	B	B	B	B	
1,800pF (182)									X	X	X	X	X	B	B	B	B	B	
2,200pF (222)									X	X	X	X	X	B	B	B	B	B	
2,700pF (272)									X	X	X	X	X	D	D	D	D	D	
3,300pF (332)									X	X	X	X	X	D	D	D	D	D	
3,900pF (392)									X	X	X	X	X	D	D	D	D	D	
4,700pF (472)									X	X	X	X	X	D	D	D	D	D	
5,600pF (562)									X	X	X	X	X	D	D	D	D	D	
6,800pF (682)									X	X	X	X	X	D	D	D	D	D	
8,200pF (822)									X	X	X	X	X	D	D	D	D	D	
0.010uF (103)									X	X	X	X	X	D	D	D	D	D	
0.012uF (123)														T	T	T	T	T	
0.018uF (183)														D	D	D	D	D	
0.022uF (223)														D	D	D	D	D	

1. The letter in cell is expressed the symbol of product thickness.
2. For more information about products with special capacitance or other data, please contact WTC local representative.

7-1. NP0 Dielectric 1206, 1210, 1812 Sizes

DIELECTRIC		NP0													
SIZE		1206					1210					1812			
RATED VOLTAGE (VDC)		10	16	25	50	100	10	16	25	50	100	16	50	100	
Capacitance	1.0pF (1R0)														
	1.2pF (1R2)	B	B	B	B	B									
	1.5pF (1R5)	B	B	B	B	B									
	1.8pF (1R8)	B	B	B	B	B									
	2.2pF (2R2)	B	B	B	B	B									
	2.7pF (2R7)	B	B	B	B	B									
	3.3pF (3R3)	B	B	B	B	B									
	3.9pF (3R9)	B	B	B	B	B									
	4.7pF (4R7)	B	B	B	B	B									
	5.6pF (5R6)	B	B	B	B	B									
	6.8pF (6R8)	B	B	B	B	B									
	8.2pF (8R2)	B	B	B	B	B									
	10pF (100)	B	B	B	B	B	C	C	C	C	C	D	D	D	
	12pF (120)	B	B	B	B	B	C	C	C	C	C	D	D	D	
	15pF (150)	B	B	B	B	B	C	C	C	C	C	D	D	D	
	18pF (180)	B	B	B	B	B	C	C	C	C	C	D	D	D	
	22pF (220)	B	B	B	B	B	C	C	C	C	C	D	D	D	
	27pF (270)	B	B	B	B	B	C	C	C	C	C	D	D	D	
	33pF (330)	B	B	B	B	B	C	C	C	C	C	D	D	D	
	39pF (390)	B	B	B	B	B	C	C	C	C	C	D	D	D	
	47pF (470)	B	B	B	B	B	C	C	C	C	C	D	D	D	
	56pF (560)	B	B	B	B	B	C	C	C	C	C	D	D	D	
	68pF (680)	B	B	B	B	B	C	C	C	C	C	D	D	D	
	82pF (820)	B	B	B	B	B	C	C	C	C	C	D	D	D	
	100pF (101)	B	B	B	B	B	C	C	C	C	C	D	D	D	
	120pF (121)	B	B	B	B	B	C	C	C	C	C	D	D	D	
	150pF (151)	B	B	B	B	B	C	C	C	C	C	D	D	D	
	180pF (181)	B	B	B	B	B	C	C	C	C	C	D	D	D	
	220pF (221)	B	B	B	B	B	C	C	C	C	C	D	D	D	
	270pF (271)	B	B	B	B	B	C	C	C	C	C	D	D	D	
	330pF (331)	B	B	B	B	B	C	C	C	C	C	D	D	D	
	390pF (391)	B	B	B	B	B	C	C	C	C	C	D	D	D	
	470pF (471)	B	B	B	B	B	C	C	C	C	C	D	D	D	
	560pF (561)	B	B	B	B	B	C	C	C	C	C	D	D	D	
	680pF (681)	B	B	B	B	B	C	C	C	C	C	D	D	D	
	820pF (821)	B	B	B	B	B	C	C	C	C	C	D	D	D	
	1,000pF (102)	B	B	B	B	B	C	C	C	C	C	D	D	D	
	1,200pF (122)	B	B	B	B	B	C	C	C	C	C	D	D	D	
	1,500pF (152)	B	B	B	B	B	C	C	C	C	C	D	D	D	
	1,800pF (182)	B	B	B	B	B	C	C	C	C	C	D	D	D	
	2,200pF (222)	B	B	B	B	B	C	C	C	C	C	D	D	D	
	2,700pF (272)	B	B	B	B	B	C	C	C	C	C	D	D	D	
3,300pF (332)	B	B	B	B	B	C	C	C	C	C	D	D	D		
3,900pF (392)	B	B	B	B	B	C	C	C	C	C	D	D	D		
4,700pF (472)	B	B	B	B	B	C	C	C	C	C	D	D	D		
5,600pF (562)	B	B	B	B	B	C	C	C	C	C	D	D	D		
6,800pF (682)	C	C	C	C	C	C	C	C	C	C	D	D	D		
8,200pF (822)	D	D	D	D	D	C	C	C	C	C	D	D	D		
0.010μF (103)	D	D	D	D	D	C	C	C	C	C	D	D	D		
0.012μF (123)	T	T	T	T	T	D	D	D	D	D	D	D	D		
0.015μF (153)	T	T	T	T	T	D	D	D	D	D	D	D	D		
0.018μF (183)	T	T	T	T	T						D	D	D		
0.022μF (223)	T	T	T	T	T						D	D	D		
0.027μF (273)	T	T	T	T	T						D	D	D		
0.033μF (333)	T	T	T	T	T						D	D	D		
0.039μF (393)	J	J	J	J	J										
0.047μF (473)	J	J	J	J	J										
0.056μF (563)	J	J	J	J	J										
0.068μF (683)	G	G	G	G	G										
0.082μF (823)	G	G	G	G	G										
0.1μF (104)	G	G	G	G	G										

- The letter in cell is expressed the symbol of product thickness.
- For more information about products with special capacitance or other data, please contact WTC local representative.

7-2. X7R Dielectric 0201, 0402, 0603, 0805 Sizes

DIELECTRIC		X7R																						
SIZE		0201					0402					0603					0805							
RATED VOLTAGE (VDC)		6.3	10	16	25	50	6.3	10	16	25	50	100	6.3	10	16	25	50	100	6.3	10	16	25	50	100
Capacitance	100pF (101)			L	L	L		N	N	N	N	N		S	S	S	S	S		B	B	B	B	B
	120pF (121)			L	L	L		N	N	N	N	N		S	S	S	S	S		B	B	B	B	B
	150pF (151)			L	L	L		N	N	N	N	N		S	S	S	S	S		B	B	B	B	B
	180pF (181)			L	L	L		N	N	N	N	N		S	S	S	S	S		B	B	B	B	B
	220pF (221)			L	L	L		N	N	N	N	N		S	S	S	S	S		B	B	B	B	B
	270pF (271)			L	L	L		N	N	N	N	N		S	S	S	S	S		B	B	B	B	B
	330pF (331)			L	L	L		N	N	N	N	N		S	S	S	S	S		B	B	B	B	B
	390pF (391)			L	L	L		N	N	N	N	N		S	S	S	S	S		B	B	B	B	B
	470pF (471)			L	L	L		N	N	N	N	N		S	S	S	S	S		B	B	B	B	B
	560pF (561)			L	L	L		N	N	N	N	N		S	S	S	S	S		B	B	B	B	B
	680pF (681)			L	L	L		N	N	N	N	N		S	S	S	S	S		B	B	B	B	B
	820pF (821)			L	L	L		N	N	N	N	N		S	S	S	S	S		B	B	B	B	B
	1,000pF (102)	L	L	L	L	L		N	N	N	N	N		S	S	S	S	S		B	B	B	B	B
	1,200pF (122)	L	L	L	L			N	N	N	N			S	S	S	S	S		B	B	B	B	B
	1,500pF (152)	L	L	L	L			N	N	N	N			S	S	S	S	S		B	B	B	B	B
	1,800pF (182)	L	L	L				N	N	N	N			S	S	S	S	S		B	B	B	B	B
	2,200pF (222)	L	L	L				N	N	N	N			S	S	S	S	S		B	B	B	B	B
	2,700pF (272)	L	L	L				N	N	N	N			S	S	S	S	S		B	B	B	B	B
	3,300pF (332)	L	L	L				N	N	N	N			S	S	S	S	S		B	B	B	B	B
	3,900pF (392)	L	L	L				N	N	N	N			S	S	S	S	S		B	B	B	B	B
	4,700pF (472)	L	L	L				N	N	N	N			S	S	S	S	S		B	B	B	B	B
	5,600pF (562)	L	L					N	N	N	N			S	S	S	S	S		B	B	B	B	B
	6,800pF (682)	L	L					N	N	N	N			S	S	S	S	S		B	B	B	B	B
	8,200pF (822)	L	L					N	N	N	N			S	S	S	S	S		B	B	B	B	B
	0.010μF (103)	L	L	L				N	N	N	N			S	S	S	S	S		B	B	B	B	B
	0.012μF (123)							N	N	N				S	S	S	S	X		B	B	B	B	B
	0.015μF (153)							N	N	N				S	S	S	S	X		B	B	B	B	B
	0.018μF (183)							N	N	N				S	S	S	S	X		B	B	B	B	B
	0.022μF (223)							N	N	N	N			S	S	S	S	X		B	B	B	B	B
	0.027μF (273)							N	N	N				S	S	S	S	X		B	B	B	B	D
	0.033μF (333)							N	N	N	N			S	S	S	X	X		B	B	B	B	D
	0.039μF (393)							N	N	N				S	S	S	X	X		B	B	B	B	D
0.047μF (473)							N	N	N	N			S	S	S	X	X		B	B	B	B	D	
0.056μF (563)							N	N					S	S	S	X	X		B	B	B	B	D	
0.068μF (683)							N	N		N			S	S	S	X	X		B	B	B	B	D	
0.082μF (823)							N	N					S	S	S	X	X		B	B	B	B	D	
0.10μF (104)						N	N	N	N	N			S	S	S	X	X		B	B	B	B	D	
0.12μF (124)													S	S	X				B	B	B	D		
0.15μF (154)													S	S	X				D	D	D	D		
0.18μF (184)													S	S	X				D	D	D	D		
0.22μF (224)						N	N	N	N				S	S	X	X			D	D	D	D	T	
0.27μF (274)												X	X	X	X				D	D	D	I		
0.33μF (334)												X	X	X	X				D	D	D	I		
0.39μF (394)												X	X	X	X				D	D	D	I		
0.47μF (474)						N	N					X	X	X	X	X			D	D	D	I	I	
0.56μF (564)												X	X	X					D	D	D			
0.68μF (684)												X	X	X					D	D	D			
0.82μF (824)												X	X	X					D	D	D			
1.0μF (105)						N						X	X	X	X	X			D	D	D	I		
1.5μF (155)																			I	I	I			
2.2μF (225)												X	X						I	I	I	I		
3.3μF (335)																			I	I	I			
4.7μF (475)																			I	I	I			
6.8μF (685)																								
10μF (106)																			I	I	I*			
22μF (226)																								

1. The letter in cell is expressed the symbol of product thickness.
2. The letter in cell with " \* " mark is expressed product not in 10% (code "K") tolerance.

7-2. X7R Dielectric 1206, 1210, 1812 Sizes

DIELECTRIC		X7R																
SIZE		1206					1210					1812						
RATED VOLTAGE (VDC)		6.3	10	16	25	50	100	6.3	10	16	25	50	100	10	16	25	50	100
Capacitance	100pF (101)																	
	120pF (121)																	
	150pF (151)		B	B	B	B	B											
	180pF (181)		B	B	B	B	B											
	220pF (221)		B	B	B	B	B											
	270pF (271)		B	B	B	B	B											
	330pF (331)		B	B	B	B	B											
	390pF (391)		B	B	B	B	B											
	470pF (471)		B	B	B	B	B											
	560pF (561)		B	B	B	B	B											
	680pF (681)		B	B	B	B	B											
	820pF (821)		B	B	B	B	B											
	1,000pF (102)		B	B	B	B	B		C	C	C	C	C	D	D	D	D	D
	1,200pF (122)		B	B	B	B	B		C	C	C	C	C	D	D	D	D	D
	1,500pF (152)		B	B	B	B	B		C	C	C	C	C	D	D	D	D	D
	1,800pF (182)		B	B	B	B	B		C	C	C	C	C	D	D	D	D	D
	2,200pF (222)		B	B	B	B	B		C	C	C	C	C	D	D	D	D	D
	2,700pF (272)		B	B	B	B	B		C	C	C	C	C	D	D	D	D	D
	3,300pF (332)		B	B	B	B	B		C	C	C	C	C	D	D	D	D	D
	3,900pF (392)		B	B	B	B	B		C	C	C	C	C	D	D	D	D	D
	4,700pF (472)		B	B	B	B	B		C	C	C	C	C	D	D	D	D	D
	5,600pF (562)		B	B	B	B	B		C	C	C	C	C	D	D	D	D	D
	6,800pF (682)		B	B	B	B	B		C	C	C	C	C	D	D	D	D	D
	8,200pF (822)		B	B	B	B	B		C	C	C	C	C	D	D	D	D	D
	0.010μF (103)		B	B	B	B	B		C	C	C	C	C	D	D	D	D	D
	0.012μF (123)		B	B	B	B	B		C	C	C	C	C	D	D	D	D	D
	0.015μF (153)		B	B	B	B	B		C	C	C	C	C	D	D	D	D	D
	0.018μF (183)		B	B	B	B	B		C	C	C	C	C	D	D	D	D	D
	0.022μF (223)		B	B	B	B	B		C	C	C	C	C	D	D	D	D	D
	0.027μF (273)		B	B	B	B	B		C	C	C	C	C	D	D	D	D	D
	0.033μF (333)		B	B	B	B	B		C	C	C	C	C	D	D	D	D	D
	0.039μF (393)		B	B	B	B	B		C	C	C	C	C	D	D	D	D	D
	0.047μF (473)		B	B	B	B	B		C	C	C	C	C	D	D	D	D	D
	0.056μF (563)		B	B	B	B	B		C	C	C	C	C	D	D	D	D	D
	0.068μF (683)		B	B	B	B	B		C	C	C	C	C	D	D	D	D	D
	0.082μF (823)		B	B	B	B	D		C	C	C	C	C	D	D	D	D	D
	0.10μF (104)		B	B	B	B	D		C	C	C	C	C	D	D	D	D	D
	0.12μF (124)		B	B	B	B	D		C	C	C	C	C	D	D	D	D	D
	0.15μF (154)		C	C	C	C	G		C	C	C	C	D	D	D	D	D	D
	0.18μF (184)		C	C	C	C	G		C	C	C	C	D	D	D	D	D	D
	0.22μF (224)		C	C	C	C	G		C	C	C	C	D	D	D	D	D	D
	0.27μF (274)		C	C	C	D	G		C	C	C	C	G	D	D	D	D	D
0.33μF (334)		C	C	C	D	G		C	C	C	D	G	D	D	D	D	D	
0.39μF (394)		C	C	J	P	G		C	C	C	D	M	D	D	D	D	D	
0.47μF (474)		J	J	J	P	G		C	C	C	D	M	D	D	D	D	K	
0.56μF (564)		J	J	J	P	P		D	D	D	D	M	D	D	D	D	K	
0.68μF (684)		J	J	J	P	P		D	D	D	D	K	D	D	D	K	K	
0.82μF (824)		J	J	J	P	P		D	D	D	D	K	D	D	D	K	K	
1.0μF (105)		J	J	J	P	P		D	D	D	D	K	D	D	D	K	K	
1.5μF (155)	J	J	J	P						K	G	M	M				K	
2.2μF (225)	J	J	J	P	P	P				K	G	M	M			M	M	
3.3μF (335)		P	P	P	P					K	G							
4.7μF (475)	P	P	P	P	P					K	K	K	M					
6.8μF (685)																		
10μF (106)	P	P	P	P						K	K	K	M					
22μF (226)	P	P	P*							M	M	M						
47μF (476)								M	M									
100μF (107)																		

- The letter in cell is expressed the symbol of product thickness.
- The letter in cell with " \* " mark is expressed product not in 10% (code "K") tolerance.



7-3. Y5V Dielectric 0402, 0603, 0805 Sizes

DIELECTRIC		Y5V															
SIZE		0402					0603					0805					
RATED VOLTAGE (VDC)		6.3	10	16	25	50	6.3	10	16	25	50	6.3	10	16	25	50	100
Capacitance	0.010μF (103)		N	N	N	N		S	S	S	S		A	A	A	A	B
	0.015μF (153)		N	N	N	N		S	S	S	S		A	A	A	A	B
	0.022μF (223)		N	N	N	N		S	S	S	S		A	A	A	A	B
	0.033μF (333)		N	N	N	N		S	S	S	S		A	A	A	A	B
	0.047μF (473)		N	N	N			S	S	S	S		A	A	A	A	B
	0.068μF (683)		N	N	N			S	S	S	S		A	A	A	A	B
	0.10μF (104)		N	N	N			S	S	S	S		A	A	A	A	B
	0.15μF (154)			N	N			S	S	S	S		A	A	A	A	
	0.22μF (224)	N	N	N				S	S	S	S		A	A	A	A	
	0.33μF (334)	N	N	N				S	S	S	X		B	B	B	B	
	0.47μF (474)	N	N	N				S	S	X	X		B	B	B	B	
	0.68μF (684)	N						S	X	X			B	B	D	D	
	1.0μF (105)	N	N					S	X	X			B	B	D	D	
	1.5μF (155)							S					D	D			
	2.2μF (225)						S	S	X				D	D	I		
	3.3μF (335)												D	D			
	4.7μF (475)						X	X					D	D	I		
	6.8μF (685)												I				
10μF (106)												I	I	I			
22μF (226)												I	I				

1. The letter in cell is expressed the symbol of product thickness.
2. For more information about products with special capacitance or other data, please contact WTC local representative.

7-3. Y5V Dielectric 1206, 1210, 1812 Sizes

DIELECTRIC		Y5V																
SIZE		1206					1210					1812						
RATED VOLTAGE (VDC)		6.3	10	16	25	50	100	6.3	10	16	25	50	100	10	16	25	50	100
Capacitance	0.010μF (103)		B	B	B	B	B						C					D
	0.015μF (153)		B	B	B	B	B						C					D
	0.022μF (223)		B	B	B	B	B						C					D
	0.033μF (333)		B	B	B	B	B						C					D
	0.047μF (473)		B	B	B	B	B						C					D
	0.068μF (683)		B	B	B	B	B						C					D
	0.10μF (104)		B	B	B	B	B						C					D
	0.15μF (154)		B	B	B	B	C		C	C	C	C	C	D	D	D	D	D
	0.22μF (224)		B	B	B	B	C		C	C	C	C	C	D	D	D	D	D
	0.33μF (334)		B	B	B	B			C	C	C	C	C	D	D	D	D	D
	0.47μF (474)		B	B	B	B			C	C	C	C		D	D	D	D	D
	0.68μF (684)		B	B	B	B			C	C	C	C		D	D	D	D	D
	1.0μF (105)		C	C	C	C			C	C	C	C		D	D	D	D	D
	1.5μF (155)		C	C	C				C	C	C			D	D	D	D	
	2.2μF (225)		C	C	C	J			C	C	C	G		D	D	D	D	
	3.3μF (335)		J	J	J				C	C	C			D	D	D	D	
	4.7μF (475)		J	J	J	P			C	C	D	G		D	D	D	D	
	6.8μF (685)		J	J					C	C	D			D	D	D	D	
10μF (106)		J	J	P				D	D	G			D	D	D	K		
22μF (226)		P	P					K	K									
47μF (476)	P							K	K					M				
100μF (107)							M											

1. The letter in cell is expressed the symbol of product thickness.
2. For more information about products with special capacitance or other data, please contact WTC local representative.

7-4. X5R Dielectric 0201, 0402, 0603, 0805, 1206, 1210 Sizes

Dielectric		X5R														
Size		0201					0402					0603				
Rated Voltage (VDC)		6.3	10	16	25	50	6.3	10	16	25	50	6.3	10	16	25	50
Capacitance	100pF (101)			L	L	L										
	120pF (121)			L	L	L										
	150pF (151)			L	L	L										
	180pF (181)			L	L	L										
	220pF (221)			L	L	L										
	270pF (271)			L	L	L										
	330pF (331)			L	L	L										
	390pF (391)			L	L	L										
	470pF (471)			L	L	L										
	560pF (561)			L	L	L										
	680pF (681)			L	L	L										
	820pF (821)			L	L	L										
	1,000pF (102)		L	L	L	L										
	1,500pF (152)		L	L												
	2,200pF (222)		L	L												
	2,700pF (272)		L	L												
	3,300pF (332)		L	L												
	4,700pF (472)		L	L												
	6,800pF (682)		L													
	0.010µF (103)	L	L	L	L											
	0.015µF (153)	L	L													
	0.022µF (223)	L	L													
	0.027µF (273)	L	L						N							
	0.033µF (333)	L	L						N							
	0.039µF (393)	L	L						N							
	0.047µF (473)	L	L						N							
	0.056µF (563)	L	L						N	N						
	0.068µF (683)	L	L						N	N						
	0.082µF (823)	L	L					N	N	N						
	0.10µF (104)	L	L	L	L		N	N	N	N	N					
	0.15µF (154)						N	N	N	N	N					
	0.22µF (224)	L	L				N	N	N	N	N			X	X	
0.27µF (274)												X	X	X	X	
0.33µF (334)						N	N				X	X	X	X		
0.39µF (394)												X	X	X	X	
0.47µF (474)	L					N	N	E	E	E	X	X	X	X	X	
0.68µF (684)						N	N				X	X	X	X		
0.82µF (824)											X	X	X			
1.0µF (105)	L	L*				N	N	N	N		X	X	X	X	X	
1.5µF (155)											X					
2.2µF (225)	L*					N	N	E*	E		X	X	X	X	X	
3.3µF (335)											X	X				
4.7µF (475)						E*	E*				X	X	X	X		
6.8µF (685)																
10µF (106)						E*	E*				X	X	X	X*		
22µF (226)											X*	X*				

Dielectric		X5R																
Size		0805					1206					1210						
Rated Voltage (VDC)		4	6.3	10	16	25	50	6.3	10	16	25	50	4	6.3	10	16	25	50
Capacitance	1.0µF (105)			D	D	D	I											
	1.5µF (155)		I	I	I	I		J	J					K	K			
	2.2µF (225)		I	I	I	I	I	J	J	P	P			K	K			
	3.3µF (335)		I	I	I	I		P	P	P	P							
	4.7µF (475)		I	I	I	I	I	P	P	P	P	P			K	K	K	
	6.8µF (685)							P	P									
	10µF (106)		I	I	I	I	I	P	P	P	P	P		K	K	K	K	M
	22µF (226)		I*	I*	I*			P	P	P	P			M	M	M	M	
	47µF (476)		I*	I*				P	P					M	M	M		
	100µF (107)	I*						P*						M*	M*			
220µF (227)												M*						

- The letter in cell is expressed the symbol of product thickness.
- The letter in cell with "\*" mark is expressed product not in 10% (code "K") tolerance.

**7-5. X6S Dielectric 0201, 0402, 0603, 0805, 1206, 1210 Sizes**

Dielectric		X6S																																						
Size		0201					0402					0603					0805					1206					1210													
Rated Voltage (VDC)		4	6.3	6.3	10	16	25	4	6.3	10	16	25	4	6.3	10	16	25	50	4	6.3	10	16	25	50	6.3	10	16	25	50	6.3	10	16	25	50						
Capacitance	0.10µF (104)	L	L																																					
	0.15µF (154)																																							
	0.22µF (224)		L																																					
	0.33µF (334)																																							
	0.47µF (474)			N																																				
	0.68µF (684)																																							
	1.0µF (105)	L*		N	E	E	E																																	
	1.5µF (155)																																							
	2.2µF (225)			N	E	E						X																												
	3.3µF (335)																																							
	4.7µF (475)									X		X	X									I	I																	
	6.8µF (685)																																							
	10µF (106)								X*	X*	X*					I	I	I	I	I																				
	22µF (226)								X*	X*												I*	I*	I*																M
	47µF (476)																																							
100µF (107)																																								M*

- 1. The letter in cell is expressed the symbol of product thickness.
- 2. The letter in cell with "\*" mark is expressed product not in 10% (code "K") tolerance.

**8. PACKAGING STYLE AND QUANTITY**

Size	Thickness (mm)/Symbol		Paper tape		Plastic tape	
			7" reel	13" reel	7" reel	13" reel
0201 (0603)	0.30±0.03	L	15,000	70,000	-	-
	0.30±0.05	L	15,000	-	-	-
	0.30±0.09	L	15,000	-	-	-
0402 (1005)	0.50±0.05	N	10,000	50,000	-	-
	0.50+0.02/-0.05	Q	10,000	50,000	-	-
	0.50±0.20	E	10,000	-	-	-
0603 (1608)	0.50±0.10	H	4,000	-	-	-
	0.80±0.07	S	4,000	15,000	-	-
	0.80+0.15/-0.10	X	4,000	15,000	-	-
0805 (2012)	0.50±0.10	H	4,000	15,000	-	-
	0.60±0.10	A	4,000	15,000	-	-
	0.80±0.10	B	4,000	15,000	-	-
	0.85±0.10	T	4,000	15,000	-	-
	1.25±0.10	D	-	-	3,000	10,000
	1.25±0.20	I	-	-	3,000	10,000
1206 (3216)	0.80±0.10	B	4,000	15,000	-	-
	0.85±0.10	T	4,000	15,000	-	-
	0.95±0.10	C	-	-	3,000	10,000
	1.15±0.15	J	-	-	3,000	10,000
	1.25±0.10	D	-	-	3,000	10,000
	1.60±0.20	G	-	-	2,000	10,000
1210 (3225)	1.60+0.30/-0.10	P	-	-	2,000	9,000
	0.85±0.10	T	-	-	3,000	10,000
	0.95±0.10	C	-	-	3,000	10,000
	1.25±0.10	D	-	-	3,000	10,000
	1.60±0.20	G	-	-	2,000	-
	2.00±0.20	K	-	-	1,000	6,000
1808 (4520)	2.50±0.30	M	-	-	1,000	6,000
	1.25±0.10	D	-	-	2,000	10,000
	1.10±0.15	F	-	-	2,000	10,000
	1.60±0.20	G	-	-	2,000	8,000
1812 (4532)	2.00±0.20	K	-	-	1,000	6,000
	1.25±0.10	D	-	-	1,000	5,000
	1.60±0.20	G	-	-	1,000	-
	2.00±0.20	K	-	-	1,000	-
	2.50±0.30	M	-	-	500	3,000
2.80±0.30	U	-	-	500	-	

Unit: pieces

### 9. RELIABILITY TEST CONDITIONS AND REQUIREMENTS

No.	Item	Test Condition	Requirements																																																				
1.	Visual and Mechanical	---	* No remarkable defect. * Dimensions to conform to individual specification sheet.																																																				
2.	Capacitance	Class I: (NP0)	* Shall not exceed the limits given in the detailed spec.																																																				
3.	Q/ D.F. (Dissipation Factor)	$\leq 1000\text{pF}$ , $1.0\pm 0.2V_{rms}$ · $1\text{MHz}\pm 10\%$ $> 1000\text{pF}$ , $1.0\pm 0.2V_{rms}$ · $1\text{KHz}\pm 10\%$ Class II: (X7R, X7E, X6S, X5R, Y5V) $C \leq 10\mu\text{F}$ , $1.0\pm 0.2V_{rms}$ · $1\text{KHz}\pm 10\%$ ** $C > 10\mu\text{F}$ , $0.5\pm 0.2V_{rms}$ · $120\text{Hz}\pm 20\%$	NP0: $\text{Cap} \geq 30\text{pF}$ , $Q \geq 1000$ ; $\text{Cap} < 30\text{pF}$ , $Q \geq 400+20C$ X7R, X5R, X6S:																																																				
		** Test condition: $0.5\pm 0.2V_{rms}$ · $1\text{KHz}\pm 10\%$ X7R: 0805=106(6.3V&10V) X5R: 01R5 $\geq 103$ , 0201 $\geq 224$ (6.3V, 10V), 0402 $\geq 475$ (6.3V), 0402 $\geq 225$ (10V), 0603=106 (6.3V, 10V), TT18X $\geq 475$ (10V) , TT15X series X6S: 0201 $\geq 104$ (6.3V), 0402 $\geq 225$ (6.3V), 0603 $\geq 106$ (6.3V),	<table border="1"> <thead> <tr> <th>Rated vol.</th> <th>D.F. <math>\leq</math></th> <th colspan="2">Exception of D.F. <math>\leq</math></th> </tr> </thead> <tbody> <tr> <td rowspan="2"><math>\geq 100V</math></td> <td rowspan="2"><math>\leq 2.5\%</math></td> <td><math>\leq 3\%</math></td> <td>1206 <math>\geq 0.47\mu\text{F}</math></td> </tr> <tr> <td><math>\leq 5\%</math></td> <td>0805 <math>&gt; 0.1\mu\text{F}</math>, 0603 <math>\geq 0.068\mu\text{F}</math>, 1206 <math>&gt; 1\mu\text{F}</math>; TT series</td> </tr> <tr> <td rowspan="3">50V</td> <td rowspan="3"><math>\leq 2.5\%</math></td> <td><math>\leq 3\%</math></td> <td>0201(50V); 0603 <math>\geq 0.047\mu\text{F}</math>; 0805 <math>\geq 0.18\mu\text{F}</math>; 1206 <math>\geq 0.47\mu\text{F}</math></td> </tr> <tr> <td><math>\leq 5\%</math></td> <td>1210 <math>\geq 4.7\mu\text{F}</math></td> </tr> <tr> <td><math>\leq 10\%</math></td> <td>0402 <math>\geq 0.1\mu\text{F}</math>; 0603 <math>&gt; 0.1\mu\text{F}</math>; 0805 <math>\geq 1\mu\text{F}</math>; 1206 <math>\geq 2.2\mu\text{F}</math>; 1210 <math>\geq 10\mu\text{F}</math>; TT series</td> </tr> <tr> <td>35V</td> <td><math>\leq 3.5\%</math></td> <td><math>\leq 10\%</math></td> <td>0603 <math>\geq 1\mu\text{F}</math>; 0805 <math>\geq 2.2\mu\text{F}</math>; 1210 <math>\geq 10\mu\text{F}</math></td> </tr> <tr> <td rowspan="3">25V</td> <td rowspan="3"><math>\leq 3.5\%</math></td> <td><math>\leq 5\%</math></td> <td>0201 <math>\geq 0.01\mu\text{F}</math>; 0805 <math>\geq 1\mu\text{F}</math>; 1210 <math>\geq 10\mu\text{F}</math></td> </tr> <tr> <td><math>\leq 7\%</math></td> <td>0603 <math>\geq 0.33\mu\text{F}</math>; 1206 <math>\geq 4.7\mu\text{F}</math></td> </tr> <tr> <td><math>\leq 10\%</math></td> <td>0402 <math>\geq 0.10\mu\text{F}</math>; 0603 <math>\geq 0.47\mu\text{F}</math>; 0805 <math>\geq 2.2\mu\text{F}</math>; 1206 <math>\geq 6.8\mu\text{F}</math>; 1210 <math>\geq 22\mu\text{F}</math>; TT series</td> </tr> <tr> <td rowspan="2">16V</td> <td rowspan="2"><math>\leq 3.5\%</math></td> <td><math>\leq 5\%</math></td> <td>0201 <math>\geq 0.01\mu\text{F}</math>; 0402 <math>\geq 0.033\mu\text{F}</math>; 0603 <math>\geq 0.15\mu\text{F}</math>; 0805 <math>\geq 0.68\mu\text{F}</math>; 1206 <math>\geq 2.2\mu\text{F}</math>; 1210 <math>\geq 4.7\mu\text{F}</math></td> </tr> <tr> <td><math>\leq 10\%</math></td> <td>0201 <math>\geq 0.1\mu\text{F}</math>; 0402 <math>\geq 0.22\mu\text{F}</math>; 0603 <math>\geq 0.68\mu\text{F}</math>; 0805 <math>\geq 2.2\mu\text{F}</math>; 1206 <math>\geq 4.7\mu\text{F}</math>; 1210 <math>\geq 22\mu\text{F}</math>; TT series</td> </tr> <tr> <td rowspan="2">10V</td> <td rowspan="2"><math>\leq 5\%</math></td> <td><math>\leq 10\%</math></td> <td>0201 <math>\geq 0.012\mu\text{F}</math>; 0402 <math>\geq 0.33\mu\text{F}</math>(0402/X7R <math>\geq 0.22\mu\text{F}</math>); TT series</td> </tr> <tr> <td><math>\leq 15\%</math></td> <td>0603 <math>\geq 0.33\mu\text{F}</math>; 0805 <math>\geq 2.2\mu\text{F}</math>; 1206 <math>\geq 2.2\mu\text{F}</math>; 1210 <math>\geq 22\mu\text{F}</math></td> </tr> <tr> <td rowspan="2">6.3V</td> <td rowspan="2"><math>\leq 10\%</math></td> <td><math>\leq 15\%</math></td> <td>0201 <math>\geq 0.1\mu\text{F}</math>; 0402 <math>\geq 1\mu\text{F}</math>; 0603 <math>\geq 10\mu\text{F}</math>; 0805 <math>\geq 4.7\mu\text{F}</math>; 1206 <math>\geq 47\mu\text{F}</math>; 1210 <math>\geq 100\mu\text{F}</math>; TT series</td> </tr> <tr> <td><math>\leq 20\%</math></td> <td>0402 <math>\geq 2.2\mu\text{F}</math></td> </tr> <tr> <td>4V</td> <td><math>\leq 15\%</math></td> <td>---</td> <td>---</td> </tr> </tbody> </table>	Rated vol.	D.F. $\leq$	Exception of D.F. $\leq$		$\geq 100V$	$\leq 2.5\%$	$\leq 3\%$	1206 $\geq 0.47\mu\text{F}$	$\leq 5\%$	0805 $> 0.1\mu\text{F}$ , 0603 $\geq 0.068\mu\text{F}$ , 1206 $> 1\mu\text{F}$ ; TT series	50V	$\leq 2.5\%$	$\leq 3\%$	0201(50V); 0603 $\geq 0.047\mu\text{F}$ ; 0805 $\geq 0.18\mu\text{F}$ ; 1206 $\geq 0.47\mu\text{F}$	$\leq 5\%$	1210 $\geq 4.7\mu\text{F}$	$\leq 10\%$	0402 $\geq 0.1\mu\text{F}$ ; 0603 $> 0.1\mu\text{F}$ ; 0805 $\geq 1\mu\text{F}$ ; 1206 $\geq 2.2\mu\text{F}$ ; 1210 $\geq 10\mu\text{F}$ ; TT series	35V	$\leq 3.5\%$	$\leq 10\%$	0603 $\geq 1\mu\text{F}$ ; 0805 $\geq 2.2\mu\text{F}$ ; 1210 $\geq 10\mu\text{F}$	25V	$\leq 3.5\%$	$\leq 5\%$	0201 $\geq 0.01\mu\text{F}$ ; 0805 $\geq 1\mu\text{F}$ ; 1210 $\geq 10\mu\text{F}$	$\leq 7\%$	0603 $\geq 0.33\mu\text{F}$ ; 1206 $\geq 4.7\mu\text{F}$	$\leq 10\%$	0402 $\geq 0.10\mu\text{F}$ ; 0603 $\geq 0.47\mu\text{F}$ ; 0805 $\geq 2.2\mu\text{F}$ ; 1206 $\geq 6.8\mu\text{F}$ ; 1210 $\geq 22\mu\text{F}$ ; TT series	16V	$\leq 3.5\%$	$\leq 5\%$	0201 $\geq 0.01\mu\text{F}$ ; 0402 $\geq 0.033\mu\text{F}$ ; 0603 $\geq 0.15\mu\text{F}$ ; 0805 $\geq 0.68\mu\text{F}$ ; 1206 $\geq 2.2\mu\text{F}$ ; 1210 $\geq 4.7\mu\text{F}$	$\leq 10\%$	0201 $\geq 0.1\mu\text{F}$ ; 0402 $\geq 0.22\mu\text{F}$ ; 0603 $\geq 0.68\mu\text{F}$ ; 0805 $\geq 2.2\mu\text{F}$ ; 1206 $\geq 4.7\mu\text{F}$ ; 1210 $\geq 22\mu\text{F}$ ; TT series	10V	$\leq 5\%$	$\leq 10\%$	0201 $\geq 0.012\mu\text{F}$ ; 0402 $\geq 0.33\mu\text{F}$ (0402/X7R $\geq 0.22\mu\text{F}$ ); TT series	$\leq 15\%$	0603 $\geq 0.33\mu\text{F}$ ; 0805 $\geq 2.2\mu\text{F}$ ; 1206 $\geq 2.2\mu\text{F}$ ; 1210 $\geq 22\mu\text{F}$	6.3V	$\leq 10\%$	$\leq 15\%$	0201 $\geq 0.1\mu\text{F}$ ; 0402 $\geq 1\mu\text{F}$ ; 0603 $\geq 10\mu\text{F}$ ; 0805 $\geq 4.7\mu\text{F}$ ; 1206 $\geq 47\mu\text{F}$ ; 1210 $\geq 100\mu\text{F}$ ; TT series	$\leq 20\%$	0402 $\geq 2.2\mu\text{F}$	4V	$\leq 15\%$	---	---
		Rated vol.	D.F. $\leq$	Exception of D.F. $\leq$																																																			
		$\geq 100V$	$\leq 2.5\%$	$\leq 3\%$	1206 $\geq 0.47\mu\text{F}$																																																		
				$\leq 5\%$	0805 $> 0.1\mu\text{F}$ , 0603 $\geq 0.068\mu\text{F}$ , 1206 $> 1\mu\text{F}$ ; TT series																																																		
		50V	$\leq 2.5\%$	$\leq 3\%$	0201(50V); 0603 $\geq 0.047\mu\text{F}$ ; 0805 $\geq 0.18\mu\text{F}$ ; 1206 $\geq 0.47\mu\text{F}$																																																		
				$\leq 5\%$	1210 $\geq 4.7\mu\text{F}$																																																		
				$\leq 10\%$	0402 $\geq 0.1\mu\text{F}$ ; 0603 $> 0.1\mu\text{F}$ ; 0805 $\geq 1\mu\text{F}$ ; 1206 $\geq 2.2\mu\text{F}$ ; 1210 $\geq 10\mu\text{F}$ ; TT series																																																		
		35V	$\leq 3.5\%$	$\leq 10\%$	0603 $\geq 1\mu\text{F}$ ; 0805 $\geq 2.2\mu\text{F}$ ; 1210 $\geq 10\mu\text{F}$																																																		
		25V	$\leq 3.5\%$	$\leq 5\%$	0201 $\geq 0.01\mu\text{F}$ ; 0805 $\geq 1\mu\text{F}$ ; 1210 $\geq 10\mu\text{F}$																																																		
				$\leq 7\%$	0603 $\geq 0.33\mu\text{F}$ ; 1206 $\geq 4.7\mu\text{F}$																																																		
				$\leq 10\%$	0402 $\geq 0.10\mu\text{F}$ ; 0603 $\geq 0.47\mu\text{F}$ ; 0805 $\geq 2.2\mu\text{F}$ ; 1206 $\geq 6.8\mu\text{F}$ ; 1210 $\geq 22\mu\text{F}$ ; TT series																																																		
		16V	$\leq 3.5\%$	$\leq 5\%$	0201 $\geq 0.01\mu\text{F}$ ; 0402 $\geq 0.033\mu\text{F}$ ; 0603 $\geq 0.15\mu\text{F}$ ; 0805 $\geq 0.68\mu\text{F}$ ; 1206 $\geq 2.2\mu\text{F}$ ; 1210 $\geq 4.7\mu\text{F}$																																																		
				$\leq 10\%$	0201 $\geq 0.1\mu\text{F}$ ; 0402 $\geq 0.22\mu\text{F}$ ; 0603 $\geq 0.68\mu\text{F}$ ; 0805 $\geq 2.2\mu\text{F}$ ; 1206 $\geq 4.7\mu\text{F}$ ; 1210 $\geq 22\mu\text{F}$ ; TT series																																																		
		10V	$\leq 5\%$	$\leq 10\%$	0201 $\geq 0.012\mu\text{F}$ ; 0402 $\geq 0.33\mu\text{F}$ (0402/X7R $\geq 0.22\mu\text{F}$ ); TT series																																																		
				$\leq 15\%$	0603 $\geq 0.33\mu\text{F}$ ; 0805 $\geq 2.2\mu\text{F}$ ; 1206 $\geq 2.2\mu\text{F}$ ; 1210 $\geq 22\mu\text{F}$																																																		
		6.3V	$\leq 10\%$	$\leq 15\%$	0201 $\geq 0.1\mu\text{F}$ ; 0402 $\geq 1\mu\text{F}$ ; 0603 $\geq 10\mu\text{F}$ ; 0805 $\geq 4.7\mu\text{F}$ ; 1206 $\geq 47\mu\text{F}$ ; 1210 $\geq 100\mu\text{F}$ ; TT series																																																		
				$\leq 20\%$	0402 $\geq 2.2\mu\text{F}$																																																		
		4V	$\leq 15\%$	---	---																																																		
		Y5V:																																																					
		<table border="1"> <thead> <tr> <th>Rated vol.</th> <th>D.F. <math>\leq</math></th> <th colspan="2">Exception of D.F. <math>\leq</math></th> </tr> </thead> <tbody> <tr> <td><math>\geq 50V</math></td> <td>5%</td> <td>7%</td> <td>0603 <math>\geq 0.1\mu\text{F}</math>; 0805 <math>\geq 0.47\mu\text{F}</math>; 1206 <math>\geq 4.7\mu\text{F}</math></td> </tr> <tr> <td>35V</td> <td>7%</td> <td>---</td> <td>---</td> </tr> <tr> <td rowspan="2">25V</td> <td rowspan="2">5%</td> <td>7%</td> <td>0402 <math>\geq 0.047\mu\text{F}</math>; 0603 <math>\geq 0.1\mu\text{F}</math>; 0805 <math>\geq 0.33\mu\text{F}</math>; 1206 <math>\geq 1\mu\text{F}</math>; 1210 <math>\geq 4.7\mu\text{F}</math></td> </tr> <tr> <td>9%</td> <td>0402 <math>\geq 0.068\mu\text{F}</math>; 0603 <math>\geq 0.47\mu\text{F}</math>; 1206 <math>\geq 4.7\mu\text{F}</math>; 1210 <math>\geq 22\mu\text{F}</math></td> </tr> <tr> <td>16V (C &lt; 1.0<math>\mu\text{F}</math>)</td> <td>7%</td> <td>9%</td> <td>0402 <math>\geq 0.068\mu\text{F}</math>; 0603 <math>\geq 0.68\mu\text{F}</math></td> </tr> <tr> <td rowspan="2">16V (C <math>\geq 1.0\mu\text{F}</math>)</td> <td rowspan="2">9%</td> <td>12.5%</td> <td>0402 <math>\geq 0.22\mu\text{F}</math></td> </tr> <tr> <td>12.5%</td> <td>0603 <math>\geq 2.2\mu\text{F}</math>; 0805 <math>\geq 3.3\mu\text{F}</math>; 1206 <math>\geq 10\mu\text{F}</math>; 1210 <math>\geq 22\mu\text{F}</math>; 1812 <math>\geq 47\mu\text{F}</math></td> </tr> <tr> <td>10V</td> <td>12.5%</td> <td>20%</td> <td>0402 <math>\geq 0.47\mu\text{F}</math></td> </tr> <tr> <td>6.3V</td> <td>20%</td> <td>---</td> <td>---</td> </tr> </tbody> </table>			Rated vol.	D.F. $\leq$	Exception of D.F. $\leq$		$\geq 50V$	5%	7%	0603 $\geq 0.1\mu\text{F}$ ; 0805 $\geq 0.47\mu\text{F}$ ; 1206 $\geq 4.7\mu\text{F}$	35V	7%	---	---	25V	5%	7%	0402 $\geq 0.047\mu\text{F}$ ; 0603 $\geq 0.1\mu\text{F}$ ; 0805 $\geq 0.33\mu\text{F}$ ; 1206 $\geq 1\mu\text{F}$ ; 1210 $\geq 4.7\mu\text{F}$	9%	0402 $\geq 0.068\mu\text{F}$ ; 0603 $\geq 0.47\mu\text{F}$ ; 1206 $\geq 4.7\mu\text{F}$ ; 1210 $\geq 22\mu\text{F}$	16V (C < 1.0 $\mu\text{F}$ )	7%	9%	0402 $\geq 0.068\mu\text{F}$ ; 0603 $\geq 0.68\mu\text{F}$	16V (C $\geq 1.0\mu\text{F}$ )	9%	12.5%	0402 $\geq 0.22\mu\text{F}$	12.5%	0603 $\geq 2.2\mu\text{F}$ ; 0805 $\geq 3.3\mu\text{F}$ ; 1206 $\geq 10\mu\text{F}$ ; 1210 $\geq 22\mu\text{F}$ ; 1812 $\geq 47\mu\text{F}$	10V	12.5%	20%	0402 $\geq 0.47\mu\text{F}$	6.3V	20%	---	---															
		Rated vol.	D.F. $\leq$	Exception of D.F. $\leq$																																																			
		$\geq 50V$	5%	7%	0603 $\geq 0.1\mu\text{F}$ ; 0805 $\geq 0.47\mu\text{F}$ ; 1206 $\geq 4.7\mu\text{F}$																																																		
35V	7%	---	---																																																				
25V	5%	7%	0402 $\geq 0.047\mu\text{F}$ ; 0603 $\geq 0.1\mu\text{F}$ ; 0805 $\geq 0.33\mu\text{F}$ ; 1206 $\geq 1\mu\text{F}$ ; 1210 $\geq 4.7\mu\text{F}$																																																				
		9%	0402 $\geq 0.068\mu\text{F}$ ; 0603 $\geq 0.47\mu\text{F}$ ; 1206 $\geq 4.7\mu\text{F}$ ; 1210 $\geq 22\mu\text{F}$																																																				
16V (C < 1.0 $\mu\text{F}$ )	7%	9%	0402 $\geq 0.068\mu\text{F}$ ; 0603 $\geq 0.68\mu\text{F}$																																																				
16V (C $\geq 1.0\mu\text{F}$ )	9%	12.5%	0402 $\geq 0.22\mu\text{F}$																																																				
		12.5%	0603 $\geq 2.2\mu\text{F}$ ; 0805 $\geq 3.3\mu\text{F}$ ; 1206 $\geq 10\mu\text{F}$ ; 1210 $\geq 22\mu\text{F}$ ; 1812 $\geq 47\mu\text{F}$																																																				
10V	12.5%	20%	0402 $\geq 0.47\mu\text{F}$																																																				
6.3V	20%	---	---																																																				
4.	Dielectric Strength	* To apply voltage ( $\leq 100V$ ) 250%. * Duration: 1 to 5 sec. * Charge and discharge current less than 50mA.	* No evidence of damage or flash over during test.																																																				
5.	Insulation Resistance	To apply rated voltage for max. 120 sec.	10G $\Omega$ or $R_{xC} \geq 500\Omega \cdot F$ whichever is smaller. Class II (X7R, X5R, X6S, Y5V)																																																				
			<table border="1"> <thead> <tr> <th>Rated voltage</th> <th>Insulation Resistance</th> </tr> </thead> <tbody> <tr> <td>100V: X7R</td> <td rowspan="6">10G<math>\Omega</math> or <math>R_{xC} \geq 100 \Omega \cdot F</math> whichever is smaller.</td> </tr> <tr> <td>50V: 0603 <math>\geq 1\mu\text{F}</math>; 0805 <math>\geq 1\mu\text{F}</math>; 1206 <math>\geq 4.7\mu\text{F}</math>; 1210 <math>\geq 4.7\mu\text{F}</math></td> </tr> <tr> <td>35V: 0805 <math>\geq 2.2\mu\text{F}</math>; 1210 <math>\geq 10\mu\text{F}</math></td> </tr> <tr> <td>25V: 0402 <math>\geq 1\mu\text{F}</math>; 0603 <math>\geq 2.2\mu\text{F}</math>; 0805 <math>\geq 2.2\mu\text{F}</math>; 1206 <math>\geq 10\mu\text{F}</math>; 1210 <math>\geq 10\mu\text{F}</math></td> </tr> <tr> <td>16V: 0402 <math>\geq 0.22\mu\text{F}</math>; 0603 <math>\geq 1\mu\text{F}</math>; 0805 <math>\geq 2.2\mu\text{F}</math>; 1206 <math>\geq 10\mu\text{F}</math>; 1210 <math>\geq 47\mu\text{F}</math></td> </tr> <tr> <td>10V: 0201 <math>\geq 47\text{nF}</math>; 0402 <math>\geq 0.47\mu\text{F}</math>; 0603 <math>\geq 0.47\mu\text{F}</math>; 0805 <math>\geq 2.2\mu\text{F}</math>; 1206 <math>\geq 4.7\mu\text{F}</math>; 1210 <math>\geq 47\mu\text{F}</math></td> </tr> <tr> <td>6.3V ; 4V</td> <td rowspan="7">RxC <math>\geq 50 \Omega \cdot F</math>.</td> </tr> <tr> <td>Rated voltage</td> <td>Insulation Resistance</td> </tr> <tr> <td>All X6S items</td> <td rowspan="7">RxC <math>\geq 50 \Omega \cdot F</math>.</td> </tr> <tr> <td>50V: 0402 <math>\geq 0.1\mu\text{F}</math>; 0603 <math>\geq 2.2\mu\text{F}</math>; 0805 <math>\geq 10\mu\text{F}</math>; 1206 <math>\geq 10\mu\text{F}</math></td> </tr> <tr> <td>35V: 0603 <math>\geq 1\mu\text{F}</math>;</td> </tr> <tr> <td>25V: 0201 <math>\geq 0.1\mu\text{F}</math>; 0402 <math>\geq 0.22\mu\text{F}</math>; 0603 <math>\geq 10\mu\text{F}</math>; 1206 <math>\geq 22\mu\text{F}</math></td> </tr> <tr> <td>16V: 0603 <math>\geq 10\mu\text{F}</math></td> </tr> <tr> <td>10V: 0201 <math>&gt; 0.1\mu\text{F}</math>; 0603 <math>\geq 10\mu\text{F}</math>; 0805 <math>\geq 47\mu\text{F}</math></td> </tr> <tr> <td>6.3V: 0201 <math>\geq 0.1\mu\text{F}</math>; 1206 <math>\geq 10\mu\text{F}</math></td> </tr> <tr> <td>4V: 0603 <math>\geq 22\mu\text{F}</math>; 0805 <math>\geq 47\mu\text{F}</math></td> <td></td> </tr> </tbody> </table>	Rated voltage	Insulation Resistance	100V: X7R	10G $\Omega$ or $R_{xC} \geq 100 \Omega \cdot F$ whichever is smaller.	50V: 0603 $\geq 1\mu\text{F}$ ; 0805 $\geq 1\mu\text{F}$ ; 1206 $\geq 4.7\mu\text{F}$ ; 1210 $\geq 4.7\mu\text{F}$	35V: 0805 $\geq 2.2\mu\text{F}$ ; 1210 $\geq 10\mu\text{F}$	25V: 0402 $\geq 1\mu\text{F}$ ; 0603 $\geq 2.2\mu\text{F}$ ; 0805 $\geq 2.2\mu\text{F}$ ; 1206 $\geq 10\mu\text{F}$ ; 1210 $\geq 10\mu\text{F}$	16V: 0402 $\geq 0.22\mu\text{F}$ ; 0603 $\geq 1\mu\text{F}$ ; 0805 $\geq 2.2\mu\text{F}$ ; 1206 $\geq 10\mu\text{F}$ ; 1210 $\geq 47\mu\text{F}$	10V: 0201 $\geq 47\text{nF}$ ; 0402 $\geq 0.47\mu\text{F}$ ; 0603 $\geq 0.47\mu\text{F}$ ; 0805 $\geq 2.2\mu\text{F}$ ; 1206 $\geq 4.7\mu\text{F}$ ; 1210 $\geq 47\mu\text{F}$	6.3V ; 4V	RxC $\geq 50 \Omega \cdot F$ .	Rated voltage	Insulation Resistance	All X6S items	RxC $\geq 50 \Omega \cdot F$ .	50V: 0402 $\geq 0.1\mu\text{F}$ ; 0603 $\geq 2.2\mu\text{F}$ ; 0805 $\geq 10\mu\text{F}$ ; 1206 $\geq 10\mu\text{F}$	35V: 0603 $\geq 1\mu\text{F}$ ;	25V: 0201 $\geq 0.1\mu\text{F}$ ; 0402 $\geq 0.22\mu\text{F}$ ; 0603 $\geq 10\mu\text{F}$ ; 1206 $\geq 22\mu\text{F}$	16V: 0603 $\geq 10\mu\text{F}$	10V: 0201 $> 0.1\mu\text{F}$ ; 0603 $\geq 10\mu\text{F}$ ; 0805 $\geq 47\mu\text{F}$	6.3V: 0201 $\geq 0.1\mu\text{F}$ ; 1206 $\geq 10\mu\text{F}$	4V: 0603 $\geq 22\mu\text{F}$ ; 0805 $\geq 47\mu\text{F}$																														
Rated voltage	Insulation Resistance																																																						
100V: X7R	10G $\Omega$ or $R_{xC} \geq 100 \Omega \cdot F$ whichever is smaller.																																																						
50V: 0603 $\geq 1\mu\text{F}$ ; 0805 $\geq 1\mu\text{F}$ ; 1206 $\geq 4.7\mu\text{F}$ ; 1210 $\geq 4.7\mu\text{F}$																																																							
35V: 0805 $\geq 2.2\mu\text{F}$ ; 1210 $\geq 10\mu\text{F}$																																																							
25V: 0402 $\geq 1\mu\text{F}$ ; 0603 $\geq 2.2\mu\text{F}$ ; 0805 $\geq 2.2\mu\text{F}$ ; 1206 $\geq 10\mu\text{F}$ ; 1210 $\geq 10\mu\text{F}$																																																							
16V: 0402 $\geq 0.22\mu\text{F}$ ; 0603 $\geq 1\mu\text{F}$ ; 0805 $\geq 2.2\mu\text{F}$ ; 1206 $\geq 10\mu\text{F}$ ; 1210 $\geq 47\mu\text{F}$																																																							
10V: 0201 $\geq 47\text{nF}$ ; 0402 $\geq 0.47\mu\text{F}$ ; 0603 $\geq 0.47\mu\text{F}$ ; 0805 $\geq 2.2\mu\text{F}$ ; 1206 $\geq 4.7\mu\text{F}$ ; 1210 $\geq 47\mu\text{F}$																																																							
6.3V ; 4V	RxC $\geq 50 \Omega \cdot F$ .																																																						
Rated voltage		Insulation Resistance																																																					
All X6S items		RxC $\geq 50 \Omega \cdot F$ .																																																					
50V: 0402 $\geq 0.1\mu\text{F}$ ; 0603 $\geq 2.2\mu\text{F}$ ; 0805 $\geq 10\mu\text{F}$ ; 1206 $\geq 10\mu\text{F}$																																																							
35V: 0603 $\geq 1\mu\text{F}$ ;																																																							
25V: 0201 $\geq 0.1\mu\text{F}$ ; 0402 $\geq 0.22\mu\text{F}$ ; 0603 $\geq 10\mu\text{F}$ ; 1206 $\geq 22\mu\text{F}$																																																							
16V: 0603 $\geq 10\mu\text{F}$																																																							
10V: 0201 $> 0.1\mu\text{F}$ ; 0603 $\geq 10\mu\text{F}$ ; 0805 $\geq 47\mu\text{F}$																																																							
6.3V: 0201 $\geq 0.1\mu\text{F}$ ; 1206 $\geq 10\mu\text{F}$																																																							
4V: 0603 $\geq 22\mu\text{F}$ ; 0805 $\geq 47\mu\text{F}$																																																							

No.	Item	Test Condition	Requirements																								
6.	Temperature Coefficient	With no electrical load. <table border="1"> <thead> <tr> <th>T.C.</th> <th>Operating Temp</th> </tr> </thead> <tbody> <tr> <td>NPO</td> <td>-55~125°C at 25°C</td> </tr> <tr> <td>X7R</td> <td>-55~125°C at 25°C</td> </tr> <tr> <td>X5R</td> <td>-55~ 85°C at 25°C</td> </tr> <tr> <td>X6S</td> <td>-55~105°C at 25°C</td> </tr> <tr> <td>Y5V</td> <td>-25~ 85°C at 20°C</td> </tr> </tbody> </table>	T.C.	Operating Temp	NPO	-55~125°C at 25°C	X7R	-55~125°C at 25°C	X5R	-55~ 85°C at 25°C	X6S	-55~105°C at 25°C	Y5V	-25~ 85°C at 20°C	<table border="1"> <thead> <tr> <th>T.C.</th> <th>Capacitance Change</th> </tr> </thead> <tbody> <tr> <td>NPO</td> <td>Within ±30ppm/°C</td> </tr> <tr> <td>X7R</td> <td>Within ±15%</td> </tr> <tr> <td>X5R</td> <td>Within ±15%</td> </tr> <tr> <td>X6S</td> <td>Within ±22%</td> </tr> <tr> <td>Y5V</td> <td>Within +30%/-80%</td> </tr> </tbody> </table>	T.C.	Capacitance Change	NPO	Within ±30ppm/°C	X7R	Within ±15%	X5R	Within ±15%	X6S	Within ±22%	Y5V	Within +30%/-80%
T.C.	Operating Temp																										
NPO	-55~125°C at 25°C																										
X7R	-55~125°C at 25°C																										
X5R	-55~ 85°C at 25°C																										
X6S	-55~105°C at 25°C																										
Y5V	-25~ 85°C at 20°C																										
T.C.	Capacitance Change																										
NPO	Within ±30ppm/°C																										
X7R	Within ±15%																										
X5R	Within ±15%																										
X6S	Within ±22%																										
Y5V	Within +30%/-80%																										
7.	Adhesive Strength of Termination	* Pressurizing force : 1N (0201) and 5N (≤0603) and 10N (>0603) * Test time: 10±1 sec.	* No remarkable damage or removal of the terminations.																								
8.	Vibration Resistance	* Vibration frequency: 10~55 Hz/min. * Total amplitude: 1.5mm * Test time: 6 hrs. (Two hrs each in three mutually perpendicular directions.) * Measurement to be made after keeping at room temp. for 24±2 hrs.	* No remarkable damage. * Cap change and Q/D.F.: To meet initial spec.																								
9.	Solderability	* Solder temperature: 235±5°C * Dipping time: 2±0.5 sec.	95% min. coverage of all metalized area.																								
10.	Bending Test	* The middle part of substrate shall be pressurized by means of the pressurizing rod at a rate of about 1 mm per second until the deflection becomes 1 mm and then the pressure shall be maintained for 5±1 sec. * Measurement to be made after keeping at room temp. for 24±2 hrs.	* No remarkable damage. * Cap change : NPO: within ±5% or 0.5pF whichever is larger X7R, X5R, X6S: within ±12.5% Y5V: within ±30% (This capacitance change means the change of capacitance under specified flexure of substrate from the capacitance measured before the test.)																								
11.	Resistance to Soldering Heat	* Solder temperature: 260±5°C * Dipping time: 10±1 sec * Preheating: 120 to 150°C for 1 minute before immerse the capacitor in a eutectic solder. * Before initial measurement (Class II only): Perform 150+0/-10°C for 1 hr and then set for 24±2 hrs at room temp. * Measurement to be made after keeping at room temp. for 24±2 hrs.	* No remarkable damage. * Cap change: NPO: within ±2.5% or 0.25pF whichever is larger X7R, X5R, X6S: within ±7.5% Y5V: within ±20% * Q/D.F., I.R. and dielectric strength: To meet initial requirements. * 25% max. leaching on each edge.																								
12.	Temperature Cycle	* Conduct the five cycles according to the temperatures and time. <table border="1"> <thead> <tr> <th>Step</th> <th>Temp. (°C)</th> <th>Time (min.)</th> </tr> </thead> <tbody> <tr> <td>1</td> <td>Min. operating temp. +0/-3</td> <td>30±3</td> </tr> <tr> <td>2</td> <td>Room temp.</td> <td>2~3</td> </tr> <tr> <td>3</td> <td>Max. operating temp. +3/-0</td> <td>30±3</td> </tr> <tr> <td>4</td> <td>Room temp.</td> <td>2~3</td> </tr> </tbody> </table> * Before initial measurement (Class II only): Perform 150+0/-10°C for 1 hr and then set for 24±2 hrs at room temp. * Measurement to be made after keeping at room temp. for 24±2 hrs.	Step	Temp. (°C)	Time (min.)	1	Min. operating temp. +0/-3	30±3	2	Room temp.	2~3	3	Max. operating temp. +3/-0	30±3	4	Room temp.	2~3	* No remarkable damage. * Cap change : NPO: within ±2.5% or 0.25pF whichever is larger X7R, X5R, X6S: within ±7.5% Y5V: within ±20% * Q/D.F., I.R. and dielectric strength: To meet initial requirements.									
Step	Temp. (°C)	Time (min.)																									
1	Min. operating temp. +0/-3	30±3																									
2	Room temp.	2~3																									
3	Max. operating temp. +3/-0	30±3																									
4	Room temp.	2~3																									

No.	Item	Test Condition	Requirements
13.	Humidity (Damp Heat) Steady State	* Test temp.: 40±2°C	* No remarkable damage.
		* Humidity: 90~95% RH	* Cap change:
		* Test time: 500+24/-0hrs.	NP0: within ±5% or 0.5pF whichever is larger
		*Before initial measurement (Class II only): Perform 150+0/-10°C for 1 hr and then set for 24±2 hrs at room temp.	X7R, X5R, X6S: ≥10V**, within ±12.5%; ≤6.3V within ±25%; TT series & C ≥ 1uF, within ±25%
		* Measurement to be made after keeping at room temp. for 24±2 hrs.	**10V: 0603 ≥ 4.7μF; 0402 ≥ 1μF; 0201 ≥ 0.1μF, within ±25%; Y5V: ≥10V, within ±30%; ≤6.3V, within +30/-40%
			* Q/D.F. value:
			NP0: More than 30pF Q ≥ 350, 10pF ≤ C ≤ 30pF, Q ≥ 275+2.5C Less than 10pF Q ≥ 200+10C
			X7R, X5R, X6S:
			Rated vol. D.F. ≤ Exception of D.F. ≤
			≥ 100V ≤ 3% ≤ 6% 1206 ≥ 0.47μF
			≤ 7.5% 0805 > 0.1μF, 0603 ≥ 0.068μF, 1206 > 1μF; TT series
			≥ 50V ≤ 3% ≤ 6% 0201(50V); 0603 ≥ 0.047μF; 0805 ≥ 0.18μF; 1206 ≥ 0.47μF
			≤ 10% 1210 ≥ 4.7μF
			≤ 20% 0402 ≥ 0.1μF; 0603 > 0.1μF; 0805 ≥ 1μF; 1206 ≥ 2.2μF; 1210 ≥ 10μF; TT series
			35V ≤ 5% ≤ 20% 0603 ≥ 1μF; 0805 ≥ 2.2μF; 1210 ≥ 10μF
	≤ 10% 0201 ≥ 0.01μF; 0805 ≥ 1μF; 1210 ≥ 10μF		
	25V ≤ 5% ≤ 14% 0603 ≥ 0.33μF; 1206 ≥ 4.7μF		
	≤ 15% 0402 ≥ 0.10μF; 0603 ≥ 0.47μF; 0805 ≥ 2.2μF; 1206 ≥ 6.8μF; 1210 ≥ 22μF; TT series		
	≤ 20% 0402 ≥ 1μF		
	16V ≤ 5% ≤ 10% 0603 ≥ 0.15μF; 0805 ≥ 0.68μF; 1206 ≥ 2.2μF; 1210 ≥ 4.7μF		
	≤ 15% 0201 ≥ 0.01μF; 0402 ≥ 0.033μF; 0603 ≥ 0.68μF; 0805 ≥ 2.2μF; 1206 ≥ 4.7μF; 1210 ≥ 22μF; TT series		
	10V ≤ 7.5% ≤ 15% 0201 ≥ 0.012μF; 0402 ≥ 0.33μF(0402/X7R ≥ 0.22μF); 0603 ≥ 0.33μF; 0805 ≥ 2.2μF; 1206 ≥ 2.2μF; 1210 ≥ 22μF		
	≤ 20% 0201 ≥ 0.1μF ; 0402 ≥ 1μF; TT series		
	6.3V ≤ 15% ≤ 30% 0201 ≥ 0.1μF; 0402 ≥ 1μF; 0603 ≥ 10μF; 0805 ≥ 4.7μF; 1206 ≥ 47μF; 1210 ≥ 100μF; TT series		
	4V ≤ 20% --- ---		
	Y5V:		
	Rated vol. D.F. ≤ Exception of D.F. ≤		
	≥ 50V 7.5% 10% 0603 ≥ 0.1μF; 0805 ≥ 0.47μF; 1206 ≥ 4.7μF		
	35V 10% --- ---		
	25V 7.5% 10% 0402 ≥ 0.047μF; 0603 ≥ 0.1μF; 0805 ≥ 0.33μF; 1206 ≥ 1μF; 1210 ≥ 4.7μF		
	15% 0402 ≥ 0.068μF; 0603 ≥ 0.47μF; 1206 ≥ 4.7μF; 1210 ≥ 22μF		
	16V (C < 1.0μF) 10% 12.5% 0402 ≥ 0.068μF; 0603 ≥ 0.68μF		
	20% 0402 ≥ 0.22μF		
	16V (C ≥ 1.0μF) 12.5% 20% 0603 ≥ 2.2μF; 0805 ≥ 3.3μF; 1206 ≥ 10μF; 1210 ≥ 22μF; 1812 ≥ 47μF		
	10V 20% 30% 0402 ≥ 0.47μF		
	6.3V 30% --- ---		
	*I.R.: ≥10V, 1GΩ or 50 Ω-F whichever is smaller.		
	Class II (X7R, X5R, X6S, Y5V)		
	Rated voltage	Insulation Resistance	
	100V: X7R	1GΩ or RxC ≥ 10 Ω-F whichever is smaller.	
	50V: 0402 ≥ 0.1μF; 0603 ≥ 1μF; 0805 ≥ 1μF; 1206 ≥ 4.7μF; 1210 ≥ 4.7μF		
	35V: 0603 ≥ 1μF; 0805 ≥ 2.2μF; 1210 ≥ 10μF		
	25V: 0201 ≥ 0.1μF; 0402 ≥ 0.22μF; 0603 ≥ 2.2μF; 0805 ≥ 2.2μF; 1206 ≥ 10μF; 1210 ≥ 10μF		
	16V: 0201 ≥ 0.1μF; 0402 ≥ 0.22μF; 0603 ≥ 1μF; 0805 ≥ 2.2μF; 1206 ≥ 10μF; 1210 ≥ 47μF		
	10V: 0201 ≥ 47nF; 0402 ≥ 0.47μF; 0603 ≥ 0.47μF; 0805 ≥ 2.2μF; 1206 ≥ 4.7μF; 1210 ≥ 47μF		
	6.3V ; 4V ; TT series ; All X6S items		

No	Item	Test Condition	Requirements																																		
14	Humidity (Damp Heat) Load	* Test temp.: 40±2°C * Humidity: 90~95%RH * Test time: 500+24/-0 hrs. * To apply voltage : rated voltage. * Before initial measurement (Class II only): To apply test voltage for 1hr at 40°C and then set for 24±2 hrs at room temp. * Measurement to be made after keeping at room temp. for 24±2 hrs.	* No remarkable damage. Cap change: NP0: ±7.5% or 0.75pF whichever is larger. X7R, X5R, X6S: ≥10V**, within ±12.5%; ≤6.3V within ±25%; TT series & C≥ 1uF, within ±25% **10V: 0603 ≥ 4.7µF; 0402 ≥ 1µF; 0201 ≥ 0.1µF, within ±25%; Y5V: ≥10V, within ±30%; ≤6.3V, within +30/-40% Q/D.F. value: NP0: C≥30pF, Q≥200; C<30pF, Q≥100+10/3C X7R, X5R, X6S:																																		
			<table border="1"> <thead> <tr> <th>Rated vol.</th> <th>D.F. ≤</th> <th>Exception of D.F. ≤</th> </tr> </thead> <tbody> <tr> <td rowspan="2">≥ 100V</td> <td rowspan="2">≤ 3%</td> <td>≤ 6% 1206 ≥ 0.47µF</td> </tr> <tr> <td>≤ 7.5% 0805 &gt; 0.1µF, 0603 ≥ 0.068µF, 1206 &gt; 1µF; TT series</td> </tr> <tr> <td rowspan="3">≥ 50V</td> <td rowspan="3">≤ 3%</td> <td>≤ 6% 0201(50V); 0603 ≥ 0.047µF; 0805 ≥ 0.18µF; 1206 ≥ 0.47µF</td> </tr> <tr> <td>≤ 10% 1210 ≥ 4.7µF</td> </tr> <tr> <td>≤ 20% 0402 ≥ 0.1µF; 0603 &gt; 0.1µF; 0805 ≥ 1µF; 1206 ≥ 2.2µF; 1210 ≥ 10µF; TT series</td> </tr> <tr> <td>35V</td> <td>≤ 5%</td> <td>≤ 20% 0603 ≥ 1µF; 0805 ≥ 2.2µF; 1210 ≥ 10µF</td> </tr> <tr> <td rowspan="3">25V</td> <td rowspan="3">≤ 5%</td> <td>≤ 10% 0201 ≥ 0.01µF; 0805 ≥ 1µF; 1210 ≥ 10µF</td> </tr> <tr> <td>≤ 14% 0603 ≥ 0.33µF; 1206 ≥ 4.7µF</td> </tr> <tr> <td>≤ 15% 0402 ≥ 0.10µF; 0603 ≥ 0.47µF; 0805 ≥ 2.2µF; 1206 ≥ 6.8µF; 1210 ≥ 22µF; TT series</td> </tr> <tr> <td rowspan="2">16V</td> <td rowspan="2">≤ 5%</td> <td>≤ 20% 0402 ≥ 1µF</td> </tr> <tr> <td>≤ 10% 0603 ≥ 0.15µF; 0805 ≥ 0.68µF; 1206 ≥ 2.2µF; 1210 ≥ 4.7µF</td> </tr> <tr> <td rowspan="2">10V</td> <td rowspan="2">≤ 7.5%</td> <td>≤ 15% 0201 ≥ 0.012µF; 0402 ≥ 0.33µF(0402/X7R ≥ 0.22µF); 0603 ≥ 0.33µF; 0805 ≥ 2.2µF; 1206 ≥ 2.2µF; 1210 ≥ 22µF</td> </tr> <tr> <td>≤ 20% 0201 ≥ 0.1µF; 0402 ≥ 1µF; TT series</td> </tr> <tr> <td>6.3V</td> <td>≤ 15%</td> <td>≤ 30% 0201 ≥ 0.1µF; 0402 ≥ 1µF; 0603 ≥ 10µF; 0805 ≥ 4.7µF; 1206 ≥ 47µF; 1210 ≥ 100µF; TT series</td> </tr> <tr> <td>4V</td> <td>≤ 20%</td> <td>---</td> </tr> </tbody> </table>	Rated vol.	D.F. ≤	Exception of D.F. ≤	≥ 100V	≤ 3%	≤ 6% 1206 ≥ 0.47µF	≤ 7.5% 0805 > 0.1µF, 0603 ≥ 0.068µF, 1206 > 1µF; TT series	≥ 50V	≤ 3%	≤ 6% 0201(50V); 0603 ≥ 0.047µF; 0805 ≥ 0.18µF; 1206 ≥ 0.47µF	≤ 10% 1210 ≥ 4.7µF	≤ 20% 0402 ≥ 0.1µF; 0603 > 0.1µF; 0805 ≥ 1µF; 1206 ≥ 2.2µF; 1210 ≥ 10µF; TT series	35V	≤ 5%	≤ 20% 0603 ≥ 1µF; 0805 ≥ 2.2µF; 1210 ≥ 10µF	25V	≤ 5%	≤ 10% 0201 ≥ 0.01µF; 0805 ≥ 1µF; 1210 ≥ 10µF	≤ 14% 0603 ≥ 0.33µF; 1206 ≥ 4.7µF	≤ 15% 0402 ≥ 0.10µF; 0603 ≥ 0.47µF; 0805 ≥ 2.2µF; 1206 ≥ 6.8µF; 1210 ≥ 22µF; TT series	16V	≤ 5%	≤ 20% 0402 ≥ 1µF	≤ 10% 0603 ≥ 0.15µF; 0805 ≥ 0.68µF; 1206 ≥ 2.2µF; 1210 ≥ 4.7µF	10V	≤ 7.5%	≤ 15% 0201 ≥ 0.012µF; 0402 ≥ 0.33µF(0402/X7R ≥ 0.22µF); 0603 ≥ 0.33µF; 0805 ≥ 2.2µF; 1206 ≥ 2.2µF; 1210 ≥ 22µF	≤ 20% 0201 ≥ 0.1µF; 0402 ≥ 1µF; TT series	6.3V	≤ 15%	≤ 30% 0201 ≥ 0.1µF; 0402 ≥ 1µF; 0603 ≥ 10µF; 0805 ≥ 4.7µF; 1206 ≥ 47µF; 1210 ≥ 100µF; TT series	4V	≤ 20%	---
			Rated vol.	D.F. ≤	Exception of D.F. ≤																																
			≥ 100V	≤ 3%	≤ 6% 1206 ≥ 0.47µF																																
					≤ 7.5% 0805 > 0.1µF, 0603 ≥ 0.068µF, 1206 > 1µF; TT series																																
			≥ 50V	≤ 3%	≤ 6% 0201(50V); 0603 ≥ 0.047µF; 0805 ≥ 0.18µF; 1206 ≥ 0.47µF																																
					≤ 10% 1210 ≥ 4.7µF																																
					≤ 20% 0402 ≥ 0.1µF; 0603 > 0.1µF; 0805 ≥ 1µF; 1206 ≥ 2.2µF; 1210 ≥ 10µF; TT series																																
			35V	≤ 5%	≤ 20% 0603 ≥ 1µF; 0805 ≥ 2.2µF; 1210 ≥ 10µF																																
			25V	≤ 5%	≤ 10% 0201 ≥ 0.01µF; 0805 ≥ 1µF; 1210 ≥ 10µF																																
					≤ 14% 0603 ≥ 0.33µF; 1206 ≥ 4.7µF																																
					≤ 15% 0402 ≥ 0.10µF; 0603 ≥ 0.47µF; 0805 ≥ 2.2µF; 1206 ≥ 6.8µF; 1210 ≥ 22µF; TT series																																
			16V	≤ 5%	≤ 20% 0402 ≥ 1µF																																
					≤ 10% 0603 ≥ 0.15µF; 0805 ≥ 0.68µF; 1206 ≥ 2.2µF; 1210 ≥ 4.7µF																																
			10V	≤ 7.5%	≤ 15% 0201 ≥ 0.012µF; 0402 ≥ 0.33µF(0402/X7R ≥ 0.22µF); 0603 ≥ 0.33µF; 0805 ≥ 2.2µF; 1206 ≥ 2.2µF; 1210 ≥ 22µF																																
≤ 20% 0201 ≥ 0.1µF; 0402 ≥ 1µF; TT series																																					
6.3V	≤ 15%	≤ 30% 0201 ≥ 0.1µF; 0402 ≥ 1µF; 0603 ≥ 10µF; 0805 ≥ 4.7µF; 1206 ≥ 47µF; 1210 ≥ 100µF; TT series																																			
4V	≤ 20%	---																																			
Y5V:																																					
<table border="1"> <thead> <tr> <th>Rated vol.</th> <th>D.F. ≤</th> <th>Exception of D.F. ≤</th> </tr> </thead> <tbody> <tr> <td>≥ 50V</td> <td>7.5%</td> <td>10% 0603 ≥ 0.1µF; 0805 ≥ 0.47µF; 1206 ≥ 4.7µF</td> </tr> <tr> <td>35V</td> <td>10%</td> <td>---</td> </tr> <tr> <td rowspan="2">25V</td> <td rowspan="2">7.5%</td> <td>10% 0402 ≥ 0.047µF; 0603 ≥ 0.1µF; 0805 ≥ 0.33µF; 1206 ≥ 1µF; 1210 ≥ 4.7µF</td> </tr> <tr> <td>15% 0402 ≥ 0.068µF; 0603 ≥ 0.47µF; 1206 ≥ 4.7µF; 1210 ≥ 22µF</td> </tr> <tr> <td>16V (C&lt;1.0µF)</td> <td>10%</td> <td>12.5% 0402 ≥ 0.068µF; 0603 ≥ 0.68µF 20% 0402 ≥ 0.22µF</td> </tr> <tr> <td>16V (C ≥ 1.0µF)</td> <td>12.5%</td> <td>20% 0603 ≥ 2.2µF; 0805 ≥ 3.3µF; 1206 ≥ 10µF; 1210 ≥ 22µF; 1812 ≥ 47µF</td> </tr> <tr> <td>10V</td> <td>20%</td> <td>30% 0402 ≥ 0.47µF</td> </tr> <tr> <td>6.3V</td> <td>30%</td> <td>---</td> </tr> </tbody> </table>	Rated vol.	D.F. ≤	Exception of D.F. ≤	≥ 50V	7.5%	10% 0603 ≥ 0.1µF; 0805 ≥ 0.47µF; 1206 ≥ 4.7µF	35V	10%	---	25V	7.5%	10% 0402 ≥ 0.047µF; 0603 ≥ 0.1µF; 0805 ≥ 0.33µF; 1206 ≥ 1µF; 1210 ≥ 4.7µF	15% 0402 ≥ 0.068µF; 0603 ≥ 0.47µF; 1206 ≥ 4.7µF; 1210 ≥ 22µF	16V (C<1.0µF)	10%	12.5% 0402 ≥ 0.068µF; 0603 ≥ 0.68µF 20% 0402 ≥ 0.22µF	16V (C ≥ 1.0µF)	12.5%	20% 0603 ≥ 2.2µF; 0805 ≥ 3.3µF; 1206 ≥ 10µF; 1210 ≥ 22µF; 1812 ≥ 47µF	10V	20%	30% 0402 ≥ 0.47µF	6.3V	30%	---												
Rated vol.	D.F. ≤	Exception of D.F. ≤																																			
≥ 50V	7.5%	10% 0603 ≥ 0.1µF; 0805 ≥ 0.47µF; 1206 ≥ 4.7µF																																			
35V	10%	---																																			
25V	7.5%	10% 0402 ≥ 0.047µF; 0603 ≥ 0.1µF; 0805 ≥ 0.33µF; 1206 ≥ 1µF; 1210 ≥ 4.7µF																																			
		15% 0402 ≥ 0.068µF; 0603 ≥ 0.47µF; 1206 ≥ 4.7µF; 1210 ≥ 22µF																																			
16V (C<1.0µF)	10%	12.5% 0402 ≥ 0.068µF; 0603 ≥ 0.68µF 20% 0402 ≥ 0.22µF																																			
16V (C ≥ 1.0µF)	12.5%	20% 0603 ≥ 2.2µF; 0805 ≥ 3.3µF; 1206 ≥ 10µF; 1210 ≥ 22µF; 1812 ≥ 47µF																																			
10V	20%	30% 0402 ≥ 0.47µF																																			
6.3V	30%	---																																			
*I.R.: ≥10V, 500MΩ or 25 Ω-F whichever is smaller. Class II (X7R, X5R, X6S, Y5V)																																					
<table border="1"> <thead> <tr> <th>Rated voltage</th> <th>Insulation Resistance</th> </tr> </thead> <tbody> <tr> <td>100V: X7R</td> <td rowspan="7">500MΩ or RxC ≥ 5 Ω-F whichever is smaller.</td> </tr> <tr> <td>50V: 0402 ≥ 0.1µF; 0603 ≥ 1µF; 0805 ≥ 1µF; 1206 ≥ 4.7µF; 1210 ≥ 4.7µF</td> </tr> <tr> <td>35V: 0603 ≥ 1µF; 0805 ≥ 2.2µF; 1210 ≥ 10µF</td> </tr> <tr> <td>25V: 0201 ≥ 0.1µF; 0402 ≥ 0.22µF; 0603 ≥ 2.2µF; 0805 ≥ 2.2µF; 1206 ≥ 10µF; 1210 ≥ 10µF</td> </tr> <tr> <td>16V: 0201 ≥ 0.1µF; 0402 ≥ 0.22µF; 0603 ≥ 1µF; 0805 ≥ 2.2µF; 1206 ≥ 10µF; 1210 ≥ 47µF</td> </tr> <tr> <td>10V: 0201 ≥ 47nF; 0402 ≥ 0.47µF; 0603 ≥ 0.47µF; 0805 ≥ 2.2µF; 1206 ≥ 4.7µF; 1210 ≥ 47µF</td> </tr> <tr> <td>6.3V ; 4V ; TT series ; All X6S items</td> </tr> </tbody> </table>	Rated voltage	Insulation Resistance	100V: X7R	500MΩ or RxC ≥ 5 Ω-F whichever is smaller.	50V: 0402 ≥ 0.1µF; 0603 ≥ 1µF; 0805 ≥ 1µF; 1206 ≥ 4.7µF; 1210 ≥ 4.7µF	35V: 0603 ≥ 1µF; 0805 ≥ 2.2µF; 1210 ≥ 10µF	25V: 0201 ≥ 0.1µF; 0402 ≥ 0.22µF; 0603 ≥ 2.2µF; 0805 ≥ 2.2µF; 1206 ≥ 10µF; 1210 ≥ 10µF	16V: 0201 ≥ 0.1µF; 0402 ≥ 0.22µF; 0603 ≥ 1µF; 0805 ≥ 2.2µF; 1206 ≥ 10µF; 1210 ≥ 47µF	10V: 0201 ≥ 47nF; 0402 ≥ 0.47µF; 0603 ≥ 0.47µF; 0805 ≥ 2.2µF; 1206 ≥ 4.7µF; 1210 ≥ 47µF	6.3V ; 4V ; TT series ; All X6S items																											
Rated voltage	Insulation Resistance																																				
100V: X7R	500MΩ or RxC ≥ 5 Ω-F whichever is smaller.																																				
50V: 0402 ≥ 0.1µF; 0603 ≥ 1µF; 0805 ≥ 1µF; 1206 ≥ 4.7µF; 1210 ≥ 4.7µF																																					
35V: 0603 ≥ 1µF; 0805 ≥ 2.2µF; 1210 ≥ 10µF																																					
25V: 0201 ≥ 0.1µF; 0402 ≥ 0.22µF; 0603 ≥ 2.2µF; 0805 ≥ 2.2µF; 1206 ≥ 10µF; 1210 ≥ 10µF																																					
16V: 0201 ≥ 0.1µF; 0402 ≥ 0.22µF; 0603 ≥ 1µF; 0805 ≥ 2.2µF; 1206 ≥ 10µF; 1210 ≥ 47µF																																					
10V: 0201 ≥ 47nF; 0402 ≥ 0.47µF; 0603 ≥ 0.47µF; 0805 ≥ 2.2µF; 1206 ≥ 4.7µF; 1210 ≥ 47µF																																					
6.3V ; 4V ; TT series ; All X6S items																																					

No	Item	Test Condition	Requirements																																																																																									
15.	High Temperature Load (Endurance)	Test temp. : NP0, X7R/X7E: 125±3°C X6S: 105±3°C X5R, Y5V: 85±3°C * Test time: 1000+24/-0 hrs. To apply voltage: (1) ≤ 6.3V or C ≥ 10μF or TT series: 150% of rated voltage. (2) 10V ≤ Ur < 500V: 200% of rated voltage. (3) 500V: 150% of rated voltage. (4) Ur ≥ 630V: 120% of rated voltage. (5) 100% of rated voltage for below range.	* No remarkable damage. Cap change: NP0: ±3.0% or ±0.3pF whichever is larger X7R, X5R, X6S: ≥ 10V**, within ±12.5%; ≤ 6.3V within ±25%; TT series & C ≥ 1uF, within ±25% **10V: 0603 ≥ 4.7μF; 0402 ≥ 1μF; 0201 ≥ 0.1μF, within ±25%; Y5V: ≥ 10V, within ±30%; ≤ 6.3V, within +30/-40% Q/D.F. value: NP0: More than 30pF, Q ≥ 350 10pF ≤ C < 30pF, Q ≥ 275+2.5C Less than 10pF, Q ≥ 200+10C X7R, X5R, X6S:																																																																																									
		<table border="1"> <thead> <tr> <th>Size</th> <th>Dielectric</th> <th>Rated voltage</th> <th>Capacitance range</th> </tr> </thead> <tbody> <tr> <td>0201</td> <td>X5R/X7R/X6S</td> <td>≤ 10V</td> <td>C ≥ 0.1μF</td> </tr> <tr> <td rowspan="2">0402</td> <td rowspan="2">X5R/X7R/X6S Y5V</td> <td>6.3V, 10V</td> <td>C ≥ 1.0μF</td> </tr> <tr> <td>25V</td> <td>C ≥ 22μF</td> </tr> <tr> <td rowspan="3">0603</td> <td rowspan="3">X5R/X7R/X6S</td> <td>6.3V, 10V</td> <td>C ≥ 4.7μF</td> </tr> <tr> <td>25V, 35V</td> <td>C ≥ 1.0μF</td> </tr> <tr> <td>4V</td> <td>C ≥ 47μF</td> </tr> <tr> <td rowspan="3">0805</td> <td rowspan="3">X5R/X7R/X6S</td> <td>6.3V</td> <td>C ≥ 22μF</td> </tr> <tr> <td>10V-50V</td> <td>C ≥ 10μF</td> </tr> <tr> <td>6.3V</td> <td>C ≥ 47μF</td> </tr> <tr> <td>1206</td> <td>X5R/X7R/X6S</td> <td>6.3V</td> <td>C ≥ 47μF</td> </tr> <tr> <td></td> <td>NP0</td> <td>3000V</td> <td>C ≥ 1.5pF</td> </tr> <tr> <td>1210</td> <td>X5R/X7R/X6S</td> <td>16V</td> <td>C ≥ 47μF</td> </tr> <tr> <td>TT18</td> <td>Y5V</td> <td>6.3V, 10V</td> <td>C ≥ 2.2μF</td> </tr> <tr> <td>TT21</td> <td>Y5V</td> <td>6.3V</td> <td>C ≥ 10μF</td> </tr> <tr> <td>TT31</td> <td>Y5V</td> <td>6.3V</td> <td>C ≥ 22μF</td> </tr> </tbody> </table>	Size	Dielectric	Rated voltage	Capacitance range	0201	X5R/X7R/X6S	≤ 10V	C ≥ 0.1μF	0402	X5R/X7R/X6S Y5V	6.3V, 10V	C ≥ 1.0μF	25V	C ≥ 22μF	0603	X5R/X7R/X6S	6.3V, 10V	C ≥ 4.7μF	25V, 35V	C ≥ 1.0μF	4V	C ≥ 47μF	0805	X5R/X7R/X6S	6.3V	C ≥ 22μF	10V-50V	C ≥ 10μF	6.3V	C ≥ 47μF	1206	X5R/X7R/X6S	6.3V	C ≥ 47μF		NP0	3000V	C ≥ 1.5pF	1210	X5R/X7R/X6S	16V	C ≥ 47μF	TT18	Y5V	6.3V, 10V	C ≥ 2.2μF	TT21	Y5V	6.3V	C ≥ 10μF	TT31	Y5V	6.3V	C ≥ 22μF	<table border="1"> <thead> <tr> <th>Rated vol.</th> <th>D.F. ≤</th> <th>Exception of D.F. ≤</th> </tr> </thead> <tbody> <tr> <td>≥ 100V</td> <td>≤ 3%</td> <td>≤ 6% 1206 ≥ 0.47μF</td> </tr> <tr> <td rowspan="2">≥ 50V</td> <td rowspan="2">≤ 3%</td> <td>≤ 7.5% 0805 &gt; 0.1μF, 0603 ≥ 0.068μF, 1206 &gt; 1μF; TT series</td> </tr> <tr> <td>≤ 6% 0201(50V); 0603 ≥ 0.047μF; 0805 ≥ 0.18μF; 1206 ≥ 0.47μF</td> </tr> <tr> <td rowspan="3">35V</td> <td rowspan="3">≤ 3%</td> <td>≤ 10% 1210 ≥ 4.7μF</td> </tr> <tr> <td>≤ 20% 0402 ≥ 0.1μF; 0603 &gt; 0.1μF; 0805 ≥ 1μF; 1206 ≥ 2.2μF; 1210 ≥ 10μF; TT series</td> </tr> <tr> <td>≤ 5% 0603 ≥ 1μF; 0805 ≥ 2.2μF; 1210 ≥ 10μF</td> </tr> <tr> <td rowspan="3">25V</td> <td rowspan="3">≤ 5%</td> <td>≤ 10% 0201 ≥ 0.01μF; 0805 ≥ 1μF; 1210 ≥ 10μF</td> </tr> <tr> <td>≤ 14% 0603 ≥ 0.33μF; 1206 ≥ 4.7μF</td> </tr> <tr> <td>≤ 15% 0402 ≥ 0.10μF; 0603 ≥ 0.47μF; 0805 ≥ 2.2μF; 1206 ≥ 6.8μF; 1210 ≥ 22μF; TT series</td> </tr> <tr> <td rowspan="3">16V</td> <td rowspan="3">≤ 5%</td> <td>≤ 10% 0603 ≥ 0.15μF; 0805 ≥ 0.68μF; 1206 ≥ 2.2μF; 1210 ≥ 4.7μF</td> </tr> <tr> <td>≤ 15% 0201 ≥ 0.01μF; 0402 ≥ 0.033μF; 0603 ≥ 0.68μF; 0805 ≥ 2.2μF; 1206 ≥ 4.7μF; 1210 ≥ 22μF; TT series</td> </tr> <tr> <td>≤ 7.5% 0201 ≥ 0.012μF; 0402 ≥ 0.33μF (0402/X7R ≥ 0.22μF); 0603 ≥ 0.33μF; 0805 ≥ 2.2μF; 1206 ≥ 2.2μF; 1210 ≥ 22μF</td> </tr> <tr> <td rowspan="2">10V</td> <td rowspan="2">≤ 7.5%</td> <td>≤ 15% 0201 ≥ 0.1μF; 0402 ≥ 1μF; 0603 ≥ 10μF; 0805 ≥ 4.7μF; 1206 ≥ 47μF; 1210 ≥ 100μF; TT series</td> </tr> <tr> <td>≤ 20% 0201 ≥ 0.1μF; 0402 ≥ 1μF; TT series</td> </tr> <tr> <td>6.3V</td> <td>≤ 15%</td> <td>≤ 30% 0201 ≥ 0.1μF; 0402 ≥ 1μF; 0603 ≥ 10μF; 0805 ≥ 4.7μF; 1206 ≥ 47μF; 1210 ≥ 100μF; TT series</td> </tr> <tr> <td>4V</td> <td>≤ 20%</td> <td>---</td> </tr> </tbody> </table>	Rated vol.	D.F. ≤	Exception of D.F. ≤	≥ 100V	≤ 3%	≤ 6% 1206 ≥ 0.47μF	≥ 50V	≤ 3%	≤ 7.5% 0805 > 0.1μF, 0603 ≥ 0.068μF, 1206 > 1μF; TT series	≤ 6% 0201(50V); 0603 ≥ 0.047μF; 0805 ≥ 0.18μF; 1206 ≥ 0.47μF	35V	≤ 3%	≤ 10% 1210 ≥ 4.7μF	≤ 20% 0402 ≥ 0.1μF; 0603 > 0.1μF; 0805 ≥ 1μF; 1206 ≥ 2.2μF; 1210 ≥ 10μF; TT series	≤ 5% 0603 ≥ 1μF; 0805 ≥ 2.2μF; 1210 ≥ 10μF	25V	≤ 5%	≤ 10% 0201 ≥ 0.01μF; 0805 ≥ 1μF; 1210 ≥ 10μF	≤ 14% 0603 ≥ 0.33μF; 1206 ≥ 4.7μF	≤ 15% 0402 ≥ 0.10μF; 0603 ≥ 0.47μF; 0805 ≥ 2.2μF; 1206 ≥ 6.8μF; 1210 ≥ 22μF; TT series	16V	≤ 5%	≤ 10% 0603 ≥ 0.15μF; 0805 ≥ 0.68μF; 1206 ≥ 2.2μF; 1210 ≥ 4.7μF	≤ 15% 0201 ≥ 0.01μF; 0402 ≥ 0.033μF; 0603 ≥ 0.68μF; 0805 ≥ 2.2μF; 1206 ≥ 4.7μF; 1210 ≥ 22μF; TT series	≤ 7.5% 0201 ≥ 0.012μF; 0402 ≥ 0.33μF (0402/X7R ≥ 0.22μF); 0603 ≥ 0.33μF; 0805 ≥ 2.2μF; 1206 ≥ 2.2μF; 1210 ≥ 22μF	10V	≤ 7.5%	≤ 15% 0201 ≥ 0.1μF; 0402 ≥ 1μF; 0603 ≥ 10μF; 0805 ≥ 4.7μF; 1206 ≥ 47μF; 1210 ≥ 100μF; TT series	≤ 20% 0201 ≥ 0.1μF; 0402 ≥ 1μF; TT series	6.3V	≤ 15%	≤ 30% 0201 ≥ 0.1μF; 0402 ≥ 1μF; 0603 ≥ 10μF; 0805 ≥ 4.7μF; 1206 ≥ 47μF; 1210 ≥ 100μF; TT series	4V	≤ 20%	---
		Size	Dielectric	Rated voltage	Capacitance range																																																																																							
		0201	X5R/X7R/X6S	≤ 10V	C ≥ 0.1μF																																																																																							
		0402	X5R/X7R/X6S Y5V	6.3V, 10V	C ≥ 1.0μF																																																																																							
				25V	C ≥ 22μF																																																																																							
		0603	X5R/X7R/X6S	6.3V, 10V	C ≥ 4.7μF																																																																																							
				25V, 35V	C ≥ 1.0μF																																																																																							
				4V	C ≥ 47μF																																																																																							
		0805	X5R/X7R/X6S	6.3V	C ≥ 22μF																																																																																							
				10V-50V	C ≥ 10μF																																																																																							
				6.3V	C ≥ 47μF																																																																																							
		1206	X5R/X7R/X6S	6.3V	C ≥ 47μF																																																																																							
			NP0	3000V	C ≥ 1.5pF																																																																																							
		1210	X5R/X7R/X6S	16V	C ≥ 47μF																																																																																							
TT18	Y5V	6.3V, 10V	C ≥ 2.2μF																																																																																									
TT21	Y5V	6.3V	C ≥ 10μF																																																																																									
TT31	Y5V	6.3V	C ≥ 22μF																																																																																									
Rated vol.	D.F. ≤	Exception of D.F. ≤																																																																																										
≥ 100V	≤ 3%	≤ 6% 1206 ≥ 0.47μF																																																																																										
≥ 50V	≤ 3%	≤ 7.5% 0805 > 0.1μF, 0603 ≥ 0.068μF, 1206 > 1μF; TT series																																																																																										
		≤ 6% 0201(50V); 0603 ≥ 0.047μF; 0805 ≥ 0.18μF; 1206 ≥ 0.47μF																																																																																										
35V	≤ 3%	≤ 10% 1210 ≥ 4.7μF																																																																																										
		≤ 20% 0402 ≥ 0.1μF; 0603 > 0.1μF; 0805 ≥ 1μF; 1206 ≥ 2.2μF; 1210 ≥ 10μF; TT series																																																																																										
		≤ 5% 0603 ≥ 1μF; 0805 ≥ 2.2μF; 1210 ≥ 10μF																																																																																										
25V	≤ 5%	≤ 10% 0201 ≥ 0.01μF; 0805 ≥ 1μF; 1210 ≥ 10μF																																																																																										
		≤ 14% 0603 ≥ 0.33μF; 1206 ≥ 4.7μF																																																																																										
		≤ 15% 0402 ≥ 0.10μF; 0603 ≥ 0.47μF; 0805 ≥ 2.2μF; 1206 ≥ 6.8μF; 1210 ≥ 22μF; TT series																																																																																										
16V	≤ 5%	≤ 10% 0603 ≥ 0.15μF; 0805 ≥ 0.68μF; 1206 ≥ 2.2μF; 1210 ≥ 4.7μF																																																																																										
		≤ 15% 0201 ≥ 0.01μF; 0402 ≥ 0.033μF; 0603 ≥ 0.68μF; 0805 ≥ 2.2μF; 1206 ≥ 4.7μF; 1210 ≥ 22μF; TT series																																																																																										
		≤ 7.5% 0201 ≥ 0.012μF; 0402 ≥ 0.33μF (0402/X7R ≥ 0.22μF); 0603 ≥ 0.33μF; 0805 ≥ 2.2μF; 1206 ≥ 2.2μF; 1210 ≥ 22μF																																																																																										
10V	≤ 7.5%	≤ 15% 0201 ≥ 0.1μF; 0402 ≥ 1μF; 0603 ≥ 10μF; 0805 ≥ 4.7μF; 1206 ≥ 47μF; 1210 ≥ 100μF; TT series																																																																																										
		≤ 20% 0201 ≥ 0.1μF; 0402 ≥ 1μF; TT series																																																																																										
6.3V	≤ 15%	≤ 30% 0201 ≥ 0.1μF; 0402 ≥ 1μF; 0603 ≥ 10μF; 0805 ≥ 4.7μF; 1206 ≥ 47μF; 1210 ≥ 100μF; TT series																																																																																										
4V	≤ 20%	---																																																																																										
**1WV items must follow de-rating conditions																																																																																												
(6) 150% of rated voltage for below range.																																																																																												
<table border="1"> <thead> <tr> <th>Size</th> <th>Dielectric</th> <th>Rated voltage</th> <th>Capacitance</th> </tr> </thead> <tbody> <tr> <td>0201</td> <td>X5R/X7R/X6</td> <td>16V/25V</td> <td>C ≥ 0.1μF</td> </tr> <tr> <td rowspan="2">0402</td> <td rowspan="2">X5R/X7R/X6 S</td> <td>50V</td> <td>C ≥ 0.1μF</td> </tr> <tr> <td>10~25V</td> <td>C ≥ 0.22μF</td> </tr> <tr> <td rowspan="2">0603</td> <td rowspan="2">X5R/X7R/X6</td> <td>50V</td> <td>C ≥ 0.47μF</td> </tr> <tr> <td>16V</td> <td>C ≥ 0.47μF</td> </tr> <tr> <td rowspan="3">0805</td> <td rowspan="3">X5R/X7R/X6</td> <td>10~50V</td> <td>C ≥ 1.0μF</td> </tr> <tr> <td>16V</td> <td>C ≥ 2.2μF</td> </tr> <tr> <td>50V</td> <td>C ≥ 4.7μF</td> </tr> <tr> <td rowspan="2">1206</td> <td rowspan="2">X5R/X7R/X6</td> <td>10~50V</td> <td>C ≥ 4.7μF</td> </tr> <tr> <td>100V</td> <td>C ≥ 0.47μF</td> </tr> <tr> <td rowspan="2">2220</td> <td rowspan="2">X5R/X7R/X6</td> <td>100V</td> <td>C ≥ 4.7μF</td> </tr> <tr> <td>100V</td> <td>C ≥ 6.8μF</td> </tr> </tbody> </table>	Size	Dielectric	Rated voltage	Capacitance	0201	X5R/X7R/X6	16V/25V	C ≥ 0.1μF	0402	X5R/X7R/X6 S	50V	C ≥ 0.1μF	10~25V	C ≥ 0.22μF	0603	X5R/X7R/X6	50V	C ≥ 0.47μF	16V	C ≥ 0.47μF	0805	X5R/X7R/X6	10~50V	C ≥ 1.0μF	16V	C ≥ 2.2μF	50V	C ≥ 4.7μF	1206	X5R/X7R/X6	10~50V	C ≥ 4.7μF	100V	C ≥ 0.47μF	2220	X5R/X7R/X6	100V	C ≥ 4.7μF	100V	C ≥ 6.8μF	<table border="1"> <thead> <tr> <th>Rated vol.</th> <th>D.F. ≤</th> <th>Exception of D.F. ≤</th> </tr> </thead> <tbody> <tr> <td>≥ 50V</td> <td>7.5%</td> <td>10% 0603 ≥ 0.1μF; 0805 ≥ 0.47μF; 1206 ≥ 4.7μF</td> </tr> <tr> <td>35V</td> <td>10%</td> <td>---</td> </tr> <tr> <td rowspan="2">25V</td> <td rowspan="2">7.5%</td> <td>10% 0402 ≥ 0.047μF; 0603 ≥ 0.1μF; 0805 ≥ 0.33μF; 1206 ≥ 1μF; 1210 ≥ 4.7μF</td> </tr> <tr> <td>15% 0402 ≥ 0.068μF; 0603 ≥ 0.47μF; 1206 ≥ 4.7μF; 1210 ≥ 22μF</td> </tr> <tr> <td>16V (C &lt; 1.0μF)</td> <td>10%</td> <td>12.5% 0402 ≥ 0.068μF; 0603 ≥ 0.68μF</td> </tr> <tr> <td rowspan="2">16V (C ≥ 1.0μF)</td> <td rowspan="2">12.5%</td> <td>20% 0402 ≥ 0.22μF</td> </tr> <tr> <td>20% 0603 ≥ 2.2μF; 0805 ≥ 3.3μF; 1206 ≥ 10μF; 1210 ≥ 22μF; 1812 ≥ 47μF;</td> </tr> <tr> <td>10V</td> <td>20%</td> <td>30% 0402 ≥ 0.47μF</td> </tr> <tr> <td>6.3V</td> <td>30%</td> <td>---</td> </tr> </tbody> </table>	Rated vol.	D.F. ≤	Exception of D.F. ≤	≥ 50V	7.5%	10% 0603 ≥ 0.1μF; 0805 ≥ 0.47μF; 1206 ≥ 4.7μF	35V	10%	---	25V	7.5%	10% 0402 ≥ 0.047μF; 0603 ≥ 0.1μF; 0805 ≥ 0.33μF; 1206 ≥ 1μF; 1210 ≥ 4.7μF	15% 0402 ≥ 0.068μF; 0603 ≥ 0.47μF; 1206 ≥ 4.7μF; 1210 ≥ 22μF	16V (C < 1.0μF)	10%	12.5% 0402 ≥ 0.068μF; 0603 ≥ 0.68μF	16V (C ≥ 1.0μF)	12.5%	20% 0402 ≥ 0.22μF	20% 0603 ≥ 2.2μF; 0805 ≥ 3.3μF; 1206 ≥ 10μF; 1210 ≥ 22μF; 1812 ≥ 47μF;	10V	20%	30% 0402 ≥ 0.47μF	6.3V	30%	---																									
Size	Dielectric	Rated voltage	Capacitance																																																																																									
0201	X5R/X7R/X6	16V/25V	C ≥ 0.1μF																																																																																									
0402	X5R/X7R/X6 S	50V	C ≥ 0.1μF																																																																																									
		10~25V	C ≥ 0.22μF																																																																																									
0603	X5R/X7R/X6	50V	C ≥ 0.47μF																																																																																									
		16V	C ≥ 0.47μF																																																																																									
0805	X5R/X7R/X6	10~50V	C ≥ 1.0μF																																																																																									
		16V	C ≥ 2.2μF																																																																																									
		50V	C ≥ 4.7μF																																																																																									
1206	X5R/X7R/X6	10~50V	C ≥ 4.7μF																																																																																									
		100V	C ≥ 0.47μF																																																																																									
2220	X5R/X7R/X6	100V	C ≥ 4.7μF																																																																																									
		100V	C ≥ 6.8μF																																																																																									
Rated vol.	D.F. ≤	Exception of D.F. ≤																																																																																										
≥ 50V	7.5%	10% 0603 ≥ 0.1μF; 0805 ≥ 0.47μF; 1206 ≥ 4.7μF																																																																																										
35V	10%	---																																																																																										
25V	7.5%	10% 0402 ≥ 0.047μF; 0603 ≥ 0.1μF; 0805 ≥ 0.33μF; 1206 ≥ 1μF; 1210 ≥ 4.7μF																																																																																										
		15% 0402 ≥ 0.068μF; 0603 ≥ 0.47μF; 1206 ≥ 4.7μF; 1210 ≥ 22μF																																																																																										
16V (C < 1.0μF)	10%	12.5% 0402 ≥ 0.068μF; 0603 ≥ 0.68μF																																																																																										
16V (C ≥ 1.0μF)	12.5%	20% 0402 ≥ 0.22μF																																																																																										
		20% 0603 ≥ 2.2μF; 0805 ≥ 3.3μF; 1206 ≥ 10μF; 1210 ≥ 22μF; 1812 ≥ 47μF;																																																																																										
10V	20%	30% 0402 ≥ 0.47μF																																																																																										
6.3V	30%	---																																																																																										
Before initial measurement (Class II only): To apply test voltage for 1hr at test temp. and then set for 24±2 hrs at room temp.																																																																																												
Measurement to be made after keeping at room temp. for 24±2 hrs																																																																																												
* De-rating conditions:																																																																																												
* I.R.: ≥ 10V, 1GΩ or 50 Ω-F whichever is smaller.																																																																																												
Class II (X7R, X5R, X6S, Y5V)																																																																																												
<table border="1"> <thead> <tr> <th>Rated voltage</th> <th>Insulation Resistance</th> </tr> </thead> <tbody> <tr> <td>100V: X7R</td> <td rowspan="7">1GΩ or RxC ≥ 10 Ω-F whichever is smaller.</td> </tr> <tr> <td>50V: 0402 ≥ 0.1μF; 0603 ≥ 1μF; 0805 ≥ 1μF; 1206 ≥ 4.7μF; 1210 ≥ 4.7μF</td> </tr> <tr> <td>35V: 0603 ≥ 1μF; 0805 ≥ 2.2μF; 1210 ≥ 10μF</td> </tr> <tr> <td>25V: 0201 ≥ 0.1μF; 0402 ≥ 0.22μF; 0603 ≥ 2.2μF; 0805 ≥ 2.2μF; 1206 ≥ 10μF; 1210 ≥ 10μF</td> </tr> <tr> <td>16V: 0201 ≥ 0.1μF; 0402 ≥ 0.22μF; 0603 ≥ 1μF; 0805 ≥ 2.2μF; 1206 ≥ 10μF; 1210 ≥ 47μF</td> </tr> <tr> <td>10V: 0201 ≥ 47nF; 0402 ≥ 0.47μF; 0603 ≥ 0.47μF; 0805 ≥ 2.2μF; 1206 ≥ 4.7μF; 1210 ≥ 47μF</td> </tr> <tr> <td>6.3V ; 4V ; TT series ; All X6S items</td> </tr> </tbody> </table>	Rated voltage	Insulation Resistance	100V: X7R	1GΩ or RxC ≥ 10 Ω-F whichever is smaller.	50V: 0402 ≥ 0.1μF; 0603 ≥ 1μF; 0805 ≥ 1μF; 1206 ≥ 4.7μF; 1210 ≥ 4.7μF	35V: 0603 ≥ 1μF; 0805 ≥ 2.2μF; 1210 ≥ 10μF	25V: 0201 ≥ 0.1μF; 0402 ≥ 0.22μF; 0603 ≥ 2.2μF; 0805 ≥ 2.2μF; 1206 ≥ 10μF; 1210 ≥ 10μF	16V: 0201 ≥ 0.1μF; 0402 ≥ 0.22μF; 0603 ≥ 1μF; 0805 ≥ 2.2μF; 1206 ≥ 10μF; 1210 ≥ 47μF	10V: 0201 ≥ 47nF; 0402 ≥ 0.47μF; 0603 ≥ 0.47μF; 0805 ≥ 2.2μF; 1206 ≥ 4.7μF; 1210 ≥ 47μF	6.3V ; 4V ; TT series ; All X6S items																																																																																		
Rated voltage	Insulation Resistance																																																																																											
100V: X7R	1GΩ or RxC ≥ 10 Ω-F whichever is smaller.																																																																																											
50V: 0402 ≥ 0.1μF; 0603 ≥ 1μF; 0805 ≥ 1μF; 1206 ≥ 4.7μF; 1210 ≥ 4.7μF																																																																																												
35V: 0603 ≥ 1μF; 0805 ≥ 2.2μF; 1210 ≥ 10μF																																																																																												
25V: 0201 ≥ 0.1μF; 0402 ≥ 0.22μF; 0603 ≥ 2.2μF; 0805 ≥ 2.2μF; 1206 ≥ 10μF; 1210 ≥ 10μF																																																																																												
16V: 0201 ≥ 0.1μF; 0402 ≥ 0.22μF; 0603 ≥ 1μF; 0805 ≥ 2.2μF; 1206 ≥ 10μF; 1210 ≥ 47μF																																																																																												
10V: 0201 ≥ 47nF; 0402 ≥ 0.47μF; 0603 ≥ 0.47μF; 0805 ≥ 2.2μF; 1206 ≥ 4.7μF; 1210 ≥ 47μF																																																																																												
6.3V ; 4V ; TT series ; All X6S items																																																																																												



## APPENDIXES

### ■ Tape & reel dimensions

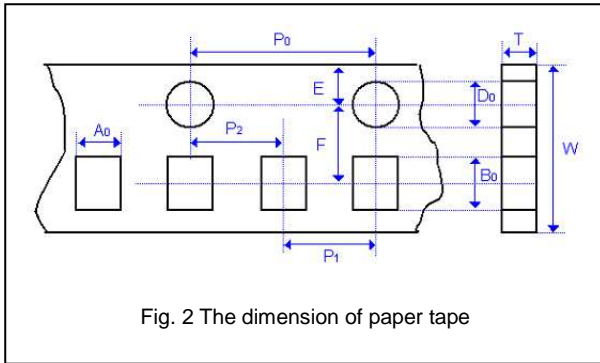


Fig. 2 The dimension of paper tape

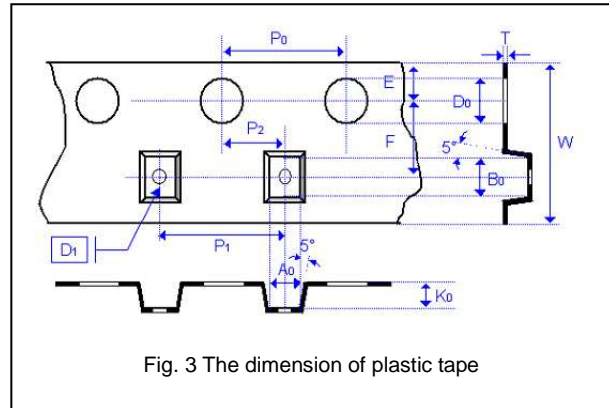


Fig. 3 The dimension of plastic tape

Size	0201			0402			0603			0805			1206			1210			1812		
Thickness	L	N	E	S, X	A, H	B, T	C, D, I	B, T	C, J, D	G, P	C, D	F, G, K	M	D, F, G, K	M	U					
A <sub>0</sub>	0.38±0.05	0.62±0.05	0.70±0.10	1.02±0.05	1.50±0.10	1.50±0.10	<1.57	2.00±0.10	<1.85	<1.95	<2.97	<2.97	<2.97	<3.81	<3.81	<3.90					
B <sub>0</sub>	0.68±0.05	1.12±0.05	1.20±0.10	1.80±0.05	2.30±0.10	2.30±0.10	<2.40	3.50±0.10	<3.46	<3.67	<3.73	<3.73	<3.73	<5.30	<5.30	<5.30					
T	0.42±0.05	0.60±0.05	0.70±0.10	0.95±0.05	0.75±0.05	0.95±0.05	0.23±0.05	0.95±0.05	0.23±0.05	0.23±0.05	0.23±0.05	0.23±0.05	0.23±0.05	0.25±0.05	0.25±0.05	0.25±0.05					
K <sub>0</sub>	-	-	-	-	-	-	<2.50	-	<2.50	<2.50	<2.50	<2.50	<3.00	<2.50	<3.00	<3.50					
W	8.00±0.10	8.00±0.10	8.00±0.10	8.00±0.10	8.00±0.10	8.00±0.10	8.00±0.10	8.00±0.10	8.00±0.10	8.00±0.10	8.00±0.10	8.00±0.10	8.00±0.10	12.0±0.20	12.0±0.20	12.0±0.20					
P <sub>0</sub>	4.00±0.10	4.00±0.10	4.00±0.10	4.00±0.10	4.00±0.10	4.00±0.10	4.00±0.10	4.00±0.10	4.00±0.10	4.00±0.10	4.00±0.10	4.00±0.10	4.00±0.10	4.00±0.10	4.00±0.10	4.00±0.10					
10xP <sub>0</sub>	40.0±0.10	40.0±0.10	40.0±0.10	40.0±0.10	40.0±0.10	40.0±0.10	40.0±0.10	40.0±0.10	40.0±0.10	40.0±0.10	40.0±0.10	40.0±0.10	40.0±0.10	40.0±0.10	40.0±0.10	40.0±0.20					
P <sub>1</sub>	2.00±0.05	2.00±0.05	2.00±0.05	4.00±0.10	4.00±0.10	4.00±0.10	4.00±0.10	4.00±0.10	4.00±0.10	4.00±0.10	4.00±0.10	4.00±0.10	4.00±0.10	8.00±0.10	8.00±0.10	8.00±0.10					
P <sub>2</sub>	2.00±0.05	2.00±0.05	2.00±0.05	2.00±0.05	2.00±0.05	2.00±0.05	2.00±0.05	2.00±0.05	2.00±0.05	2.00±0.05	2.00±0.05	2.00±0.05	2.00±0.05	2.00±0.05	2.00±0.05	2.00±0.05					
D <sub>0</sub>	1.55±0.05	1.55±0.05	1.55±0.05	1.55±0.05	1.55±0.05	1.55±0.05	1.50±0.05	1.50±0.05	1.50±0.05	1.50±0.05	1.50±0.05	1.50±0.05	1.50±0.05	1.50±0.05	1.50±0.05	1.50±0.10					
D <sub>1</sub>	-	-	-	-	-	-	1.00±0.10	-	1.00±0.10	1.00±0.10	1.00±0.10	1.00±0.10	1.00±0.10	1.50±0.10	1.50±0.10	1.50±0.10					
E	1.75±0.05	1.75±0.05	1.75±0.05	1.75±0.05	1.75±0.05	1.75±0.05	1.75±0.10	1.75±0.10	1.75±0.10	1.75±0.10	1.75±0.10	1.75±0.10	1.75±0.10	1.75±0.10	1.75±0.10	1.75±0.10					
F	3.50±0.05	3.50±0.05	3.50±0.05	3.50±0.05	3.50±0.05	3.50±0.05	3.50±0.05	3.50±0.05	3.50±0.05	3.50±0.05	3.50±0.05	3.50±0.05	3.50±0.05	5.50±0.05	5.50±0.05	5.50±0.05					

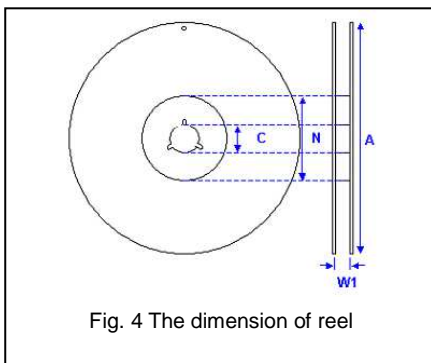


Fig. 4 The dimension of reel

Size	0201, 0402, 0603, 0805, 1206, 1210			1812
Reel size	7"	10"	13"	7"
C	13.0+0.5/-0.2	13.0+0.5/-0.2	13.0+0.5/-0.2	13.0+0.5/-0.2
W <sub>1</sub>	8.4+1.5/-0	8.4+1.5/-0	8.4+1.5/-0	12.4+2.0/-0
A	178.0±0.10	250.0±1.0	330.0±1.0	178.0±0.10
N	60.0+1.0/-0	100.0±1.0	100±1.0	60.0+1.0/-0

■ Recommended soldering conditions

The lead-free termination MLCCs are not only to be used on SMT against lead-free solder paste, but also suitable against lead-containing solder paste. If the optimized solder joint is requested, increasing soldering time, temperature and concentration of N<sub>2</sub> within oven are recommended.

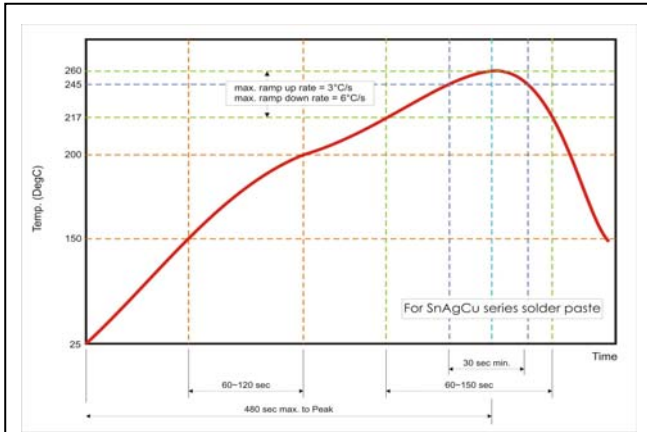


Fig. 6 Recommended reflow soldering profile for SMT process with SnAgCu series solder paste.




Fig. 7 Recommended wave soldering profile for SMT process with SnAgCu series solder.