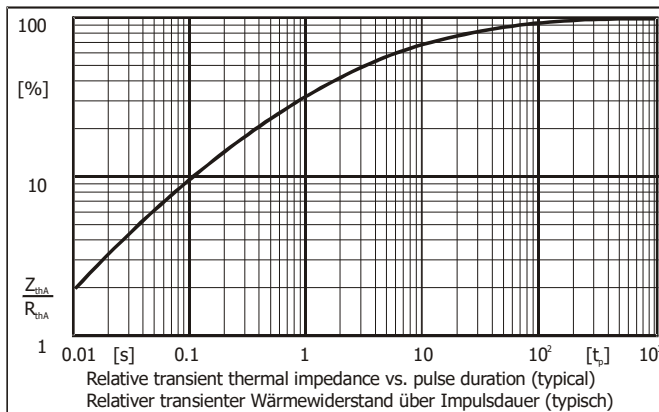
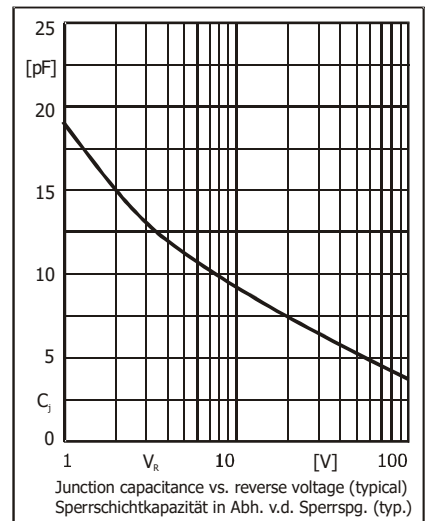
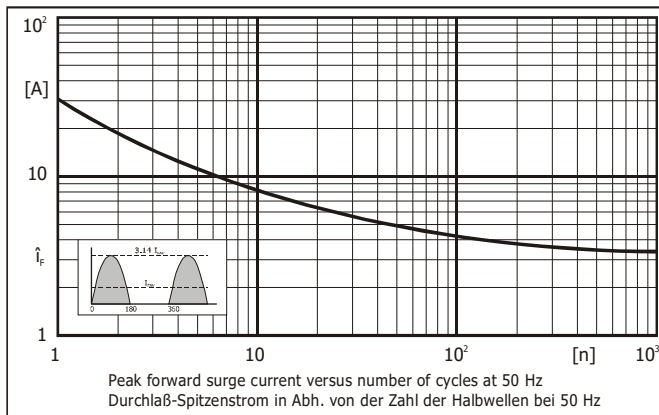
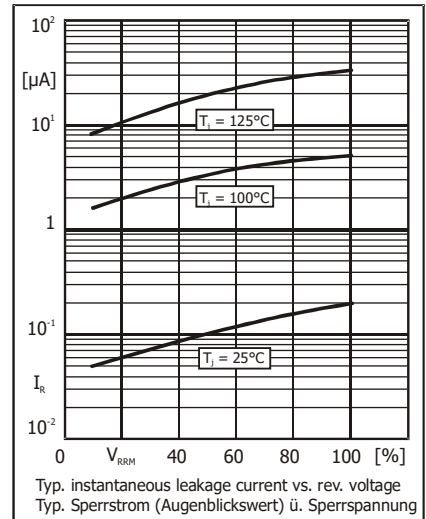
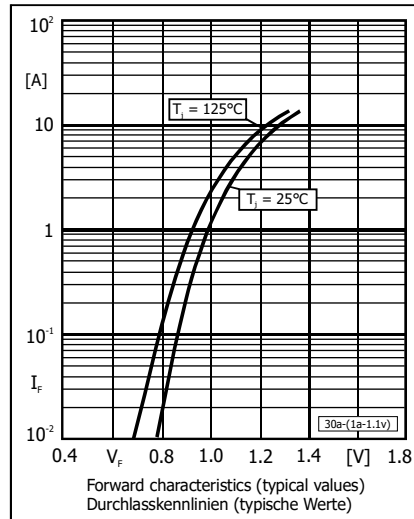
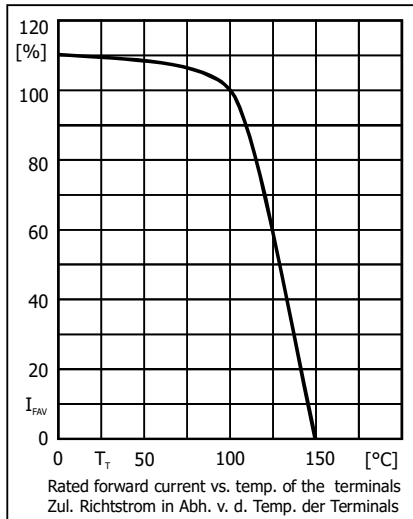


Characteristics

Kennwerte

Forward voltage – Durchlass-Spannung	$T_j = 25^\circ\text{C}$	$I_F = 1\text{ A}$	V_F	< 1.1
Leakage current Sperrstrom	$T_j = 25^\circ\text{C}$ $T_j = 100^\circ\text{C}$	$V_R = V_{RRM}$	I_R	< 5 μA < 50 μA
Reverse recovery time – Sperrverzug	$I_F = 0.5\text{ A}$ through/über $I_R = 1\text{ A}$ to $I_R = 0.25\text{ A}$		t_{rr}	typ. 1500 ns
Thermal resistance junction-ambient – Wärmewiderstand Sperrschicht-Umgebung			R_{thA}	< 75 K/W ¹⁾
Thermal resistance junction-terminal – Wärmewiderstand Sperrschicht-Anschluss			R_{thT}	< 30 K/W



Disclaimer: See data book page 2 or [website](#)
Haftungsausschluss: Siehe Datenbuch
Seite 2 oder [Internet](#)

1 Mounted on P.C. board with 60 mm² copper pads at each terminal
Montage auf Leiterplatte mit 60 mm² Kupferpad je Anschluss