

Ultra Small Push-On Type Connector

MSS Series



■ Features

1. 50Ω Impedance Matching Type, Coaxial Connector

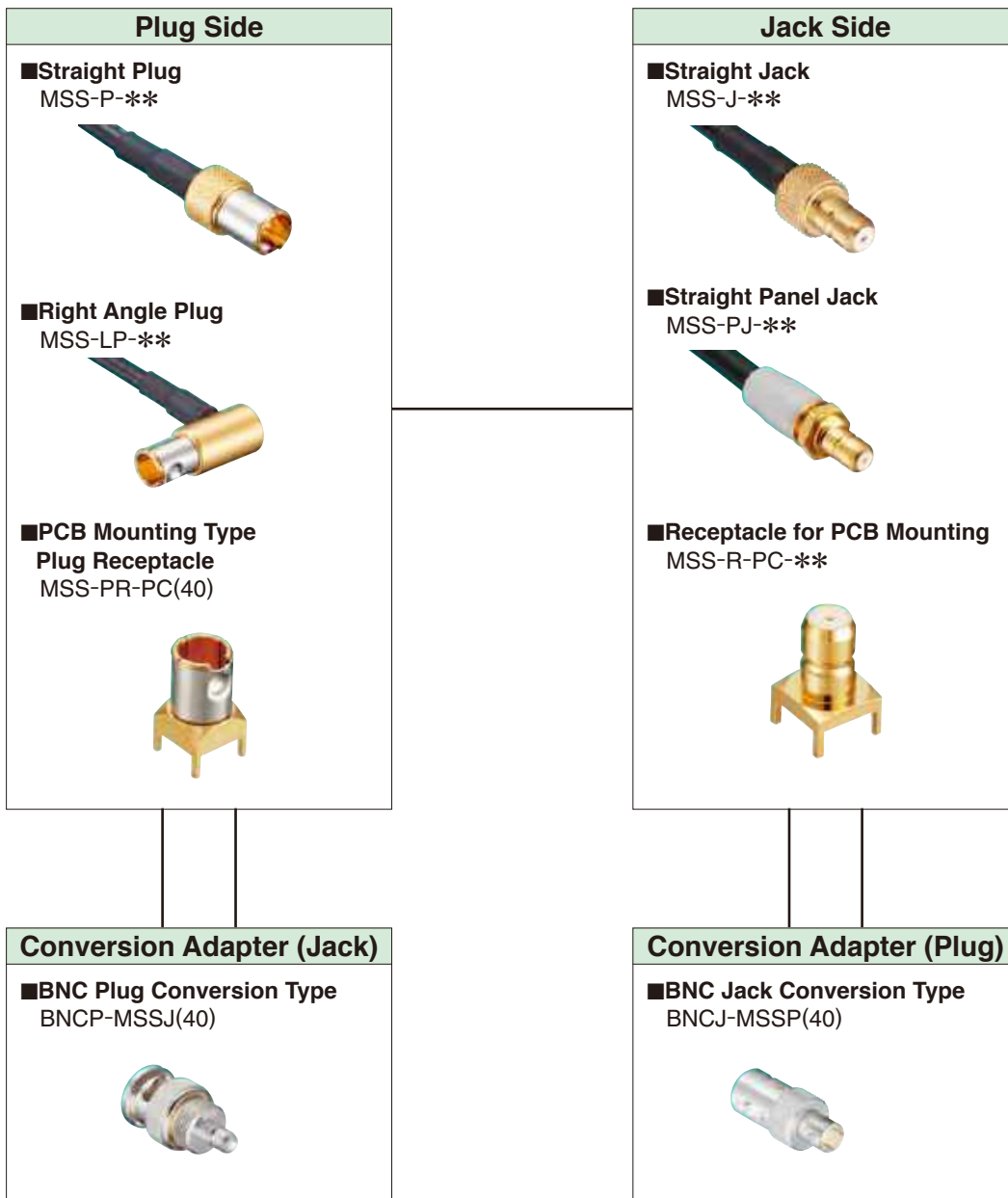
This MSS series is a 50-impedance matching push-on-lock engagement connector.

2. Applicable Standards

It has high reliability and was established in the specification of Defense Ministry "DSP C 6206 (abolished in 2001)".

3. RoHS2 Compliant

■ Functional Diagram



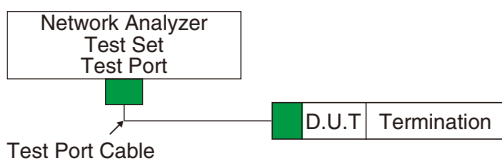
Product Specifications

Rated Value	Nominal Characteristic Impedance Rated Voltage Rated Frequency	50Ω 150Vrms AC DC to 1GHz	Operating Temperature Relative Humidity	-40 to +85 85% Max.
-------------	--	---------------------------------	--	------------------------

Item	Specifications	Conditions
1. Contact Resistance	5mΩ Max.	Measured at a maximum of 100mA DC.
2. Insulation Resistance	2000MΩ Min.	Measured at 500V DC.
3. Withstanding Voltage	No dielectric breakdown.	500V AC for 1 min.
4. V.S.W.R. (*)	1.2 Max.	Up to 1GHz
5. Mating Force (Extraction Force)	9.8 to 44N	Measured with compatible connector
6. Mating Durability	Contact Resistance : 10mΩ Max.	3,000 times
7. Moisture Resistance	Insulation Resistance : 100MΩ Min. (at high temperatures) Insulation Resistance : 2000MΩ Min. (when dry) No damage, cracks or loosened parts.	Temperature : +25 to +65°C Humidity : 90-96% Left for 10 cycles (240 hours)
8. Corrosion Resistance	No corrosion that impairs function.	Left in 5% salt water solution for 48 consecutive hours

*V.S.W.R. Measurement System

The specified V.S.W.R. values were measured using the following measuring system shown in the figure below:



Note 1 : The cable connector is measured with the connector attached to the applicable cable at 10cm from both ends.

Note 2 : Board connectors are measured with the connector attached to a 50Ω PCB.

*Some products may have different specifications from those shown above.

Materials / Finish

Part	Material	Finish	UL Regulation
Shell	Brass	Gold Plating	————
Male Contact	Brass	Gold Plating	————
Female Contact	Beryllium Copper	Gold Plating	————
Insulator	PTFE Resin	————	Flame Retardant
Lock Spring	Beryllium Copper	Nickel Plating	————

Product Number Structure

Refer to the chart below when determining the product specifications from the product number.

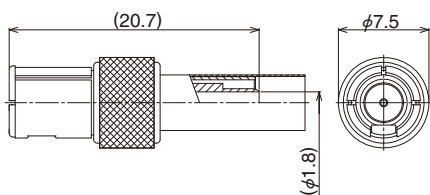
Please select from the product numbers listed in this catalog when placing orders.

MSS - [1] [2] [3]

① Series Name	③ 1) Applicable Cable for Plug/ Jack 1.5DV : 1.5D-2V 2.5 : 2.5D-2V
② Connector Type P : Straight Plug LP : Right Angle Plug J : Straight Jack PJ : Panel Jack R : Straight Receptacle LR : Right Angle Receptacle PR : Plug Receptacle	2) Mounting Style for Receptacle or Plug Receptacle PC : PCB Mounting Type

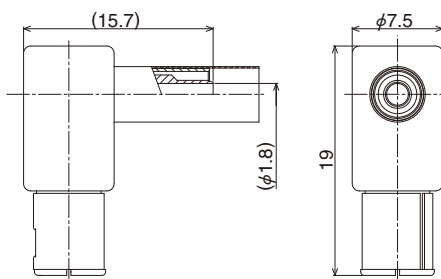

■ Plug

● Straight Plug



Part No.	HRS No.	Applicable Cable	Purchase Unit
MSS-P-1.5DV	319-0002-0 00	1.5D-2V	20pcs per bag

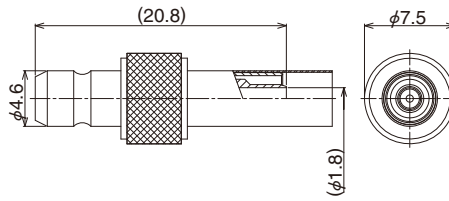
● Right Angle Plug



Part No.	HRS No.	Applicable Cable	Purchase Unit
MSS-LP-1.5DV	319-0064-0 00	1.5D-2V	20pcs per bag

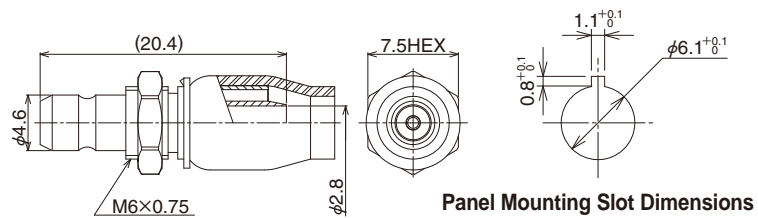
Jack

● Straight Jack



Part No.	HRS No.	Applicable Cable	Purchase Unit
MSS-J-1.5DV	319-0003-0 00	1.5D-2V	20pcs per bag

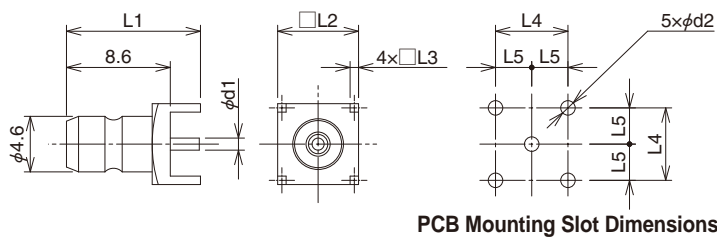
● Panel Jack



Part No.	HRS No.	Applicable Cable	Purchase Unit
MSS-PJ-2.5(40)	319-0016-0 40	2.5D-2V	20pcs per bag

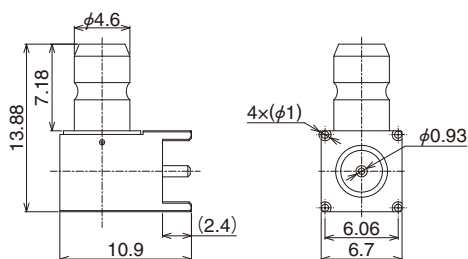
■ Receptacle

● Straight Receptacle (PCB Mounting Type)



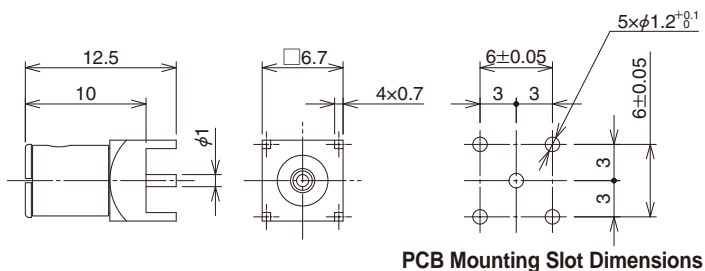
Part No.	HRS No.	φd1	L1	L2	L3	L4	L5	φd2	Purchase Unit
MSS-R-PC(40)	319-0034-1 40	1	11.1	6.7	0.7	6±0.05	3	1.2+0.1/0	100pcs per bag

● Right Angle Receptacle (PCB Type)



Part No.	HRS No.	Notes	Purchase Unit
MSS-LR-PC-A(40)	CL0319-0065-0-40	Exterior : Gold Plating	50 pcs per tray
MSS-LR-PC-A(41)	CL0319-0065-0-41	Exterior : Nickel Plating	

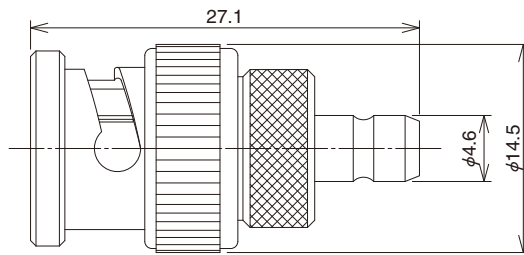
■ Plug Receptacle (PCB Mounting Type)



Part No.	HRS No.	Purchase Unit
MSS-PR-PC(40)	319-0038-2 40	20pcs per bag

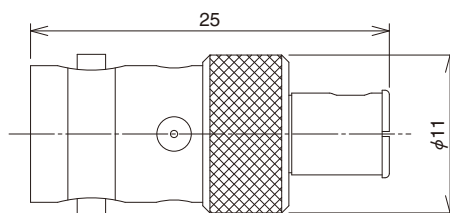
■ Conversion Adapter

● BNC Conversion Adapter (BNC Plug — MSS Jack)



Part No.	HRS No.	Purchase Unit
BNCP-MSSJ(40)	311-0082-3 40	5pcs per bag

● BNC Conversion Adapter (BNC Jack- MSS Plug)



Part No.	HRS No.	Purchase Unit
BNCJ-MSSP(40)	311-0081-0 40	5pcs per bag