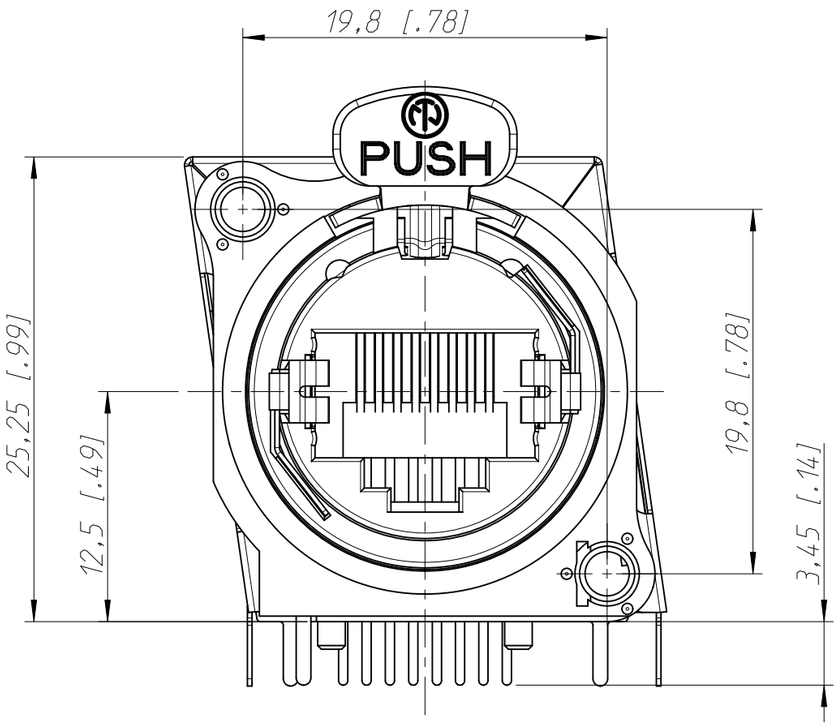

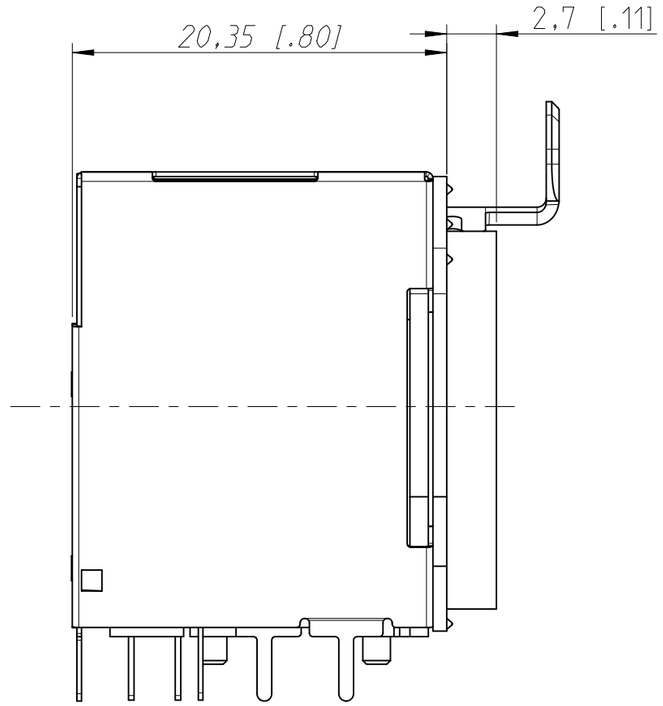

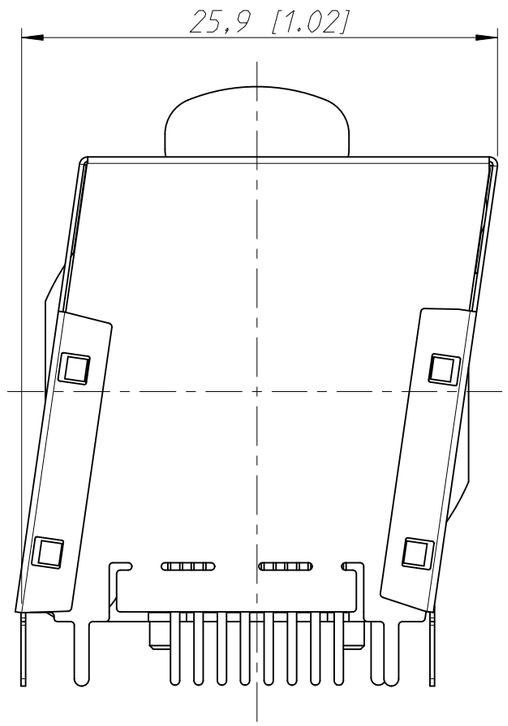

Print Bohrplan Bestückungsseite
PCB-Layout (component side)

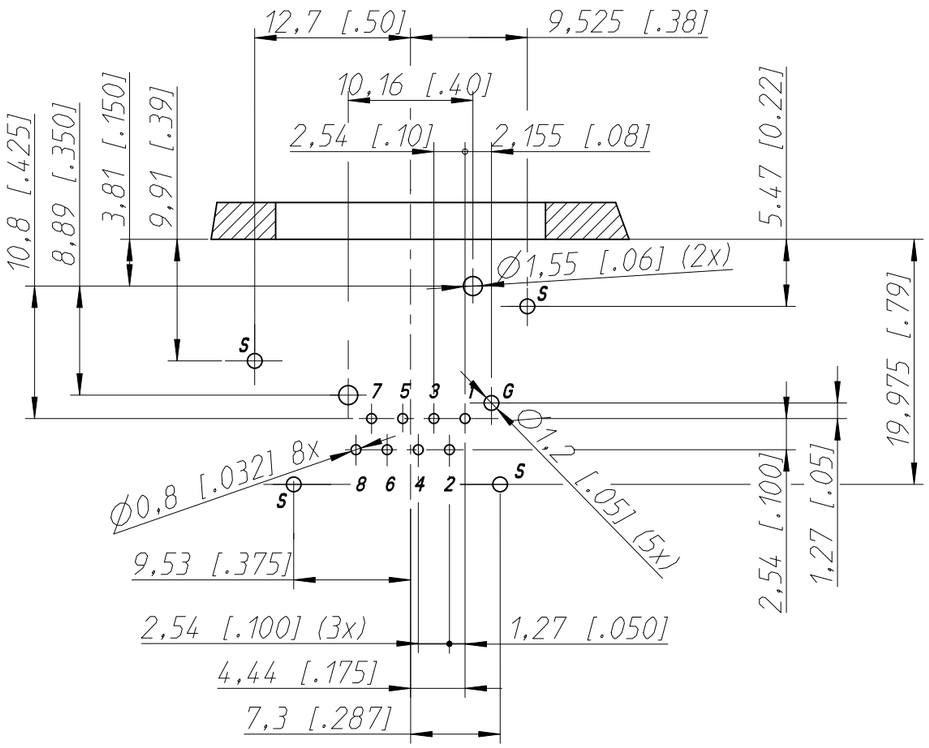

Frontplattenausschnitt (Rückseite)
Panel cut out (rear side)

2:1

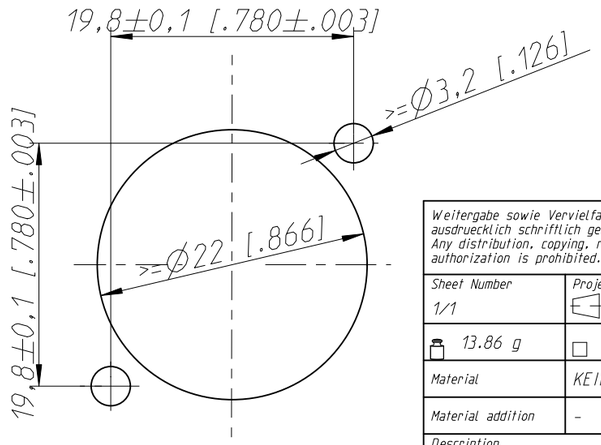

min. Einbauabstand
min. assembling distance

1:1 23 [.9055118110236]



Weitergabe sowie Vervielfaeltigung dieses Dokuments, Verwertung und Mitteilung seines Inhalts sind verboten, soweit nicht ausdruecklich schriftlich gestattet. Zuwiederhandlungen verpflichten zu Schadenersatz. Alle Rechte vorbehalten.
Any distribution, copying, re-production and use of this document as well as any disclosure of its content without explicit written authorization is prohibited. Any violation obliges to the payment of damages. All rights reserved.

Sheet Number 1/1	Projection	Scale 3:1	Format A3	Tolerancing ISO 2768-mK	
13.86 g	[.2] cm²	[.2] cm³	Created	25.07.2005	wcadmin
Material	KEIN_MAT		Modified	n.a.	n.a.
Material addition	-		Approved	16.04.2024	Feurle E.
Description ST-NE8FBH-S			ECN Number		
			Status	Released	
		3D Model ID 30011399	Document ID 20005731		Revision -

Neutrik Group

Copyright © Neutrik Group / Im alten Riet 143 / 9494 Schaan / Liechtenstein