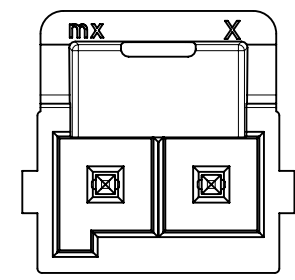


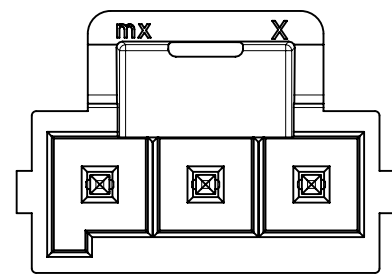
NOTES:

- MATERIAL :
HOUSING
OPTION 1: LCP BLACK, UL94 V-0
OPTION 2: LCP NATURAL, UL94 V-0
TERMINAL: COPPER ALLOY
- PLATING FINISH:
OPTION 1 - 1.5µm(60µin)-2.5µm(100µin) TIN OVER
1.25µm(50µin)-2.5µm(100µin) NICKEL OVERALL
OPTION 2 - 0.35µm(15µin) GOLD CONTACT AREA,
1.5µm(60µin)-2.5µm(100µin) TIN TAIL AREA OVER
1.25µm(50µin)-2.5µm(100µin) NICKEL OVERALL
OPTION 3 - 0.70µm(30µin) GOLD CONTACT AREA,
1.5µm(60µin)-2.5µm(100µin) TIN TAIL AREA OVER
1.25µm(50µin)-2.5µm(100µin) NICKEL OVERALL
- PARTS TO BE PACKAGED PER PK SPEC PK-172287-9001
- PRODUCT SPECIFICATION PS-172323-0001
- PART MATES WITH MOLEX RECEPTACLE HOUSING
172256 AND 172260
- PART CONFORMS TO CLASS "C" REQUIREMENTS OF SPECIFICATION
PS-45499-002 WITH 0.13 MM MAXIMUM FLASH ALLOWED IN CORE
HOLES AND FRONT SURFACE.
- DISCOLORATION IN THE BANDOLIER AREA OF THE PIN IS
INHERENT TO THE PLATING PROCESS AND IS DUE TO THE MASKING
EFFECT OF THE CARRIER. THIS DISCOLORATION IS IN A NON-FUNCTIONAL
AREA OF THE PIN AND WILL NOT AFFECT THE PERFORMANCE OF THE
HEADER ASSEMBLY.
- APPLICATION SPECIFICATION AS-172323-0001

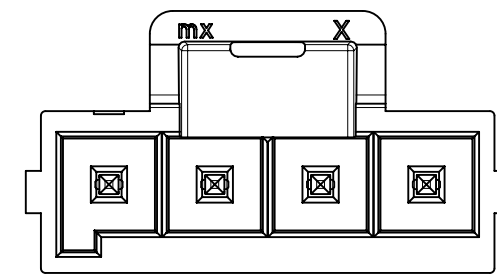
THIS DRAWING CONTAINS INFORMATION THAT IS PROPRIETARY TO MOLEX ELECTRONIC TECHNOLOGIES, LLC AND SHOULD NOT BE USED WITHOUT WRITTEN PERMISSION												
DIMENSION UNITS	SCALE	CURRENT REV DESC:										
mm	NTS											
GENERAL TOLERANCES (UNLESS SPECIFIED)												
ANGULAR TOL	± °											
4 PLACES	±	EC NO: 717248										
3 PLACES	±	DRWN: LEOW									2022/08/10	
2 PLACES	± 0.25	CHK'D: XQZHANG									2022/08/15	
1 PLACE	± 0.5	APPR: XQZHANG									2022/08/15	
0 PLACES	±	INITIAL REVISION:										
DRAFT WHERE APPLICABLE MUST REMAIN WITHIN DIMENSIONS		DRWN: DROSCA									2014/03/04	
THIRD ANGLE PROJECTION		APPR: JCOMERCI									2014/04/24	
		DRAWING	SERIES	MATERIAL NUMBER	CUSTOMER	SHEET NUMBER						
		D-SIZE	172286	SEE TABLE	GENERAL MARKET	1 OF 2						



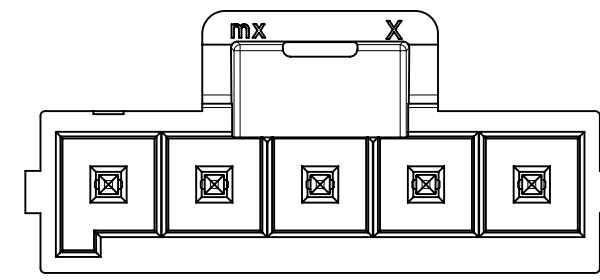
2 CKT



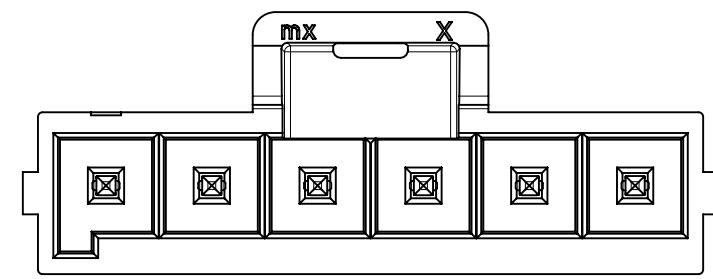
3 CKT



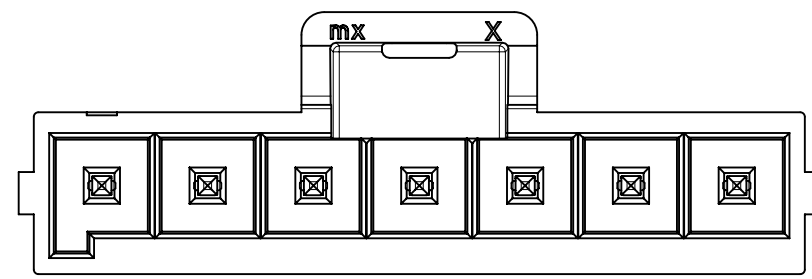
4 CKT



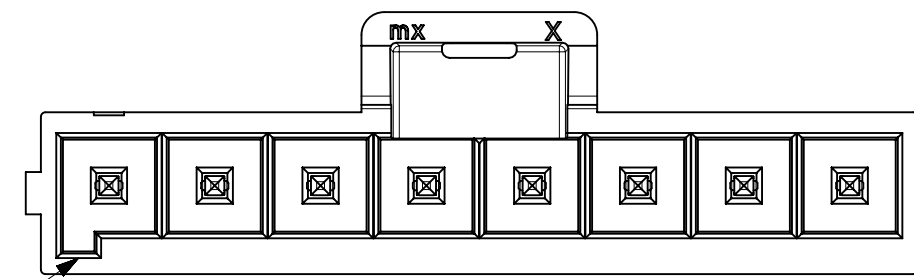
5 CKT



6 CKT



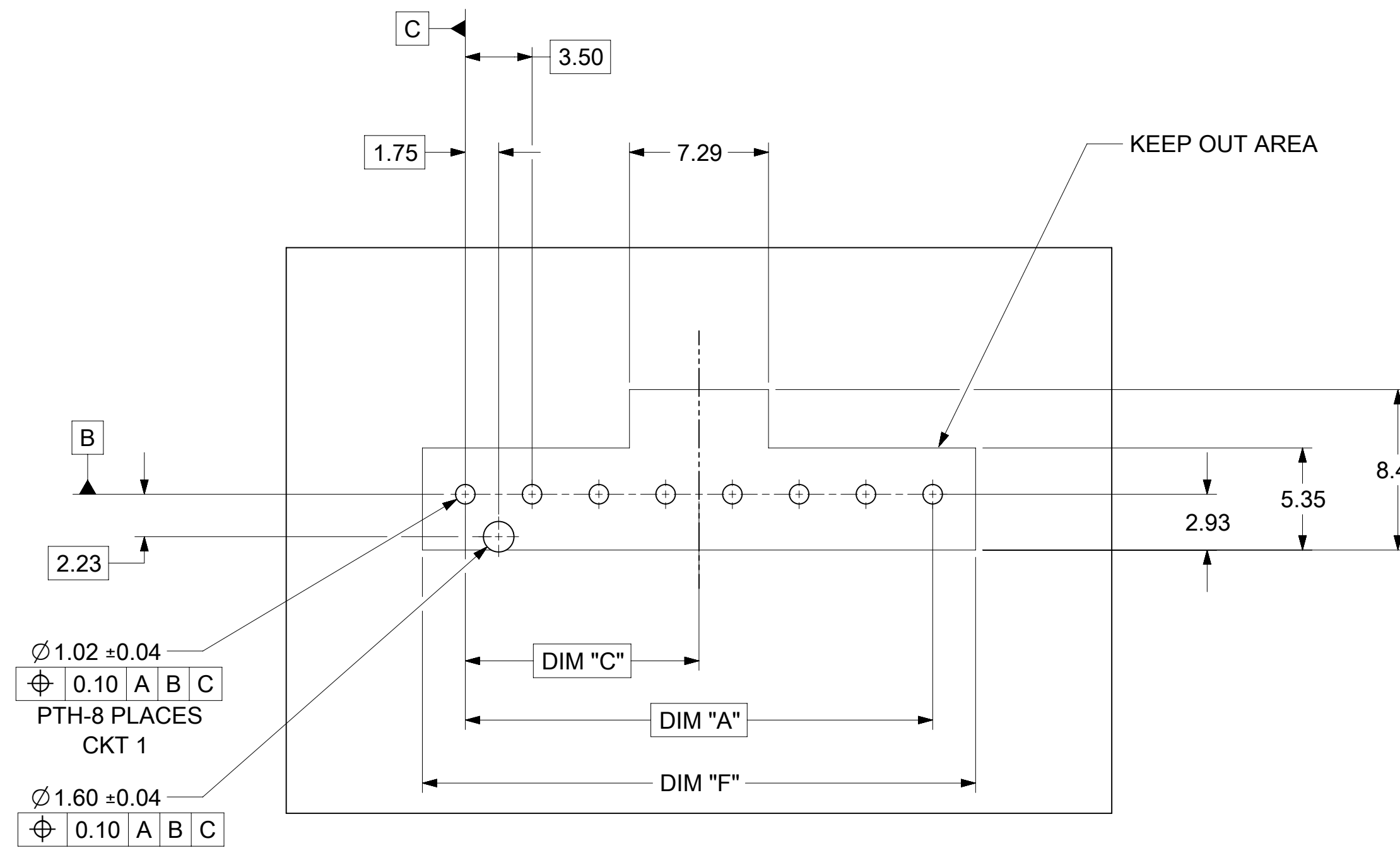
7 CKT



8 CKT

KEY A
(BLACK)

KEY B
(NATURAL)



TIN PLATING						
PART NO.	COLOR	CIRCUIT SIZE	KEY OPTION	DIM A	DIM F	DIM C
172286-1102	BLACK	2	KEY A	3.50	8.00	1.75
172286-1103	BLACK	3	KEY A	7.00	11.50	3.50
172286-1104	BLACK	4	KEY A	10.50	15.00	5.25
172286-1105	BLACK	5	KEY A	14.00	18.50	7.00
172286-1106	BLACK	6	KEY A	17.50	22.00	8.75
172286-1107	BLACK	7	KEY A	21.00	25.50	10.50
172286-1108	BLACK	8	KEY A	24.50	29.00	12.25
172286-2102	NATURAL	2	KEY B	3.50	8.00	1.75
172286-2103	NATURAL	3	KEY B	7.00	11.50	3.50
172286-2104	NATURAL	4	KEY B	10.50	15.00	5.25
172286-2105	NATURAL	5	KEY B	14.00	18.50	7.00
172286-2106	NATURAL	6	KEY B	17.50	22.00	8.75
172286-2107	NATURAL	7	KEY B	21.00	25.50	10.50
172286-2108	NATURAL	8	KEY B	24.50	29.00	12.25

15 MICRONS GOLD PLATING						
PART NO.	COLOR	CIRCUIT SIZE	KEY OPTION	DIM A	DIM F	DIM C
172286-1202	BLACK	2	KEY A	3.50	8.00	1.75
172286-1203	BLACK	3	KEY A	7.00	11.50	3.50
172286-1204	BLACK	4	KEY A	10.50	15.00	5.25
172286-1205	BLACK	5	KEY A	14.00	18.50	7.00
172286-1206	BLACK	6	KEY A	17.50	22.00	8.75
172286-1207	BLACK	7	KEY A	21.00	25.50	10.50
172286-1208	BLACK	8	KEY A	24.50	29.00	12.25
172286-2202	NATURAL	2	KEY B	3.50	8.00	1.75
172286-2203	NATURAL	3	KEY B	7.00	11.50	3.50
172286-2204	NATURAL	4	KEY B	10.50	15.00	5.25
172286-2205	NATURAL	5	KEY B	14.00	18.50	7.00
172286-2206	NATURAL	6	KEY B	17.50	22.00	8.75
172286-2207	NATURAL	7	KEY B	21.00	25.50	10.50
172286-2208	NATURAL	8	KEY B	24.50	29.00	12.25

30 MICRONS GOLD PLATING						
PART NO.	COLOR	CIRCUIT SIZE	KEY OPTION	DIM A	DIM F	DIM C
172286-1302	BLACK	2	KEY A	3.50	8.00	1.75
172286-1303	BLACK	3	KEY A	7.00	11.50	3.50
172286-1304	BLACK	4	KEY A	10.50	15.00	5.25
172286-1305	BLACK	5	KEY A	14.00	18.50	7.00
172286-1306	BLACK	6	KEY A	17.50	22.00	8.75
172286-1307	BLACK	7	KEY A	21.00	25.50	10.50
172286-1308	BLACK	8	KEY A	24.50	29.00	12.25
172286-2302	NATURAL	2	KEY B	3.50	8.00	1.75
172286-2303	NATURAL	3	KEY B	7.00	11.50	3.50
172286-2304	NATURAL	4	KEY B	10.50	15.00	5.25
172286-2305	NATURAL	5	KEY B	14.00	18.50	7.00
172286-2306	NATURAL	6	KEY B	17.50	22.00	8.75
172286-2307	NATURAL	7	KEY B	21.00	25.50	10.50
172286-2308	NATURAL	8	KEY B	24.50	29.00	12.25

NOTE: DATUM -A- IS ON THE COMPONENT SIDE PCB

THIS DRAWING CONTAINS INFORMATION THAT IS PROPRIETARY TO MOLEX ELECTRONIC TECHNOLOGIES, LLC AND SHOULD NOT BE USED WITHOUT WRITTEN PERMISSION

DIMENSION UNITS: mm	SCALE: NTS	CURRENT REV DESC:	molex		
GENERAL TOLERANCES (UNLESS SPECIFIED)		EC NO: 717248			
ANGULAR TOL: ± °		DRWN: LEOW 2022/08/10	PRODUCT CUSTOMER DRAWING		
4 PLACES: ±		CHK'D: XQZHANG 2022/08/15	DOCUMENT NUMBER: SD-172286-1000		
3 PLACES: ±		APPR: XQZHANG 2022/08/15	DOC TYPE: PSD		
2 PLACES: ± 0.25		INITIAL REVISION:	DOC PART: 000		
1 PLACE: ± 0.5		DRWN: DROSCA 2014/03/04	REVISION: B6		
0 PLACES: ±		APPR: JCOMERCI 2014/04/24	MATERIAL NUMBER: SEE TABLE		
DRAFT WHERE APPLICABLE MUST REMAIN WITHIN DIMENSIONS	THIRD ANGLE PROJECTION	DRAWING: D-SIZE	SERIES: 172286	CUSTOMER: GENERAL MARKET	SHEET NUMBER: 2 OF 2