

引き出し方向
PULL DIRECTION



U



DETAIL U

NOTES

- 梱包数量 : 3000個 / リール
NUMBER OF CONNECTORS : 3000 PCS/REEL.
- リードテープ長さ
LEAD TAPE LENGTH



- カバーテープの剥離強度については、IEC60286-3に準拠。
COVER TAPE PEEL FORCE IS DEFINED BY IEC 60286-3.
- 製品詳細寸法については、図面 5051101000-SD を参照下さい。
DIMENSIONS OF PRODUCT, REFER TO 5051101000-SD.
- 材料 MATERIAL
 キャリアテープ : ポリスチレン
 トップテープ : ポリエチレンテレフタレート、ポリエチレン
 リール : ポリスチレン <リサイクル材を含む>
 CARRIER TAPE : POLYSTYRENE
 TOP TAPE : POLYETHYLENE TEREPHTHALATE, POLYETHYLENE
 REEL : POLYSTYRENE < RECYCLE MATERIAL CONTAINED >

| | | | | | | | | | |
|---|--|------------------------|--|----------------------------|--|--------|--|-----------------------------|--|
| THIS DRAWING CONTAINS INFORMATION THAT IS PROPRIETARY TO MOLEX ELECTRONIC TECHNOLOGIES, LLC AND SHOULD NOT BE USED WITHOUT WRITTEN PERMISSION | | | | | | | | | |
| DIMENSION UNITS | | SCALE | | CURRENT REV DESC: | | | | molex | |
| mm | | 2:1 | | | | | | | |
| GENERAL TOLERANCES (UNLESS SPECIFIED) | | | | EC NO: 605617 | | | | 0.5 FPC ZIF 2 CONT EMBT PKG | |
| ANGULAR TOL ± 3.0 ° | | | | DRWN: JASANUMA 2018/09/28 | | | | PRODUCT CUSTOMER DRAWING | |
| 4 PLACES ± 0.2 | | | | CHK'D: TRSUZUKI 2018/10/10 | | | | | |
| 3 PLACES ± 0.2 | | | | APPR: RTAKEUCHI 2018/10/10 | | | | DOCUMENT NUMBER | |
| 2 PLACES ± 0.2 | | | | INITIAL REVISION: | | | | | |
| 1 PLACE ± 0.25 | | | | DRWN: JASANUMA 2018/09/28 | | | | 5051100000-SD | |
| 0 PLACES ± 0.3 | | | | APPR: RTAKEUCHI 2018/10/10 | | | | | |
| DRAFT WHERE APPLICABLE MUST REMAIN WITHIN DIMENSIONS | | THIRD ANGLE PROJECTION | | DRAWING | | SERIES | | MATERIAL NUMBER | |
| | | | | A3-SIZE | | 505110 | | SEE CHART | |
| CUSTOMER | | REVISION | | SHEET NUMBER | | | | | |
| | | A | | 1 OF 3 | | | | | |



CONNECTOR SERIES No.
505110**11 (505110**91)
505110**12 (505110**92)

| | | | | | | | | | |
|------|------|-----|------------|------|------|------|------|--------------------------------------|-----|
| 11.5 | ---- | 24 | 29.4 | 25.4 | 10.9 | 14.9 | 16 | 5051102091 | 20 |
| | | | | | 10.4 | 14.4 | 15.5 | 5051101992 | 19 |
| | | | | | 9.9 | 13.9 | 15 | 5051101892 | 18 |
| | | | | | 9.4 | 13.4 | 14.5 | 5051101792 | 17 |
| | | | | | 8.9 | 12.9 | 14 | 5051101692 | 16 |
| | | | | | 8.4 | 12.4 | 13.5 | 5051101592 | 15 |
| | | | | | 7.9 | 11.9 | 13 | 5051101492 | 14 |
| | | | | | 7.4 | 11.4 | 12.5 | 5051101392 | 13 |
| | | | | | 6.9 | 10.9 | 12 | 5051101292 | 12 |
| | | | | | 6.4 | 10.4 | 11.5 | 5051101192 | 11 |
| | | | | | 5.9 | 9.9 | 11 | 5051101092 | 10 |
| | | | | | 5.4 | 9.4 | 10.5 | 5051100992 | 9 |
| | | | | | 4.9 | 8.9 | 10 | 5051100892 | 8 |
| 4.4 | 8.4 | 9.5 | 5051100792 | 7 | | | | | |
| 3.9 | 7.9 | 9 | 5051100692 | 6 | | | | | |
| 3.4 | 7.4 | 8.5 | 5051100592 | 5 | | | | | |
| 7.5 | ---- | 16 | 21.4 | 17.4 | 2.9 | 6.9 | 8 | 5051100492 | 4 |
| H | G | F | E | D | C | B | A | EMBOSSED PACKAGE オーダー番号 ORDER No. | Ckt |

THIS DRAWING CONTAINS INFORMATION THAT IS PROPRIETARY TO MOLEX ELECTRONIC TECHNOLOGIES, LLC AND SHOULD NOT BE USED WITHOUT WRITTEN PERMISSION

| | | | | | | | |
|--|--------------|----------------------------|---------|--------------------------|-----------------|----------|--------------|
| DIMENSION UNITS mm | SCALE 2:1 | CURRENT REV DESC: | | molex | | | |
| GENERAL TOLERANCES (UNLESS SPECIFIED) | | EC NO: 605617 | | | | | |
| ANGULAR TOL | ± 3.0 ° | DRWN: JASANUMA 2018/09/28 | | PRODUCT CUSTOMER DRAWING | | | |
| 4 PLACES | ± 0.2 | CHK'D: TRSUZUKI 2018/10/10 | | DOCUMENT NUMBER | | | |
| 3 PLACES | ± 0.2 | APPR: RTAKEUCHI 2018/10/10 | | 5051100000-SD | | | |
| 2 PLACES | ± 0.2 | INITIAL REVISION: | | DOC TYPE | | | |
| 1 PLACE | ± 0.25 | DRWN: JASANUMA 2018/09/28 | | PSD | | | |
| 0 PLACES | ± 0.3 | APPR: RTAKEUCHI 2018/10/10 | | DOC PART | | | |
| DRAFT WHERE APPLICABLE MUST REMAIN WITHIN DIMENSIONS | | THIRD ANGLE PROJECTION | DRAWING | SERIES | MATERIAL NUMBER | CUSTOMER | SHEET NUMBER |
| | | | A3-SIZE | 505110 | SEE CHART | | 2 OF 3 |



| | | | | | | | | | |
|---|---|---|---|---|------|------|------|------------------|-----|
| | | | | | 40.9 | 44.9 | 46 | 5051108091 | 80 |
| | | | | | 35.9 | 39.9 | 41 | 5051107091 | 70 |
| | | | | | 34.9 | 38.9 | 40 | 5051106891 | 68 |
| | | | | | 32.9 | 36.9 | 38 | 5051106491 | 64 |
| | | | | | 31.4 | 35.4 | 36.5 | 5051106191 | 61 |
| | | | | | 30.9 | 34.9 | 36 | 5051106091 | 60 |
| | | | | | 30.4 | 34.4 | 35.5 | 5051105991 | 59 |
| | | | | | 29.9 | 33.9 | 35 | 5051105891 | 58 |
| | | | | | 29.4 | 33.4 | 34.5 | 5051105791 | 57 |
| | | | | | 28.9 | 32.9 | 34 | 5051105691 | 56 |
| H | G | F | E | D | C | B | A | EMBOSSED PACKAGE | Ckt |
| | | | | | | | | オーダー番号 ORDER No. | |

| | | | | | | | | | |
|------|------|----|------|------|------|------|------|------------------|-----|
| 26.2 | 52.4 | 56 | 61.4 | 57.4 | 28.4 | 32.4 | 33.5 | 5051105591 | 55 |
| | | | | | 27.9 | 31.9 | 33 | 5051105491 | 54 |
| | | | | | 27.4 | 31.4 | 32.5 | 5051105391 | 53 |
| | | | | | 26.9 | 30.9 | 32 | 5051105291 | 52 |
| | | | | | 26.4 | 30.4 | 31.5 | 5051105191 | 51 |
| | | | | | 25.9 | 29.9 | 31 | 5051105091 | 50 |
| | | | | | 25.4 | 29.4 | 30.5 | 5051104991 | 49 |
| | | | | | 24.9 | 28.9 | 30 | 5051104891 | 48 |
| | | | | | 24.4 | 28.4 | 29.5 | 5051104791 | 47 |
| | | | | | 23.9 | 27.9 | 29 | 5051104691 | 46 |
| | | | | | 23.4 | 27.4 | 28.5 | 5051104591 | 45 |
| | | | | | 22.9 | 26.9 | 28 | 5051104491 | 44 |
| | | | | | 22.4 | 26.4 | 27.5 | 5051104391 | 43 |
| | | | | | 21.9 | 25.9 | 27 | 5051104291 | 42 |
| | | | | | 21.4 | 25.4 | 26.5 | 5051104191 | 41 |
| | | | | | 20.9 | 24.9 | 26 | 5051104091 | 40 |
| | | | | | 20.4 | 24.4 | 25.5 | 5051103991 | 39 |
| | | | | | 19.9 | 23.9 | 25 | 5051103891 | 38 |
| | | | | | 19.4 | 23.4 | 24.5 | 5051103791 | 37 |
| | | | | | 18.9 | 22.9 | 24 | 5051103691 | 36 |
| | | | | | 18.4 | 22.4 | 23.5 | 5051103591 | 35 |
| | | | | | 17.9 | 21.9 | 23 | 5051103491 | 34 |
| | | | | | 17.4 | 21.4 | 22.5 | 5051103391 | 33 |
| | | | | | 16.9 | 20.9 | 22 | 5051103291 | 32 |
| | | | | | 16.4 | 20.4 | 21.5 | 5051103191 | 31 |
| | | | | | 15.9 | 19.9 | 21 | 5051103091 | 30 |
| | | | | | 15.4 | 19.4 | 20.5 | 5051102991 | 29 |
| | | | | | 14.9 | 18.9 | 20 | 5051102891 | 28 |
| | | | | | 14.4 | 18.4 | 19.5 | 5051102791 | 27 |
| | | | | | 13.9 | 17.9 | 19 | 5051102691 | 26 |
| | | | | | 13.4 | 17.4 | 18.5 | 5051102591 | 25 |
| | | | | | 12.9 | 16.9 | 18 | 5051102491 | 24 |
| | | | | | 12.4 | 16.4 | 17.5 | 5051102391 | 23 |
| | | | | | 11.9 | 15.9 | 17 | 5051102291 | 22 |
| | | | | | 11.4 | 15.4 | 16.5 | 5051102191 | 21 |
| H | G | F | E | D | C | B | A | EMBOSSED PACKAGE | Ckt |
| | | | | | | | | オーダー番号 ORDER No. | |



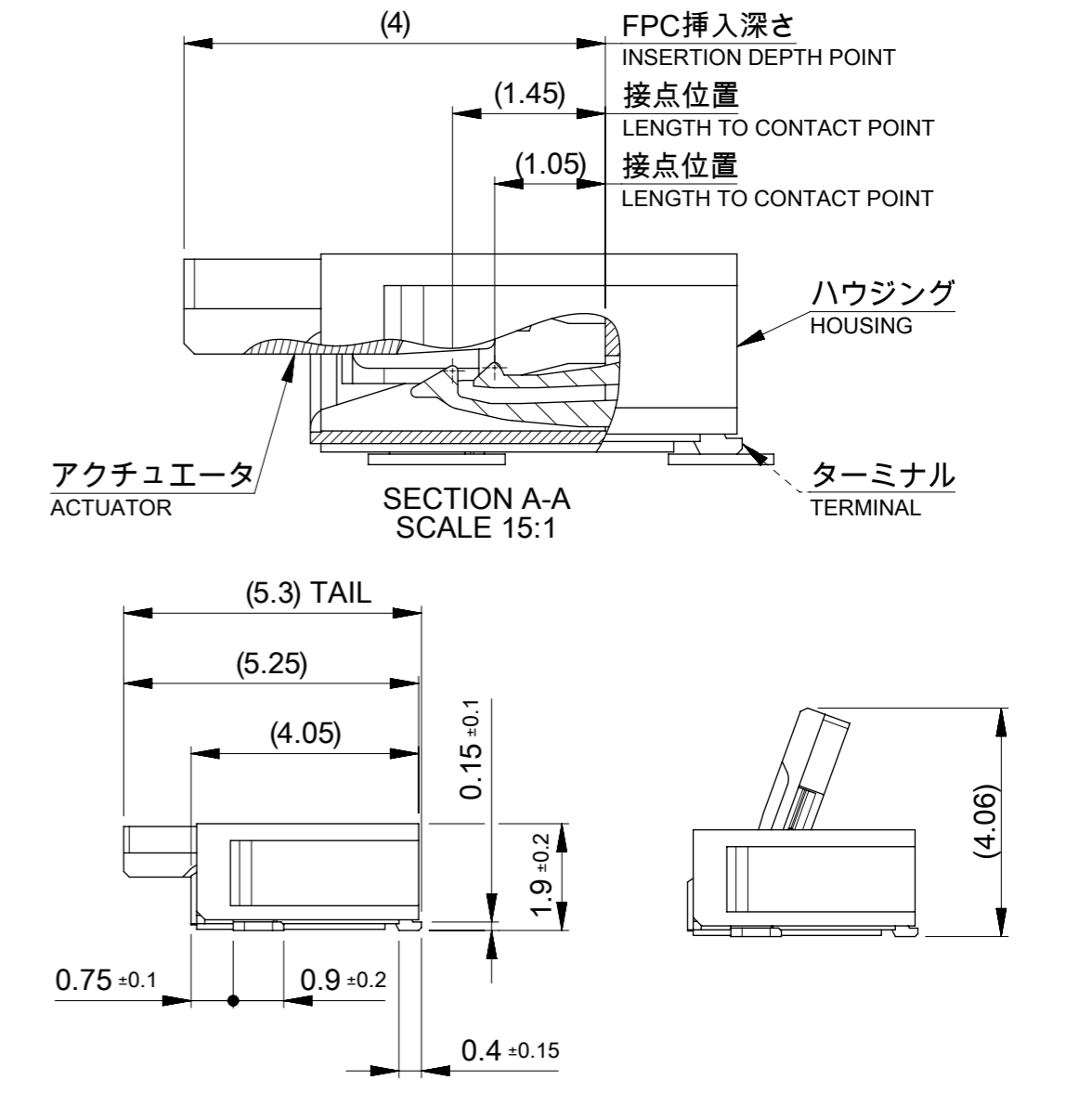
: PICK UP AREA



| | | | | | |
|-------|------|-----|------|------------------|-----|
| 10.07 | 12.6 | 9 | 14.2 | 5051101992 | 19 |
| 9.57 | 12.1 | 8.5 | 13.7 | 5051101892 | 18 |
| 9.07 | 11.6 | 8 | 13.2 | 5051101792 | 17 |
| 8.57 | 11.1 | 7.5 | 12.7 | 5051101692 | 16 |
| 8.07 | 10.6 | 7 | 12.2 | 5051101592 | 15 |
| 7.57 | 10.1 | 6.5 | 11.7 | 5051101492 | 14 |
| 7.07 | 9.6 | 6 | 11.2 | 5051101392 | 13 |
| 6.57 | 9.1 | 5.5 | 10.7 | 5051101292 | 12 |
| 6.07 | 8.6 | 5 | 10.2 | 5051101192 | 11 |
| 5.57 | 8.1 | 4.5 | 9.7 | 5051101092 | 10 |
| 5.07 | 7.6 | 4 | 9.2 | 5051100992 | 9 |
| 4.57 | 7.1 | 3.5 | 8.7 | 5051100892 | 8 |
| 4.07 | 6.6 | 3 | 8.2 | 5051100792 | 7 |
| 3.57 | 6.1 | 2.5 | 7.7 | 5051100692 | 6 |
| 3.07 | 5.6 | 2 | 7.2 | 5051100592 | 5 |
| 2.57 | 5.1 | 1.5 | 6.7 | 5051100492 | 4 |
| D | C | B | A | EMBOSSED PACKAGE | Ckt |
| | | | | オーダー番号 ORDER No. | |

THIS DRAWING CONTAINS INFORMATION THAT IS PROPRIETARY TO MOLEX ELECTRONIC TECHNOLOGIES, LLC AND SHOULD NOT BE USED WITHOUT WRITTEN PERMISSION

| | | | | | | |
|--|---------------------|-------------------|------------|----------------------------|--|--|
| DIMENSION UNITS mm | SCALE 8:1 | CURRENT REV DESC: | | molex | | |
| GENERAL TOLERANCES (UNLESS SPECIFIED) | | EC NO: 720907 | | | | |
| ANGULAR TOL ± 3.0 ° | 4 PLACES ± 0.2 | DRWN: RAJMOK | 2022/09/21 | PRODUCT CUSTOMER DRAWING | | |
| 3 PLACES ± 0.2 | 2 PLACES ± 0.2 | CHK'D: YNUKANOBU | 2022/09/22 | DOCUMENT NUMBER | | |
| 1 PLACE ± 0.25 | 0 PLACES ± 0.3 | APPR: YNAITO | 2022/09/22 | DOC TYPE DOC PART REVISION | | |
| DRAFT WHERE APPLICABLE MUST REMAIN WITHIN DIMENSIONS | | INITIAL REVISION: | 2018/10/01 | 5051101000-SD | | |
| THIRD ANGLE PROJECTION | | DRWN: JASANUMA | 2018/10/10 | PSD 000 B | | |
| DRAWING | | APPR: RTAKEUCHI | | MATERIAL NUMBER | | |
| A3-SIZE | | SERIES | 505110 | CUSTOMER | | |
| SHEET NUMBER | | | | 1 OF 4 | | |



| | | | | | | | | | | | | | | | | | | | | | | | |
|------|------|------|------|------------|----|------|------|------|------|------------------|-----|------|------|------|------|------------------|-----|------|------|------|------|------------------|-----|
| 40.5 | 43.1 | 39.5 | 44.7 | 5051108091 | 80 | 25 | 27.6 | 24 | 29.2 | 5051104991 | 49 | 20 | 22.6 | 19 | 24.2 | 5051103991 | 39 | 15 | 17.6 | 14 | 19.2 | 5051102991 | 29 |
| 35.5 | 38.1 | 34.5 | 39.7 | 5051107091 | 70 | 24.5 | 27.1 | 23.5 | 28.7 | 5051104891 | 48 | 19.5 | 22.1 | 18.5 | 23.7 | 5051103891 | 38 | 14.5 | 17.1 | 13.5 | 18.7 | 5051102891 | 28 |
| 34.5 | 37.1 | 33.5 | 38.7 | 5051106891 | 68 | 24 | 26.6 | 23 | 28.2 | 5051104791 | 47 | 19 | 21.6 | 18 | 23.2 | 5051103791 | 37 | 14 | 16.6 | 13 | 18.2 | 5051102791 | 27 |
| 32.5 | 35.1 | 31.5 | 36.7 | 5051106491 | 64 | 23.5 | 26.1 | 22.5 | 27.7 | 5051104691 | 46 | 18.5 | 21.1 | 17.5 | 22.7 | 5051103691 | 36 | 13.5 | 16.1 | 12.5 | 17.7 | 5051102691 | 26 |
| 31 | 33.6 | 30 | 35.2 | 5051106191 | 61 | 23 | 25.6 | 22 | 27.2 | 5051104591 | 45 | 18 | 20.6 | 17 | 22.2 | 5051103591 | 35 | 13 | 15.6 | 12 | 17.2 | 5051102591 | 25 |
| 30.5 | 33.1 | 29.5 | 34.7 | 5051106091 | 60 | 22.5 | 25.1 | 21.5 | 26.7 | 5051104491 | 44 | 17.5 | 20.1 | 16.5 | 21.7 | 5051103491 | 34 | 12.5 | 15.1 | 11.5 | 16.7 | 5051102491 | 24 |
| 30 | 32.6 | 29 | 34.2 | 5051105991 | 59 | 22 | 24.6 | 21 | 26.2 | 5051104391 | 43 | 17 | 19.6 | 16 | 21.2 | 5051103391 | 33 | 12 | 14.6 | 11 | 16.2 | 5051102391 | 23 |
| 29.5 | 32.1 | 28.5 | 33.7 | 5051105891 | 58 | 21.5 | 24.1 | 20.5 | 25.7 | 5051104291 | 42 | 16.5 | 19.1 | 15.5 | 20.7 | 5051103291 | 32 | 11.5 | 14.1 | 10.5 | 15.7 | 5051102291 | 22 |
| 29 | 31.6 | 28 | 33.2 | 5051105791 | 57 | 21 | 23.6 | 20 | 25.2 | 5051104191 | 41 | 16 | 18.6 | 15 | 20.2 | 5051103191 | 31 | 11 | 13.6 | 10 | 15.2 | 5051102191 | 21 |
| 28.5 | 31.1 | 27.5 | 32.7 | 5051105691 | 56 | 20.5 | 23.1 | 19.5 | 24.7 | 5051104091 | 40 | 15.5 | 18.1 | 14.5 | 19.7 | 5051103091 | 30 | 10.5 | 13.1 | 9.5 | 14.7 | 5051102091 | 20 |
| 28 | 30.6 | 27 | 32.2 | 5051105591 | 55 | D | C | B | A | EMBOSSED PACKAGE | Ckt | D | C | B | A | EMBOSSED PACKAGE | Ckt | D | C | B | A | EMBOSSED PACKAGE | Ckt |
| 27.5 | 30.1 | 26.5 | 31.7 | 5051105491 | 54 | | | | | オーダー番号 ORDER No. | | | | | | オーダー番号 ORDER No. | | | | | | オーダー番号 ORDER No. | |
| 27 | 29.6 | 26 | 31.2 | 5051105391 | 53 | | | | | EMBOSSED PACKAGE | Ckt | | | | | EMBOSSED PACKAGE | Ckt | | | | | EMBOSSED PACKAGE | Ckt |
| 26.5 | 29.1 | 25.5 | 30.7 | 5051105291 | 52 | | | | | オーダー番号 ORDER No. | | | | | | オーダー番号 ORDER No. | | | | | | オーダー番号 ORDER No. | |
| 26 | 28.6 | 25 | 30.2 | 5051105191 | 51 | | | | | オーダー番号 ORDER No. | | | | | | オーダー番号 ORDER No. | | | | | | オーダー番号 ORDER No. | |
| 25.5 | 28.1 | 24.5 | 29.7 | 5051105091 | 50 | | | | | オーダー番号 ORDER No. | | | | | | オーダー番号 ORDER No. | | | | | | オーダー番号 ORDER No. | |

THIS DRAWING CONTAINS INFORMATION THAT IS PROPRIETARY TO MOLEX ELECTRONIC TECHNOLOGIES, LLC AND SHOULD NOT BE USED WITHOUT WRITTEN PERMISSION

| | | | |
|--|---------|-------------------|-----------------|
| DIMENSION UNITS | SCALE | CURRENT REV DESC: | |
| mm | 8:1 | | |
| GENERAL TOLERANCES (UNLESS SPECIFIED) | | | |
| ANGULAR TOL | ± 3.0° | | |
| 4 PLACES | ± 0.2 | EC NO: 720907 | 2022/09/21 |
| 3 PLACES | ± 0.2 | DRWN: RAJMOK | 2022/09/22 |
| 2 PLACES | ± 0.2 | CHK'D: YNUKANOBU | 2022/09/22 |
| 1 PLACE | ± 0.25 | APPR: YNAITO | 2022/09/22 |
| 0 PLACES | ± 0.3 | INITIAL REVISION: | |
| DRAFT WHERE APPLICABLE MUST REMAIN WITHIN DIMENSIONS | | | |
| THIRD ANGLE PROJECTION | DRAWING | SERIES | MATERIAL NUMBER |
| | A3-SIZE | 505110 | 5051101000-SD |
| CUSTOMER | | SHEET NUMBER | |
| | | 2 OF 4 | |

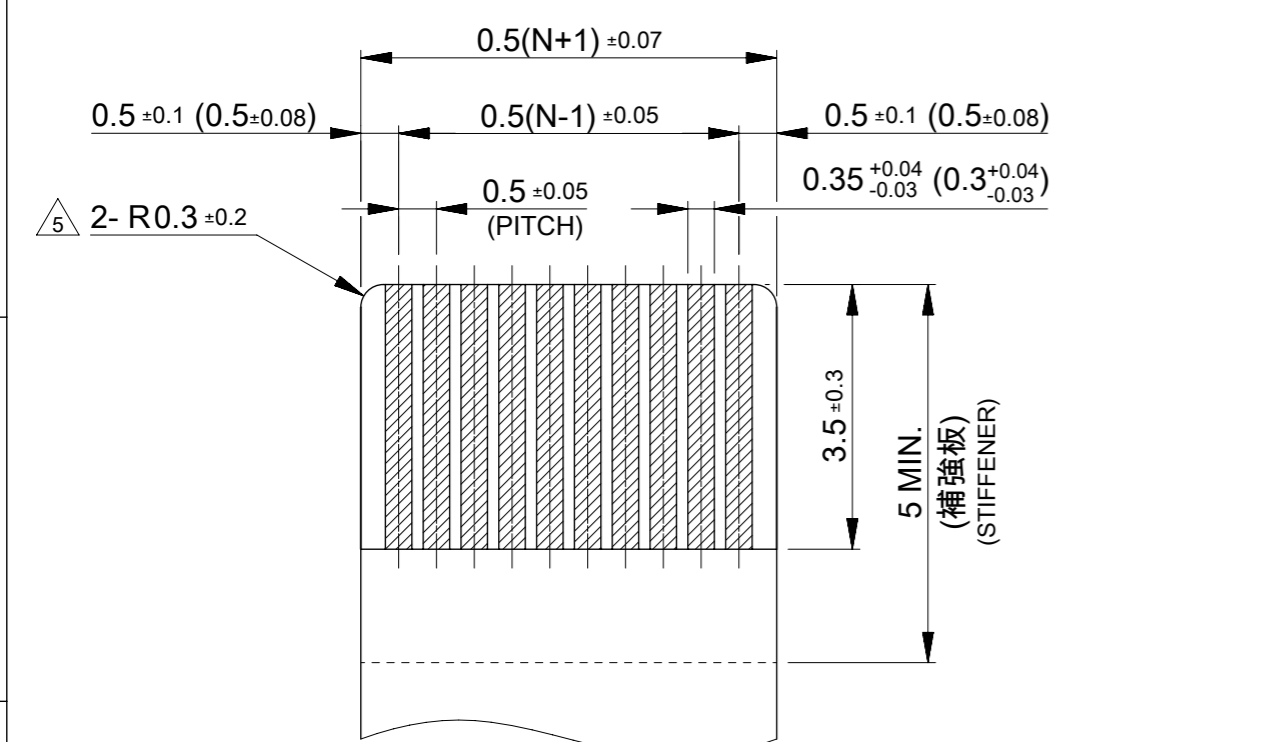
DOCUMENT STATUS | P1 | RELEASE DATE | 2022/09/22 11:54:33

CONNECTOR SERIES No. 505110**11

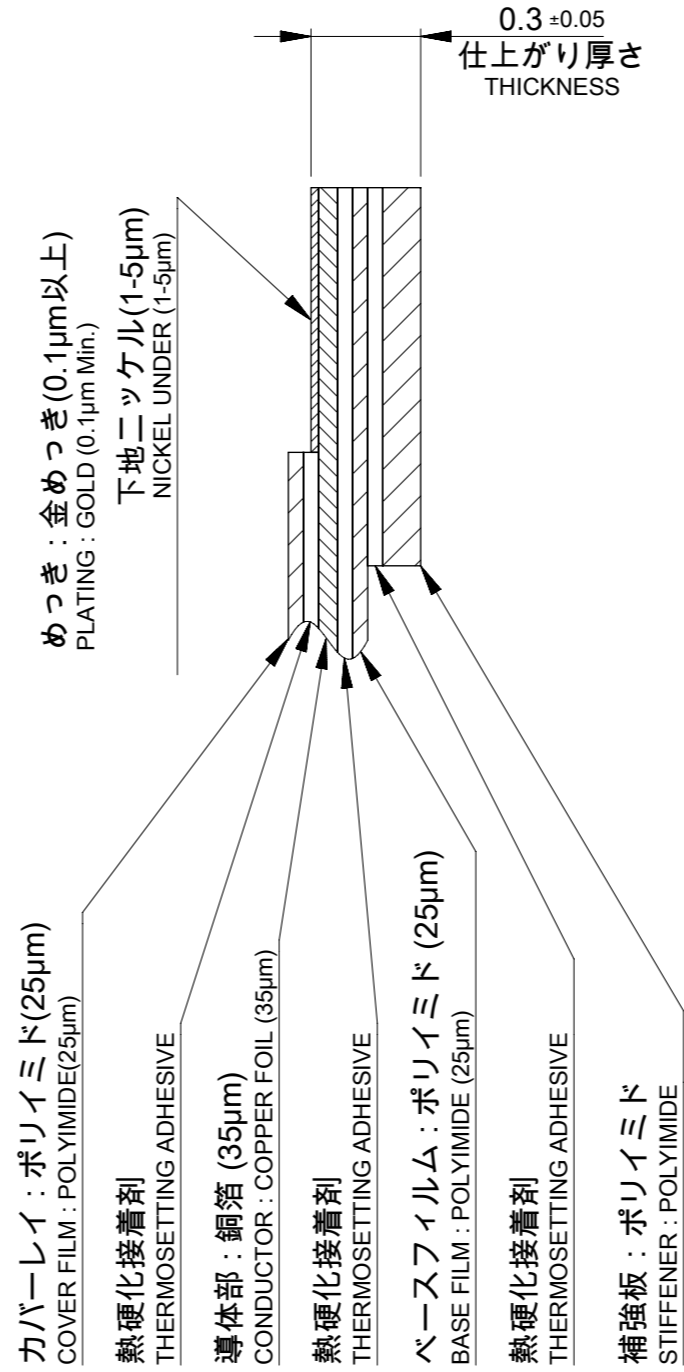
DATE: 2021/05/01



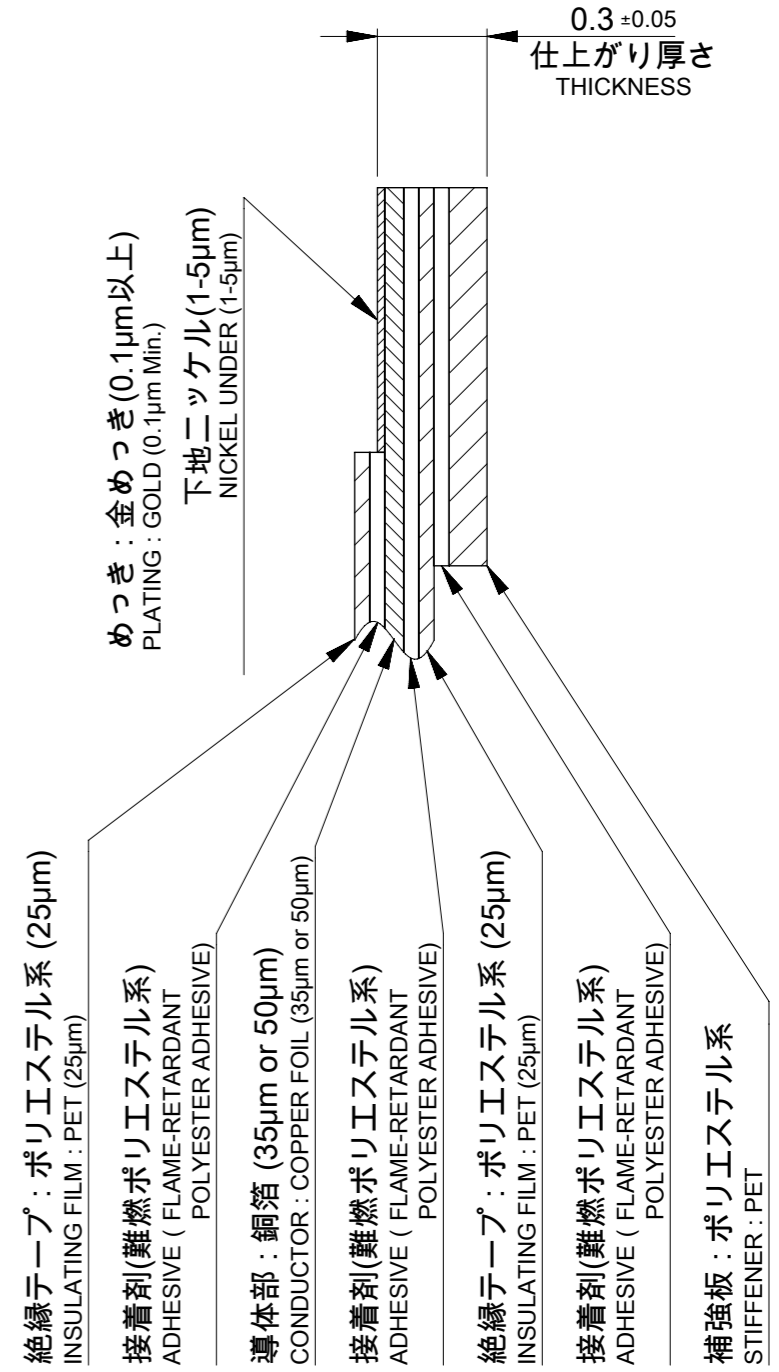
適合FPC/FFC推奨寸法
 APPLICABLE FPC/FFC RECOMMENDED DIMENSION
 (): FFCに適用
 (): APPLY TO FFC



適合FPC/FFC推奨寸法
 APPLICABLE FPC/FFC RECOMMENDED DIMENSION
 (): FFCに適用
 (): APPLY TO FFC

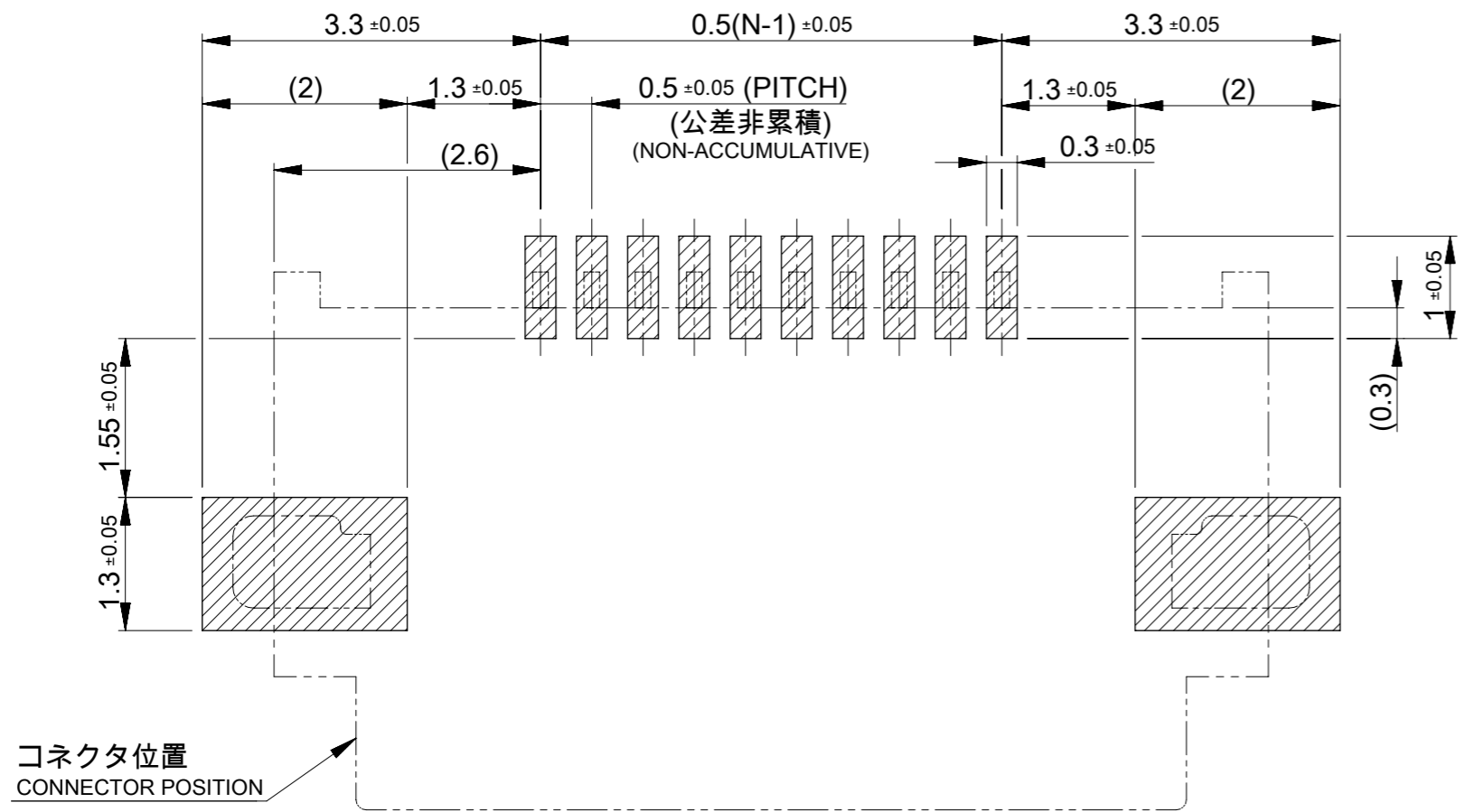


FPC構成推奨仕様
 STRUCTURE OF FPC



FFC構成推奨仕様
 STRUCTURE OF FFC

| | | | | | | | | | |
|---|--|-------|---------|-------------------|--------|------------|-----------------|------------|----------|
| THIS DRAWING CONTAINS INFORMATION THAT IS PROPRIETARY TO MOLEX ELECTRONIC TECHNOLOGIES, LLC AND SHOULD NOT BE USED WITHOUT WRITTEN PERMISSION | | | | | | | | | |
| DIMENSION UNITS | | SCALE | | CURRENT REV DESC: | | | | | |
| mm | | 10:1 | | | | | | | |
| GENERAL TOLERANCES (UNLESS SPECIFIED) | | | | | | | | | |
| ANGULAR TOL ± 3.0° | | | | | | | | | |
| 4 PLACES ± 0.2 | | | | | | | | | |
| 3 PLACES ± 0.2 | | | | | | | | | |
| 2 PLACES ± 0.2 | | | | | | | | | |
| 1 PLACE ± 0.25 | | | | | | | | | |
| 0 PLACES ± 0.3 | | | | | | | | | |
| DRAFT WHERE APPLICABLE MUST REMAIN WITHIN DIMENSIONS | | | | | | | | | |
| THIRD ANGLE PROJECTION | | | DRAWING | | SERIES | | MATERIAL NUMBER | | CUSTOMER |
| | | | A3-SIZE | | 505110 | | 5051101000-SD | | PSD |
| EC NO: 720907 | | | | DRWN: RAJMOK | | 2022/09/21 | | 2022/09/22 | |
| CHK'D: YNUKANOBU | | | | APPR: YNAITO | | 2022/09/22 | | 2022/09/22 | |
| INITIAL REVISION: | | | | DRWN: JASANUMA | | 2018/10/01 | | 2018/10/10 | |
| APPR: RTAKEUCHI | | | | | | | | | |
| DOCUMENT NUMBER | | | | DOC TYPE | | DOC PART | | REVISION | |
| 5051101000-SD | | | | PSD | | 000 | | B | |
| SHEET NUMBER | | | | 3 OF 4 | | | | | |



推奨基板レイアウト
RECOMMENDED P.W.B PATTERN LAYOUT

参考マスク厚 : 100µm
REFERENCE SCREEN THICKNESS : 100µm

参考マスク開口率 : 100%
REFERENCE SCREEN OPEN RATIO : 100%

FPC/FFCについて ABOUT FPC/FFC

打ち抜き方向は導体側から補強板側を推奨します。
導体部については軟箔銅35µmまたは50µmを推奨します。
FFCに規定された定格温度がFFC単体前提である場合が御座います。
コネクタと組み合わせた実使用において、接着層が劣化するなどの信頼性を満足できないケースを回避するため、
実機での評価/確認をお願いいたします。

RECOMMENDED PUNCHING DIRECTION : FROM CONDUCTOR SIDE TO STIFFENER SIDE
RECOMMENDED CONDUCTOR SPEC : SOFT COPPER FOIL
RECOMMENDED CONDUCTOR THICKNESS : 35 MICROMETER OR 50 MICROMETER
NOTE : WHEN ACTUALLY USING IT WITH CONNECTOR, PLEASE DO THE EVALUATION AND THE CONFIRMATION WITH AN ACTUAL EQUIPMENT TO EVADE THE CASE WHERE RELIABILITY CANNOT BE FILLED (THE ADHESIVE LINE OF FFC IS DETERIORATED ETC.)

FPCについて ABOUT FPC

補強フィルム材質はポリイミドを推奨します。ベースフィルムは25µmを推奨します。
接着剤は熱硬化接着剤を推奨します。
尚、接着剤の接点部への付着は導通不良の原因になりますので、染み出しが無い様お願い致します。

RECOMMENDED STIFFENER MATERIAL : POLYIMIDE
RECOMMENDED BASE FILM THICKNESS : 25 MICROMETER
RECOMMENDED ADHESIVE : THERMOSETTING ADHESIVE
NOTE : PLEASE PUT APPROPRIATE AMOUNT OF ADHESIVE ON ADHEREND BECAUSE THERE IS A POSSIBILITY THAT THE EXTRA ADHESIVE CAUSES THE DEFECT IN ELECTRICAL CONTINUITY.

注記 NOTES

1. 使用材料 MATERIAL
ハウジング : 液晶ポリマー ガラス充填、UL94V-0 (ベージュ)
HOUSING : LIQUID CRYSTAL POLYMER GLASS FILLED, UL94V-0 (BEIGE)
アクチュエータ : ポリアミド ガラス充填、UL94V-0 (黒)
ACTUATOR : POLYAMIDE GLASS FILLED, UL94V-0 (BLACK)
ターミナル : リン青銅 (t=0.15)
TERMINAL : PHOSPHOR BRONZE
金具 : リン青銅 (t=0.15)
FITTING NAIL : PHOSPHOR BRONZE
2. めっき仕様 PLATING
ターミナル TERMINAL
コンタクト部 : 部分金めっき (0.05µm以上)
CONTACT AREA : SEPARATED GOLD PLATING (0.05µm MINIMUM)
テール部 : 部分金めっき
SOLDER TAIL AREA : SEPARATED GOLD PLATING
下地:ニッケルめっき (1.0µm以上)
UNDERPLATE : NICKEL OVERALL (1.0µm MINIMUM)
金具 FITTING NAIL
錫めっき (1.0µm以上)
TIN PLATING (1.0µm MINIMUM)
下地:ニッケルめっき (1.0µm以上)
UNDER PLATING : NICKEL PLATING (1.0µm MINIMUM)
3. エンボステープ梱包時は、アクチュエータが閉じた状態とする。
IN THE PACKAGE, ACTUATOR OF PART SHOULD BE CLOSED.
4. パターン剥離止め用金具
FITTING NAIL FOR PREVENTING PEELING OF P.W.B. PATTERN.
5. R0.3はFPC/FFC導体部にかからないこと。
R0.3 MUST NOT BE OVERLAPPED TO PATTERN OF FPC/FFC.
6. N : 極数 N : CIRCUIT
7. テールと金具を併せた平坦度は0.1mm以下とする。
TAILS AND NAILS COPLANALITY TO BE 0.1mm MAXIMUM.

| | | | | | | | | | |
|---|--|------------------------|--|-----------------------------|--|--------|--|-----------------------------|--|
| THIS DRAWING CONTAINS INFORMATION THAT IS PROPRIETARY TO MOLEX ELECTRONIC TECHNOLOGIES, LLC AND SHOULD NOT BE USED WITHOUT WRITTEN PERMISSION | | | | | | | | | |
| DIMENSION UNITS | | SCALE | | CURRENT REV DESC: | | | | molex | |
| mm | | 15:1 | | | | | | | |
| GENERAL TOLERANCES (UNLESS SPECIFIED) | | | | EC NO: 720907 | | | | 0.5 FPC ZIF 2 CONT HSG ASSY | |
| ANGULAR TOL ± 3.0° | | | | DRWN: RAJMOK 2022/09/21 | | | | | |
| 4 PLACES ± 0.2 | | | | CHK'D: YNUKANOBU 2022/09/22 | | | | PRODUCT CUSTOMER DRAWING | |
| 3 PLACES ± 0.2 | | | | APPR: YNAITO 2022/09/22 | | | | | |
| 2 PLACES ± 0.2 | | | | INITIAL REVISION: | | | | DOCUMENT NUMBER | |
| 1 PLACE ± 0.25 | | | | DRWN: JASANUMA 2018/10/01 | | | | | |
| 0 PLACES ± 0.3 | | | | APPR: RTAKEUCHI 2018/10/10 | | | | 5051101000-SD | |
| DRAFT WHERE APPLICABLE MUST REMAIN WITHIN DIMENSIONS | | THIRD ANGLE PROJECTION | | DRAWING | | SERIES | | CUSTOMER | |
| | | ⊕ | | A3-SIZE | | 505110 | | SHEET NUMBER | |
| | | | | | | | | 4 OF 4 | |