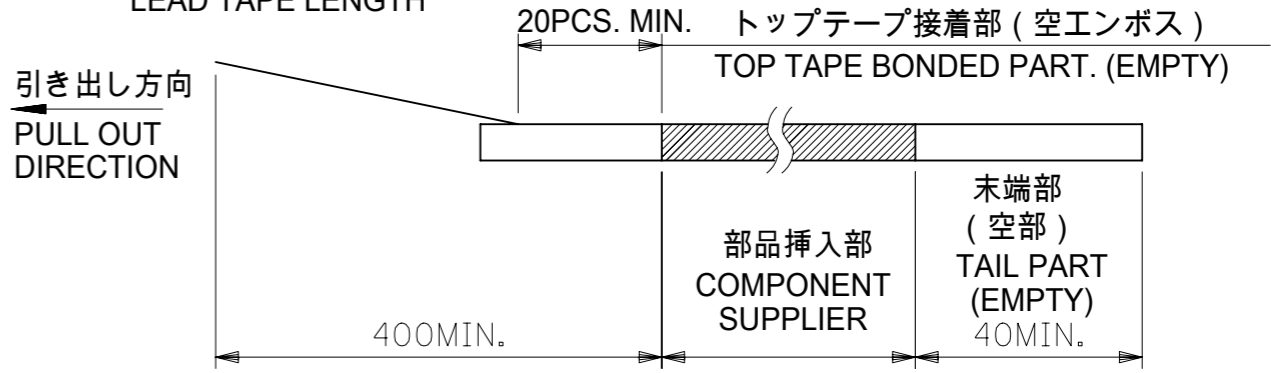


注記 NOTES

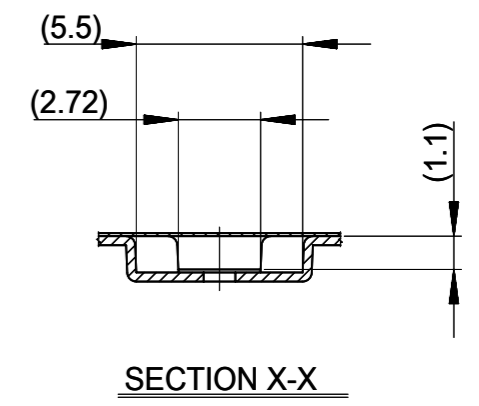
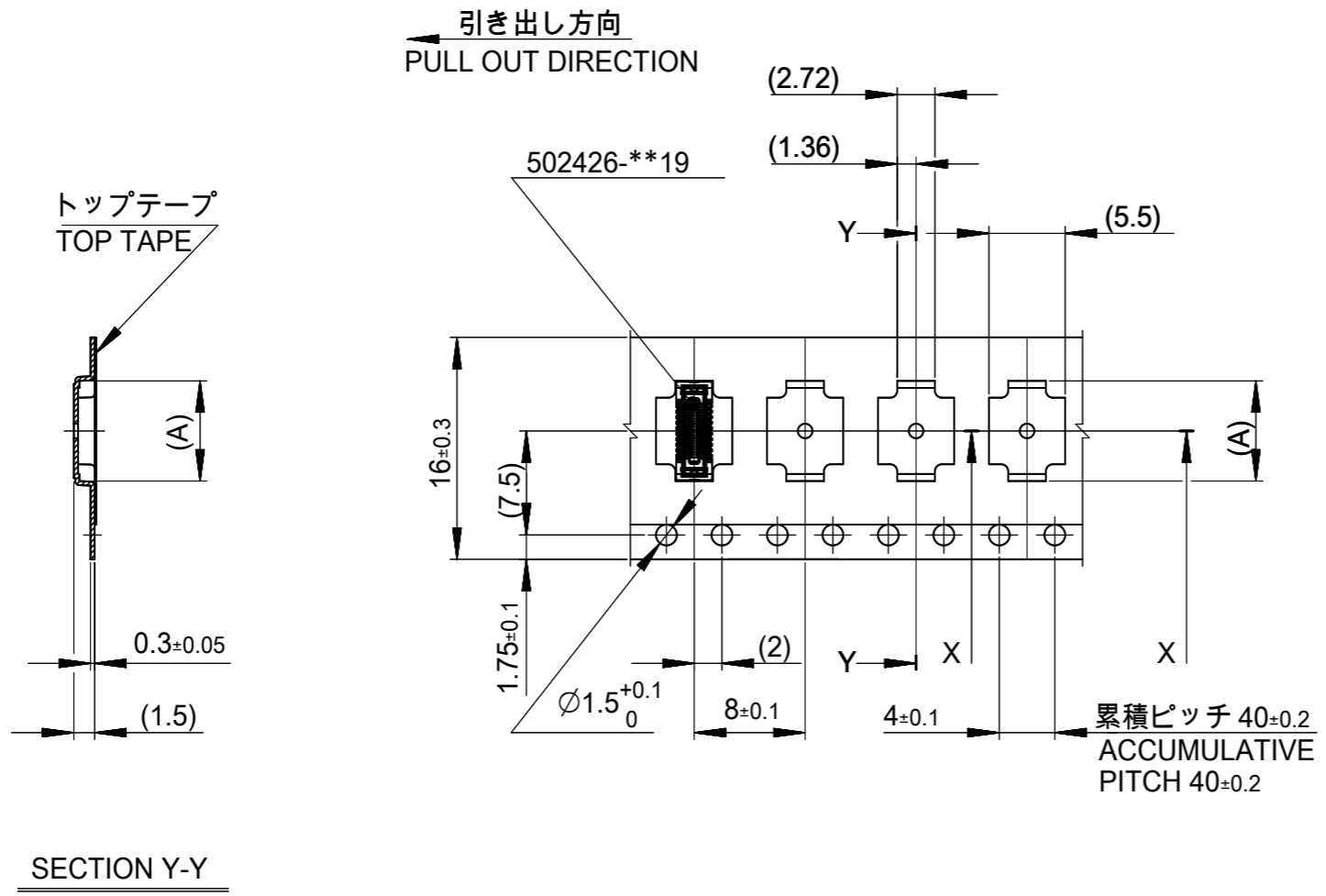
- 製品詳細寸法については製品単体図面を参照下さい。
DETAIL DIMENSIONS, SEE PRODUCT DRAWING.
- 梱包数量 : 7000個 / リール
NUMBER OF CONNECTORS : 7000PCS/REEL
- リードテープ長さ
LEAD TAPE LENGTH



- 材料 MATERIAL
 キャリアテープ(CARRIER TAPE) : ポリスチレン(POLYSTYRENE)
 トップテープ(TOP TAPE) : PET,OTHER
 リール(REEL):ポリスチレン(PS)<リサイクル材を含む>
 POLYSTYRENE(PS) <RECYCLE MATERIAL CONTAINED >
- 環境負荷物質の管理のため「化学物質ガイドライン(MCSS)」の内容を満足すること。
MUST MEET THE "MOLEX CHEMICAL SUBSTANCES SPECIFICATION (MCSS)" TO CONTROL ENVIRONMENTAL HAZARDOUS SUBSTANCES.

MODEL NO. 502426-**12

THIS DRAWING CONTAINS INFORMATION THAT IS PROPRIETARY TO MOLEX ELECTRONIC TECHNOLOGIES, LLC AND SHOULD NOT BE USED WITHOUT WRITTEN PERMISSION		CURRENT REV DESC:		molex	
DIMENSION UNITS	SCALE				
mm	NTS			0.4 B TO B CONN. HGT=1.0 REC ASSY EMBSTP PKG	
GENERAL TOLERANCES (UNLESS SPECIFIED)		EC NO: 781651		PRODUCT CUSTOMER DRAWING	
ANGULAR TOL	± 3.0 °	DRWN: RAJAGN	2024/03/28	DOCUMENT NUMBER	
4 PLACES	± 0.03	CHK'D: HSHIMOYAMA	2024/04/01	5024260000	
3 PLACES	± 0.03	APPR: YNAITO	2024/04/02	DOC TYPE	DOC PART
2 PLACES	± 0.05	INITIAL REVISION:		PSD	000
1 PLACE	± 0.1	DRWN: YSHIBATA	2016/12/13	REVISION	
0 PLACES	± 0.2	APPR: MSASAO	2017/01/19	D	
DRAFT WHERE APPLICABLE MUST REMAIN WITHIN DIMENSIONS		THIRD ANGLE PROJECTION	DRAWING	SERIES	MATERIAL NUMBER
			A3-SIZE	502426	SEE SHEET 2-4
				CUSTOMER	SHEET NUMBER
				GENERAL	1 OF 4

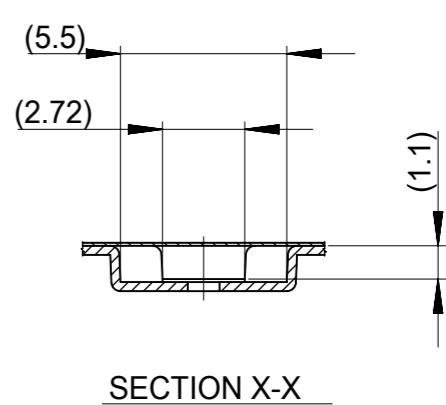
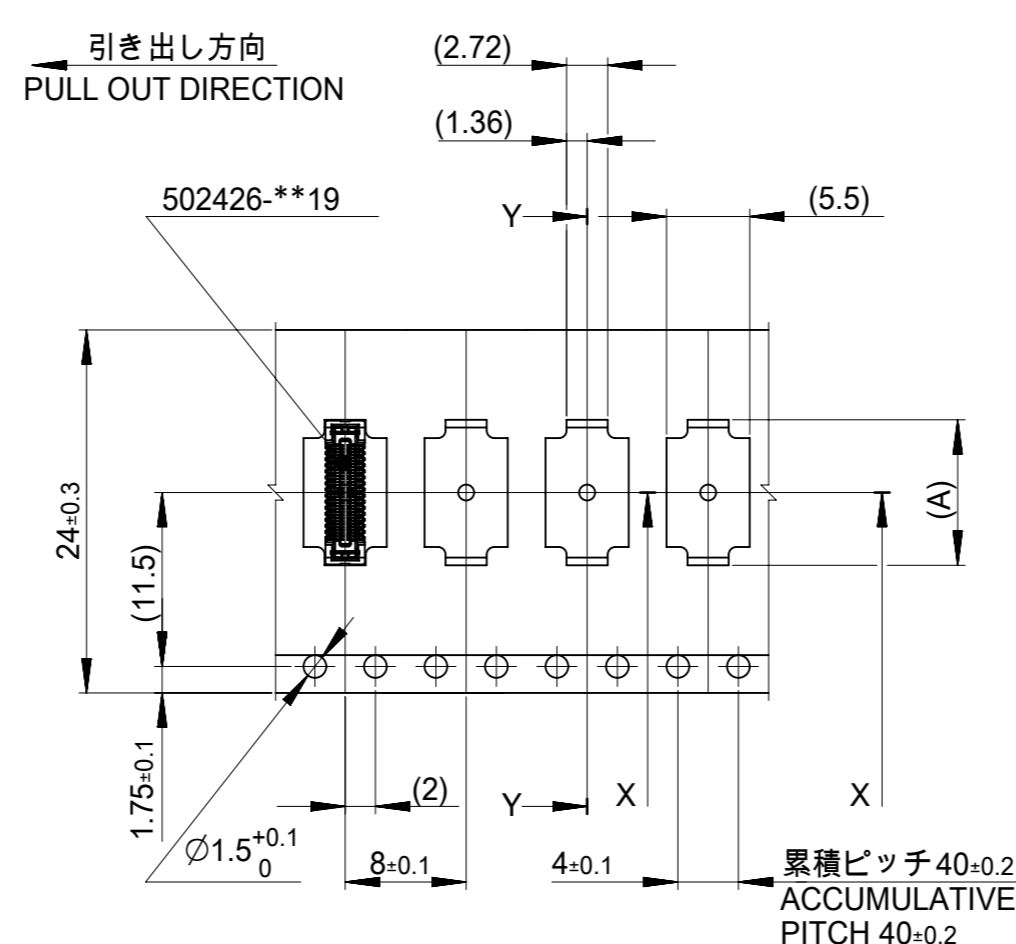
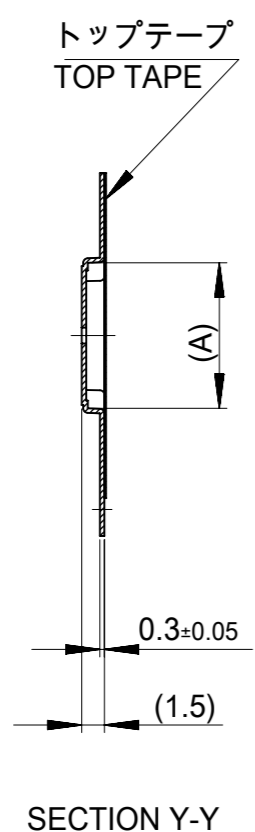


16mm 幅キャリアテープ
16mm WIDTH CARRIER TAPE

16	21.4	17.4	8.42	502426-2612	26
			8.02	502426-2412	24
			7.62	502426-2212	22
			7.22	502426-2012	20
			6.02	502426-1412	14
			4.82	502426-0812	8
キャリアテープ幅 CARRIER TAPE WIDTH			C	B	(A)
			MATERIAL No.		CKT.
			MODEL No.		502426-**-12

THIS DRAWING CONTAINS INFORMATION THAT IS PROPRIETARY TO MOLEX ELECTRONIC TECHNOLOGIES, LLC AND SHOULD NOT BE USED WITHOUT WRITTEN PERMISSION

DIMENSION UNITS mm	SCALE NTS	CURRENT REV DESC:		molex		
GENERAL TOLERANCES (UNLESS SPECIFIED)		EC NO: 781651				
ANGULAR TOL	± 3.0°	DRWN: RAJAGN		2024/03/28		
4 PLACES	± 0.03	CHK'D: HSHIMUYAMA		2024/04/01		
3 PLACES	± 0.03	APPR: YNAITO		2024/04/02		
2 PLACES	± 0.05	INITIAL REVISION:		DOCUMENT NUMBER		
1 PLACE	± 0.1	DRWN: YSHIBATA		5024260000		DOC TYPE
0 PLACES	± 0.2	APPR: MSASAO		2016/12/13		DOC PART
DRAFT WHERE APPLICABLE MUST REMAIN WITHIN DIMENSIONS		THIRD ANGLE PROJECTION	DRAWING	SERIES	MATERIAL NUMBER	CUSTOMER
			A3-SIZE	502426	SEE TABLE	GENERAL
						REVISION
						000 D
						2 OF 4

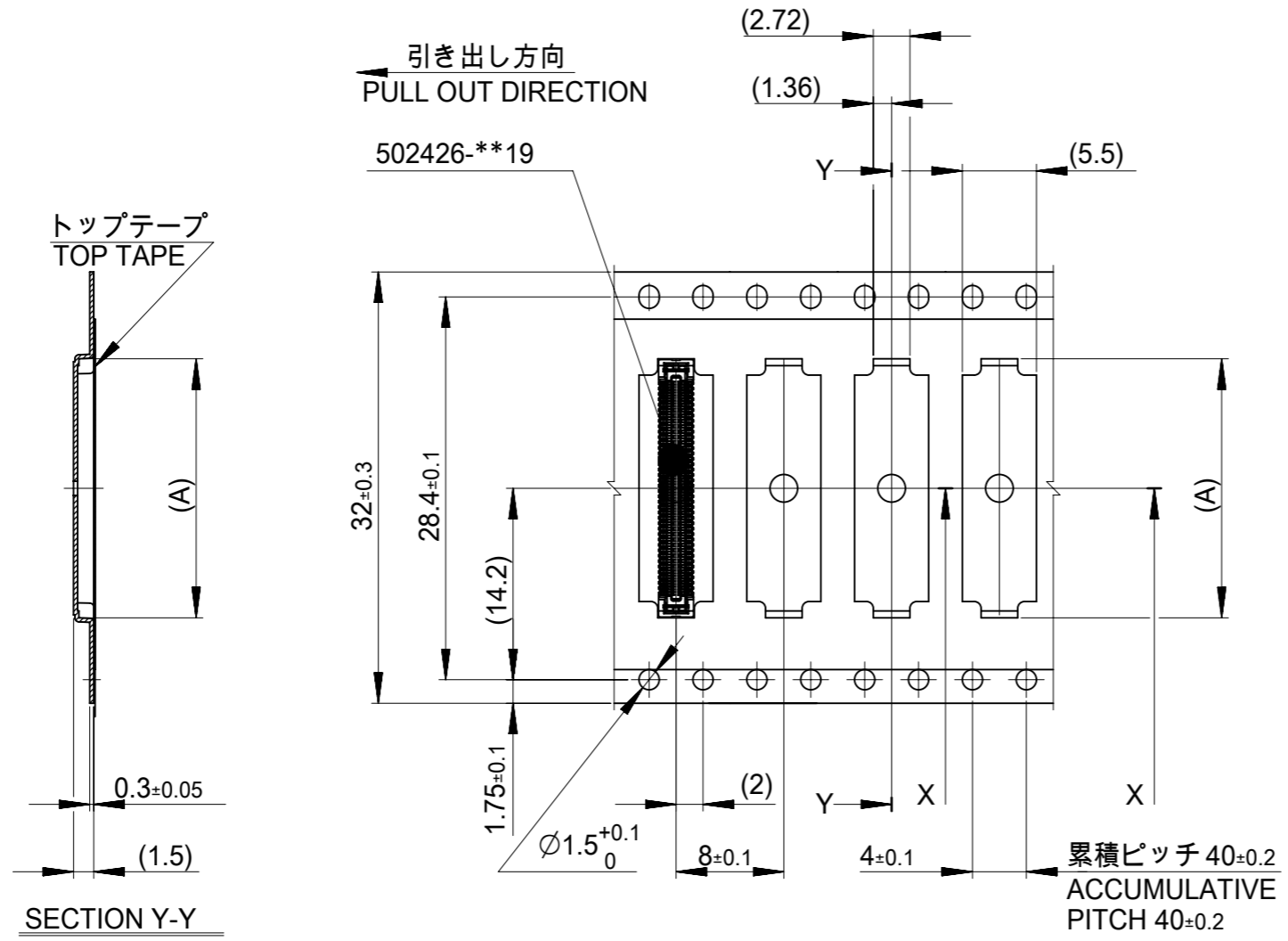


24mm 幅キャリアテープ
24mm WIDTH CARRIER TAPE

24	29.4	25.4	16.02	502426-6412	64		
			15.22	502426-6012	60		
			13.22	502426-5012	50		
			12.02	502426-4412	44		
			11.22	502426-4012	40		
			10.02	502426-3412	34		
			9.62	502426-3212	32		
			9.22	502426-3012	30		
キャリアテープ幅 CARRIER TAPE WIDTH			C	B	(A)	MATERIAL No.	CKT.
						MODEL No.	502426-**-12

THIS DRAWING CONTAINS INFORMATION THAT IS PROPRIETARY TO MOLEX ELECTRONIC TECHNOLOGIES, LLC AND SHOULD NOT BE USED WITHOUT WRITTEN PERMISSION

DIMENSION UNITS	SCALE	CURRENT REV DESC:		molex			
mm	NTS						
GENERAL TOLERANCES (UNLESS SPECIFIED)		EC NO: 781651		0.4 B TO B CONN. HGT=1.0 REC ASSY EMBSTP PKG			
ANGULAR TOL	± 3.0°	DRWN: RAJAGN 2024/03/28					
4 PLACES	± 0.03	CHK'D: HSHIMOYAMA 2024/04/01		PRODUCT CUSTOMER DRAWING			
3 PLACES	± 0.03	APPR: YNAITO 2024/04/02					
2 PLACES	± 0.05	INITIAL REVISION:		DOCUMENT NUMBER	DOC TYPE	DOC PART	REVISION
1 PLACE	± 0.1	DRWN: YSHIBATA 2016/12/13		5024260000	PSD	000	D
0 PLACES	± 0.2	APPR: MSASAO 2017/01/19					
DRAFT WHERE APPLICABLE MUST REMAIN WITHIN DIMENSIONS		THIRD ANGLE PROJECTION	DRAWING	SERIES	MATERIAL NUMBER	CUSTOMER	
			A3-SIZE	502426	SEE TABLE	GENERAL	
						SHEET NUMBER	
						3 OF 4	



32mm 幅キャリアテープ
32mm WIDTH CARRIER TAPE

32	37.4	33.4	21.22	502426-9012	90
			19.22	502426-8012	80
			17.22	502426-7012	70
キャリアテープ幅 CARRIER TAPE WIDTH		C	B	(A)	MATERIAL No. CKT.
					MODEL No. 502426-**12

THIS DRAWING CONTAINS INFORMATION THAT IS PROPRIETARY TO MOLEX ELECTRONIC TECHNOLOGIES, LLC AND SHOULD NOT BE USED WITHOUT WRITTEN PERMISSION

DIMENSION UNITS mm	SCALE NTS	CURRENT REV DESC:		molex		
GENERAL TOLERANCES (UNLESS SPECIFIED)		EC NO: 781651				
ANGULAR TOL	± 3.0 °	DRWN: RAJAGN 2024/03/28		PRODUCT CUSTOMER DRAWING		
4 PLACES	± 0.03	CHK'D: HSHIMOYAMA 2024/04/01		DOCUMENT NUMBER		
3 PLACES	± 0.03	APPR: YNAITO 2024/04/02		5024260000		
2 PLACES	± 0.05	INITIAL REVISION:		DOC TYPE	DOC PART	REVISION
1 PLACE	± 0.1	DRWN: YSHIBATA 2016/12/13		PSD	000	D
0 PLACES	± 0.2	APPR: MSASAO 2017/01/19		SHEET NUMBER		
DRAFT WHERE APPLICABLE MUST REMAIN WITHIN DIMENSIONS		THIRD ANGLE PROJECTION	DRAWING	SERIES	MATERIAL NUMBER	CUSTOMER
			A3-SIZE	502426	SEE TABLE	GENERAL

10

9

8

7

6

5

4

3

2

1

F

F

E

E

D

D

C

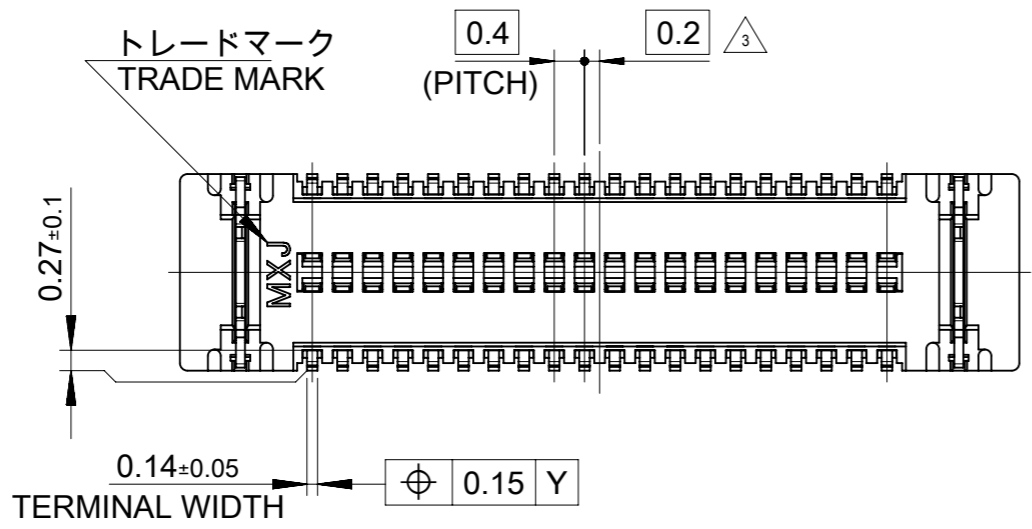
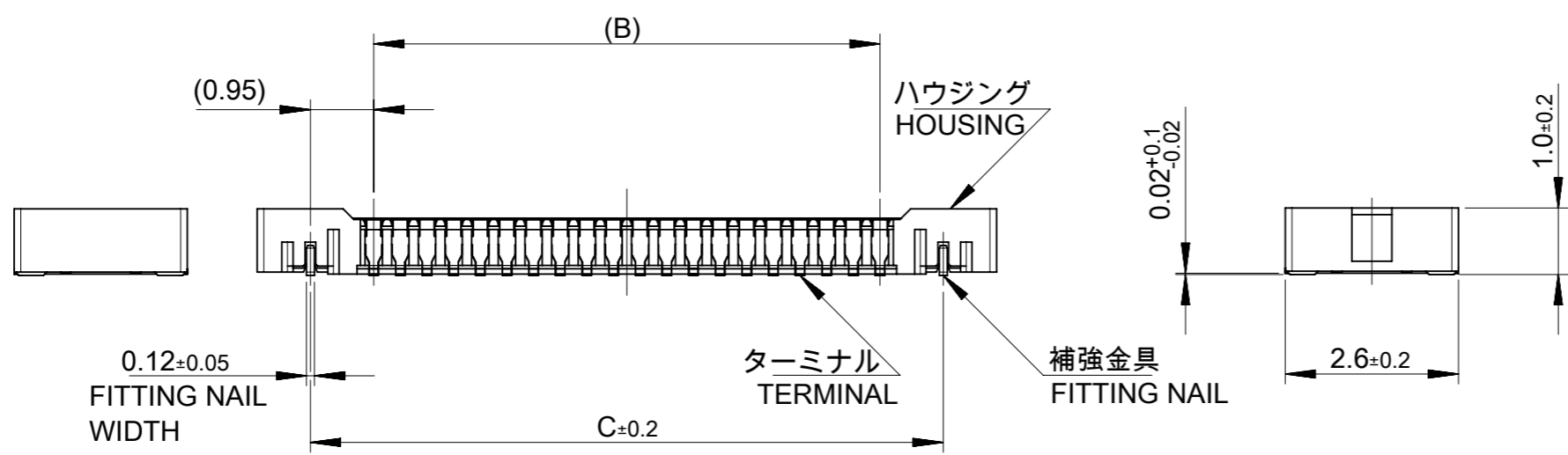
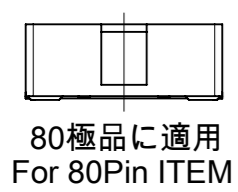
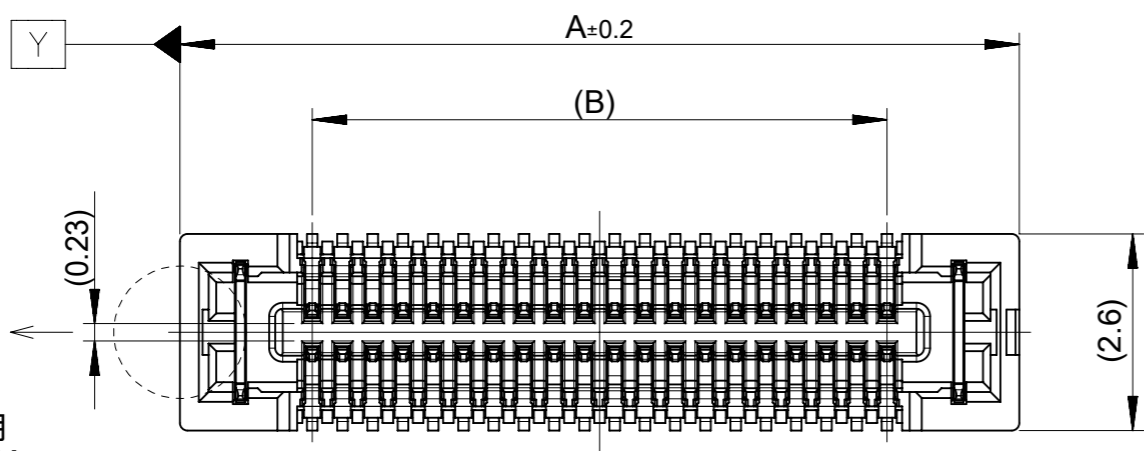
C

B

B

A

A



19.5	17.6	21.1	502426-9012	90
17.5	15.6	19.1	502426-8012	80
15.5	13.6	17.1	502426-7012	70
14.3	12.4	15.9	502426-6412	64
13.5	11.6	15.1	502426-6012	60
11.5	9.6	13.1	502426-5012	50
10.3	8.4	11.9	502426-4412	44
9.5	7.6	11.1	502426-4012	40
8.3	6.4	9.9	502426-3412	34
7.9	6.0	9.5	502426-3212	32
7.5	5.6	9.1	502426-3012	30
6.7	4.8	8.3	502426-2612	26
6.3	4.4	7.9	502426-2412	24
5.9	4.0	7.5	502426-2212	22
5.5	3.6	7.1	502426-2012	20
4.3	2.4	5.9	502426-1412	14
3.1	1.2	4.7	502426-0812	8
C	B	A	EMBOSSED PACKAGE	極数
オーダー番号 ORDER No.				CIRCUITS

FUNCTIONAL SYMBOLS ▽A = 0 ▽E = 0 ▽P = 0	THIS DRAWING CONTAINS INFORMATION THAT IS PROPRIETARY TO MOLEX ELECTRONIC TECHNOLOGIES, LLC AND SHOULD NOT BE USED WITHOUT WRITTEN PERMISSION	SCALE 10:1	CURRENT REV DESC:		
	GENERAL TOLERANCES (UNLESS SPECIFIED)	mm	molex		
DIVISIONAL SYMBOLS	ANGULAR TOL ± 3.0°	EC NO: 781651		0.4 B TO B CONN. HGT=1.0 W=2.6 REC ASSY	
	4 PLACES ± 0.03	DRWN: RAJAGN 2024/03/28		PRODUCT CUSTOMER DRAWING	
	3 PLACES ± 0.03	CHK'D: HSHIMUYAMA 2024/04/01		DOCUMENT NUMBER	
	2 PLACES ± 0.05	APPR: YNAITO 2024/04/02		5024261000	
1 PLACE ± 0.1	INITIAL REVISION:		DOC TYPE	DOC PART	REVISION
0 PLACES ± 0.2	DRWN: YSHIBATA 2016/12/13		PSD	000	D
	APPR: MSASAO 2017/01/19		SHEET NUMBER		
DRAFT WHERE APPLICABLE MUST REMAIN WITHIN DIMENSIONS	THIRD ANGLE PROJECTION	DRAWING	SERIES	MATERIAL NUMBER	CUSTOMER
	⊗	A3-SIZE	502426	SEE TABLE	GENERAL

9

8

7

6

5

4

3

2

1

注記 NOTE

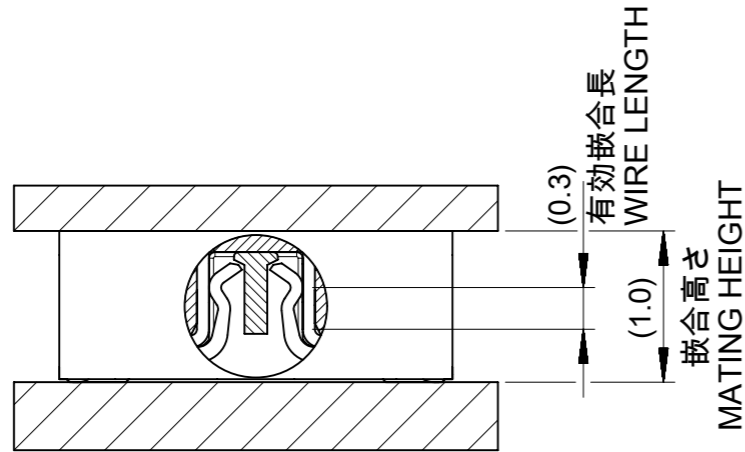
1. 使用材料 MATERIAL
 ハウジング：液晶ポリマー (LCP) ガラス充填 UL94V-0 (黒)
 HOUSING: LIQUID CRYSTAL POLYMER (GLASS FILLED) UL94V-0 (COLOR: BLACK)
 ターミナル：りん青銅 (t=0.1)
 TERMINAL : PHOSPHOR BRONZE (t=0.1)
 金具：りん青銅 (t=0.12)
 FITTING NAIL : PHOSPHOR BRONZE (t=0.12)

2. メッキ仕様 PLATING
 ターミナル TERMINAL
 コンタクト部：金メッキ0.1マイクロメートル以上
 CONTACT AREA : GOLD 0.1 MICROMETER MINIMUM.
 テール部：金メッキ0.05マイクロメートル以上
 TAIL AREA : GOLD 0.05 MICROMETER MINIMUM.
 下地メッキ：ニッケルメッキ 1.0マイクロメートル以上
 UNDER PLATING : NICKEL 1.0 MICROMETER MINIMUM
 ※コンタクト部とテール部はニッケルメッキによって分断されている金メッキです。
 DIVIDE INTO PARTS THE GOLD PLATING OF THE CONTACT AND THE TAIL PART BY THE NICKEL PLATING.

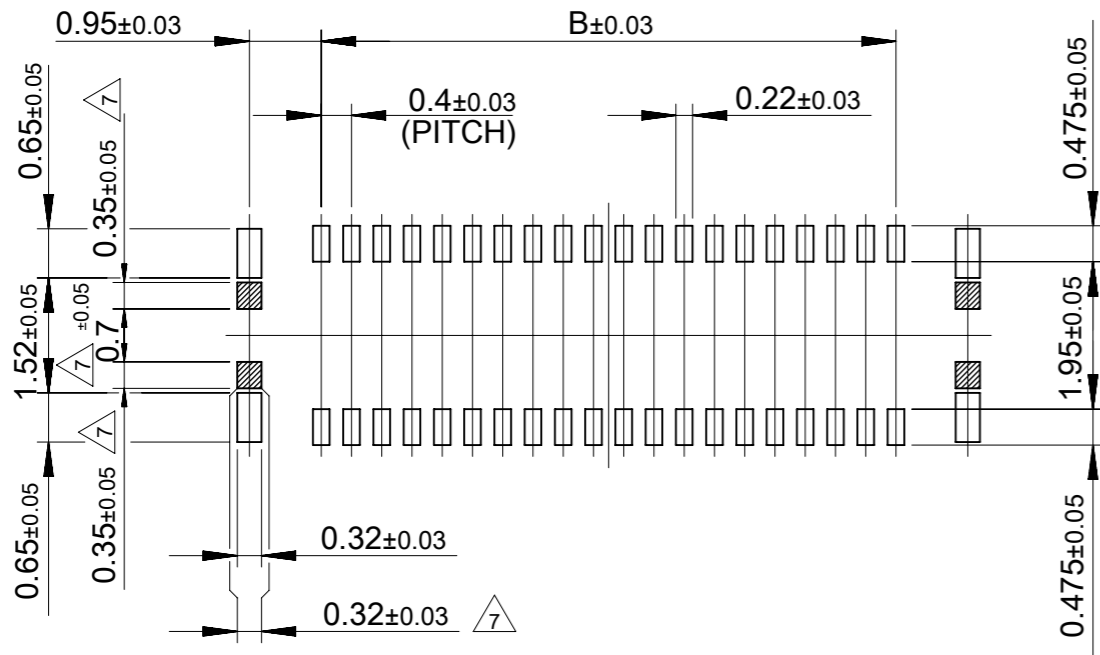
金具 FITTING NAIL

- フラッシュ金メッキ
FLASH Au PLATING
- 下地メッキ：ニッケルメッキ 1.0マイクロメートル以上
UNDER PLATING : NICKEL 1.0 MICROMETER MINIMUM

- △3 (全極数 / 2) = 偶数の場合に適用。
APPLY FOR (CIRCUIT/2)=EVEN.
4. 嵌合相手：502430シリーズ
MATE WITH : 502430 SERIES.
5. テール平坦度は、0.08以下
TAIL COPLANARITY TO BE 0.08 MAXIMUM.
テール及び金具の平坦度は、0.1以下
TAIL AND FITTING NAIL COPLANARITY TO BE 0.1 MAXIMUM.
6. 環境負荷物質の管理のため「化学物質ガイドライン(MCSS)」の内容を満足すること。
MUST MEET THE "MOLEX CHEMICAL SUBSTANCES SPECIFICATION(MCSS)" TO CONTROL ENVIRONMENTALLY HAZARDOUS SUBSTANCES.
- △7 斜線部はパターン書込み禁止範囲と半田禁止範囲を示す。
ただし、斜線部に補強金具と同一配線を配置する場合はレジストを施し、この部分に半田は無きこと。
NO PATTERN CIRCUIT AND NO SOLDER ALLOWED IN THE SHADED AREA.
HOWEVER, IF NEEDED TO ADD A TRACE OF THE SAME CIRCUIT, PUT THE SOLDER-RESIST, YET NO SOLDER ALLOWED IN THE AREA.



嵌合断面図 (参考)
MATED DRAWING (REFERENCE)



P.C. BOARD PATTERN LAYOUT
(REFERENCE)

FUNCTIONAL SYMBOLS	THIS DRAWING CONTAINS INFORMATION THAT IS PROPRIETARY TO MOLEX ELECTRONIC TECHNOLOGIES, LLC AND SHOULD NOT BE USED WITHOUT WRITTEN PERMISSION		CURRENT REV DESC:		molex	
△A = 0	mm	SCALE	10:1			
△E = 0	GENERAL TOLERANCES (UNLESS SPECIFIED)		EC NO: 781651		0.4 B TO B CONN. HGT=1.0 W=2.6 REC ASSY	
△P = 0	ANGULAR TOL ± 3.0°		DRWN: RAJAGN 2024/03/28			
DIVISIONAL SYMBOLS	4 PLACES ± 0.03	3 PLACES ± 0.03	2 PLACES ± 0.05	1 PLACE ± 0.1	0 PLACES ± 0.2	2024/04/01
	INITIAL REVISION:		DRWN: YSHIBATA 2016/12/13		PRODUCT CUSTOMER DRAWING	
	APPR: MSASAO		2017/01/19		DOCUMENT NUMBER	
	DRAFT WHERE APPLICABLE MUST REMAIN WITHIN DIMENSIONS		THIRD ANGLE PROJECTION	DRAWING	SERIES	5024261000
			A3-SIZE	502426	MATERIAL NUMBER	PSD 000 D
				SEE SHEET 1	CUSTOMER	GENERAL
						2 OF 2