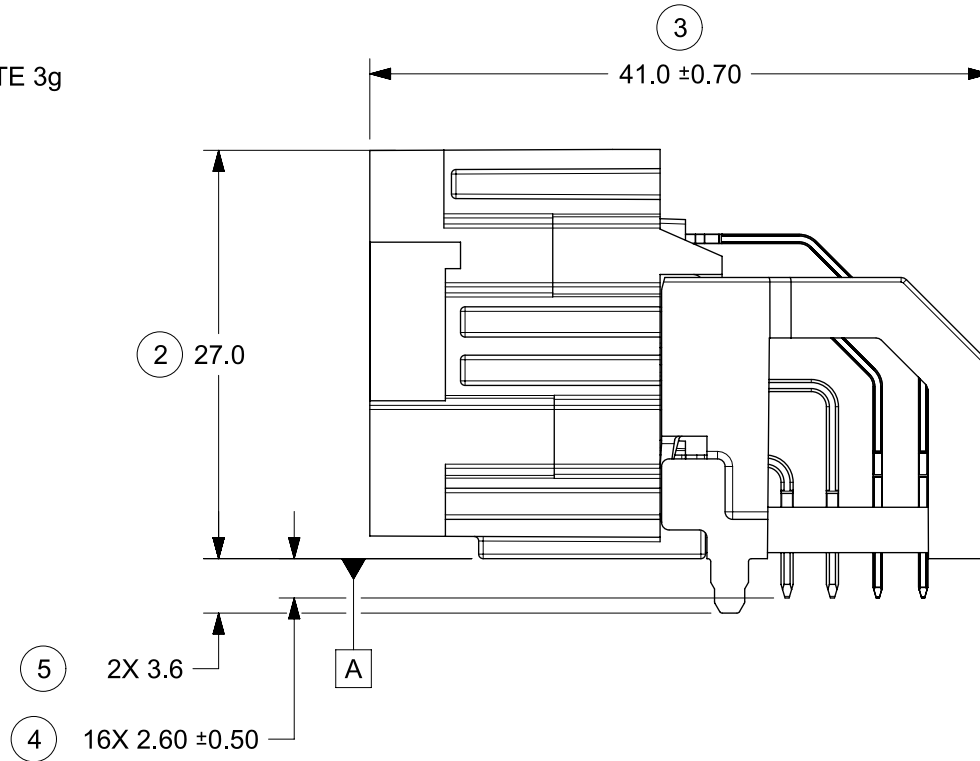
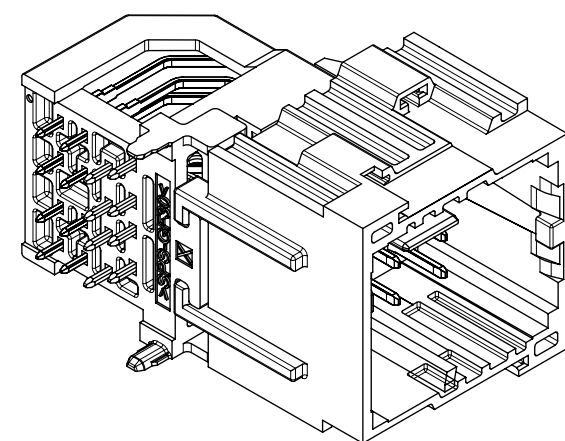
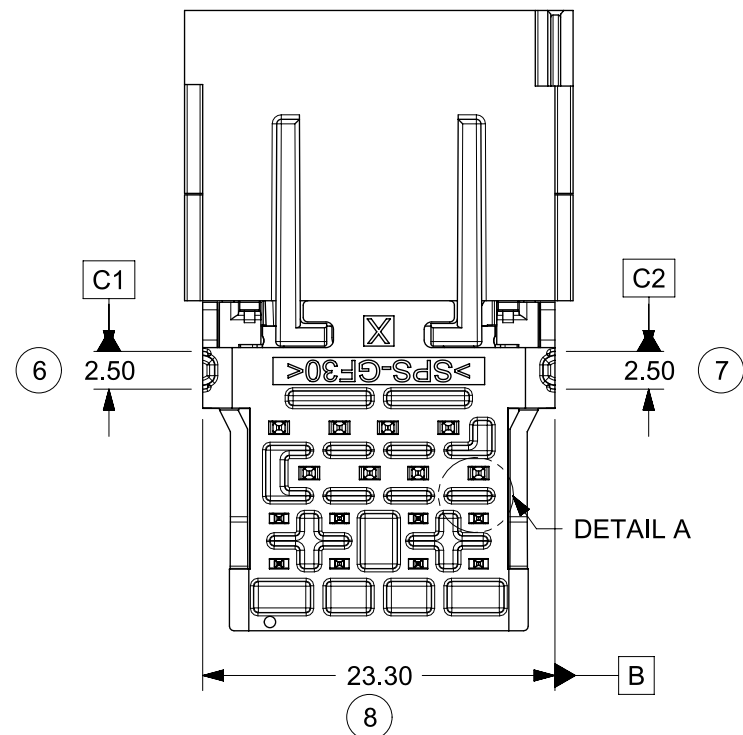


KEY 1
PART NO. 2005020121



PART NUMBER TUBE PACKAGING 2005028100	PART NUMBER TRAY PACKAGING 2005062105-PK	KEY	COLOR	TERMINAL QUANTITIES	
				1.2mm	2.8mm
2005020121	2005021121	1	BLACK	8	4
2005020122	2005021122	2	GREEN		
2005020123	2005021123	3	PURPLE		
2005020124	2005021124	4	GRAY		

FOUR (4) KEYS AVAILABLE
SEE INTERFACE DRAWING
SD-160026-002 FOR DEFINITION

NOTES: VALID UNLESS OTHERWISE SPECIFIED

1. GENERAL:

- a. APPLICATION SPECIFICATION: 2005060000-AS
- b. PRODUCT SPECIFICATION: 2005060001-PS
CLASSIFICATIONS T1V1S1 TO GMW 3191 2012
DEGREE OF PROTECTION IP20 TO ISO 20653 WITH MOLEX MATING CONNECTOR
- c. PACKAGING SPECIFICATION PER MOLEX DRAWING

2. DESIGN - MATERIALS:

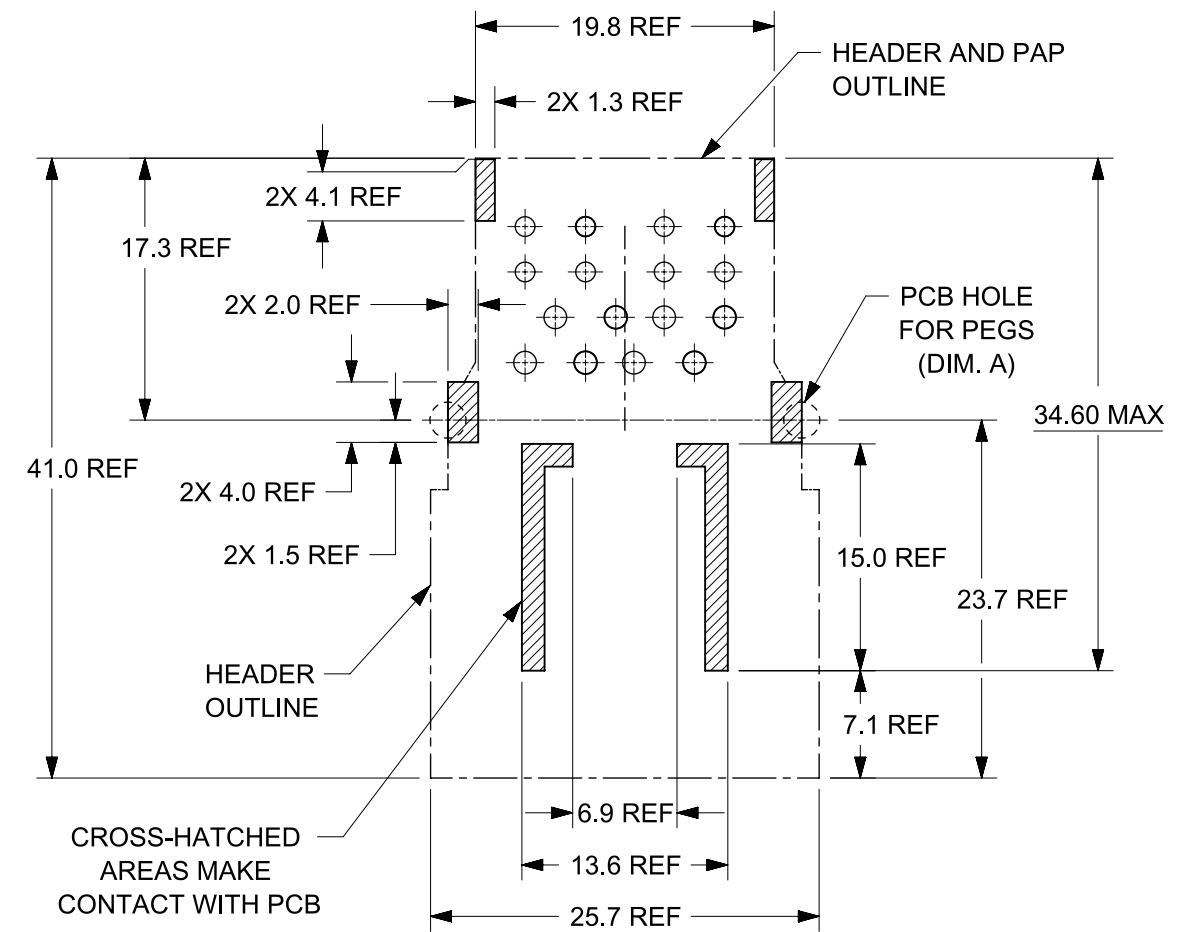
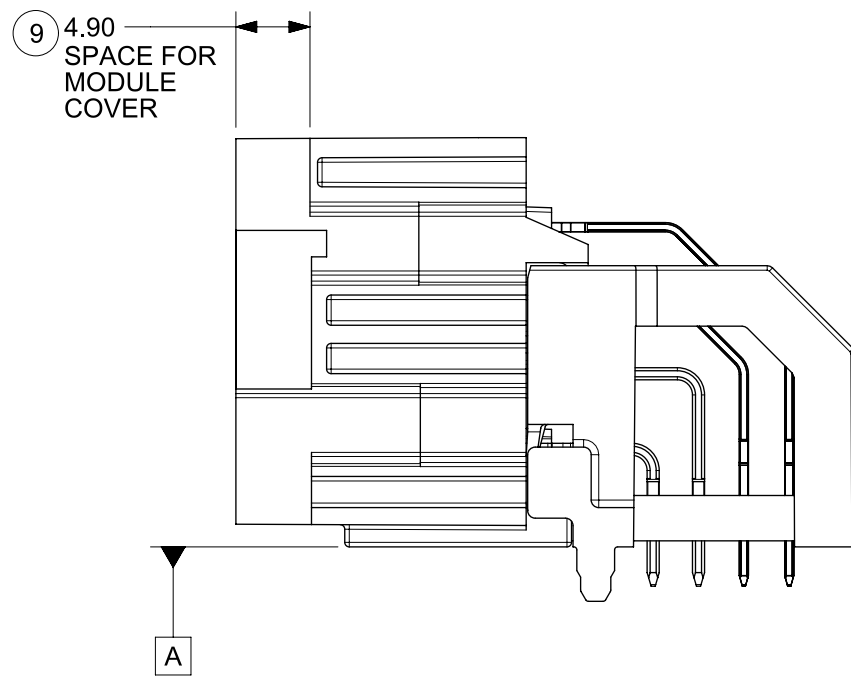
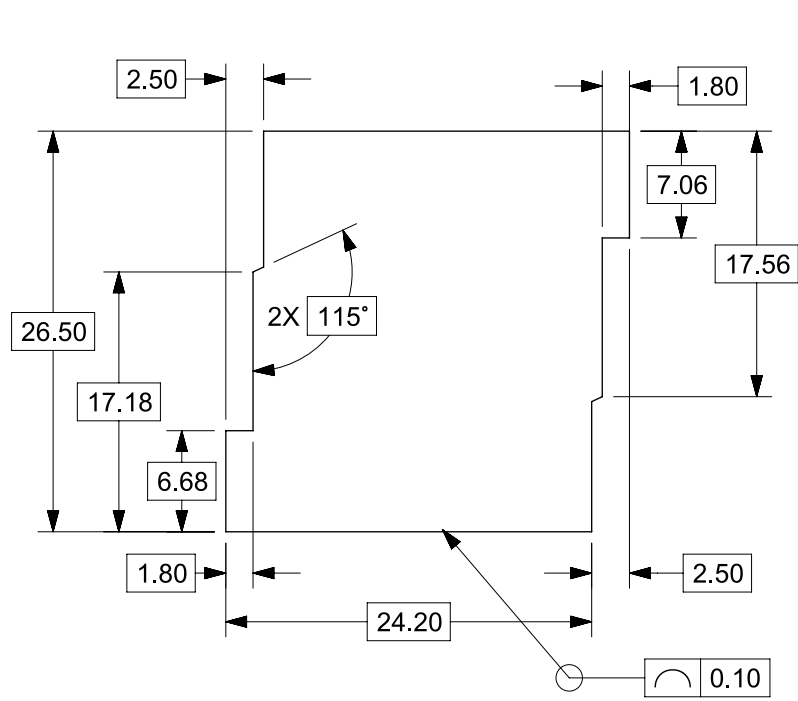
- a. HOUSING: SPS 30% GF
- b. BLADE TERMINALS:
 - 1. 1.2MM BLADES
BASE MATERIAL: COPPER ALLOY
CONDUCTIVITY ≥ 28% IACS @ 20°C
UNDERPLATE: OVERALL NICKEL
OVERPLATE: OVERALL TIN
 - 2. 2.8MM BLADES
BASE MATERIAL: COPPER ALLOY
CONDUCTIVITY ≥ 40% IACS @ 20°C
UNDERPLATE: OVERALL NICKEL
OVERPLATE: OVERALL TIN

3. DESIGN - GEOMETRY:

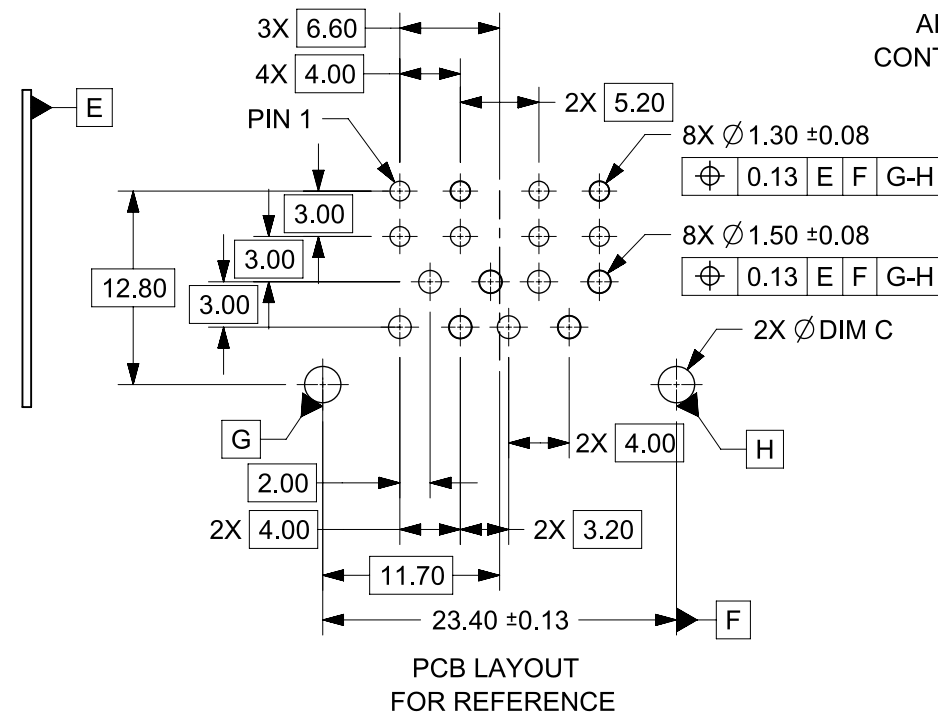
- a. ALL GRAPHIC DATA IS BASIC (NO TOLERANCE) AND MUST BE TAKEN FROM THE DATA FILE AT ITS LATEST REVISION.
 - b. PRODUCT DESIGN MODEL NUMBER 2005020120
 - c. GEOMETRIC DIMENSIONS AND TOLERANCES PER ASME Y14.5-2009
 - d. EDGES AND UNDIMENSIONED DETAILS PER ISO13715
 - e. CORNERS SHOWN AS SHARP TO BE R 0.4 MAX.
 - f. LETTERING SHALL BE MAX POSSIBLE FOR READABILITY.
THIS INCLUDES RECYCLING CODE, CAVITY ID, VENDOR IDENTIFICATION, AND CUSTOMER MATERIAL NUMBER.
 - g. FOR BAY/POCKET DEFINITION SEE MOLEX INTERFACE DRAWING SD-160026-002
 - h. MATING HARNESS CONNECTORS MOLEX PN:
 - 1600260001 (KEY 1)
 - 1600260002 (KEY 2)
 - 1600260003 (KEY 3)
 - 1600260004 (KEY 4)
4. DESIGN - MANUFACTURING:
- a. VISUAL DEFECTS SHALL MEET COSMETIC STANDARD PS-45499-002 (CLASS B)
 - b. REFLOW SOLDERABILITY PER SMES-152

FUNCTIONAL SYMBOLS M = 0 E = 0 V = 0	THIS DRAWING CONTAINS INFORMATION THAT IS PROPRIETARY TO MOLEX ELECTRONIC TECHNOLOGIES, LLC AND SHOULD NOT BE USED WITHOUT WRITTEN PERMISSION		CURRENT REV DESC: SEE REVISION TABLE		molex						
	DIMENSION UNITS	SCALE	GENERAL TOLERANCES (UNLESS SPECIFIED)								
	MM	2:1	ANGULAR TOL ±		STAK50H MOD HDR 12 RA SOLDER SINGLE BAY						
	4 PLACES ±		3 PLACES ±		PRODUCT SALES DRAWING						
2 PLACES ± 0.130		1 PLACE ± 0.25		0 PLACES ±		DOCUMENT NUMBER		DOC TYPE	DOC PART	REVISION	
DRAFT WHERE APPLICABLE MUST REMAIN WITHIN DIMENSIONS		THIRD ANGLE PROJECTION	DRAWING	SERIES	MATERIAL NUMBER	CUSTOMER	2005021120SD		PSD	000	D1
			B-SIZE	200502	SEE TABLE						1 OF 2

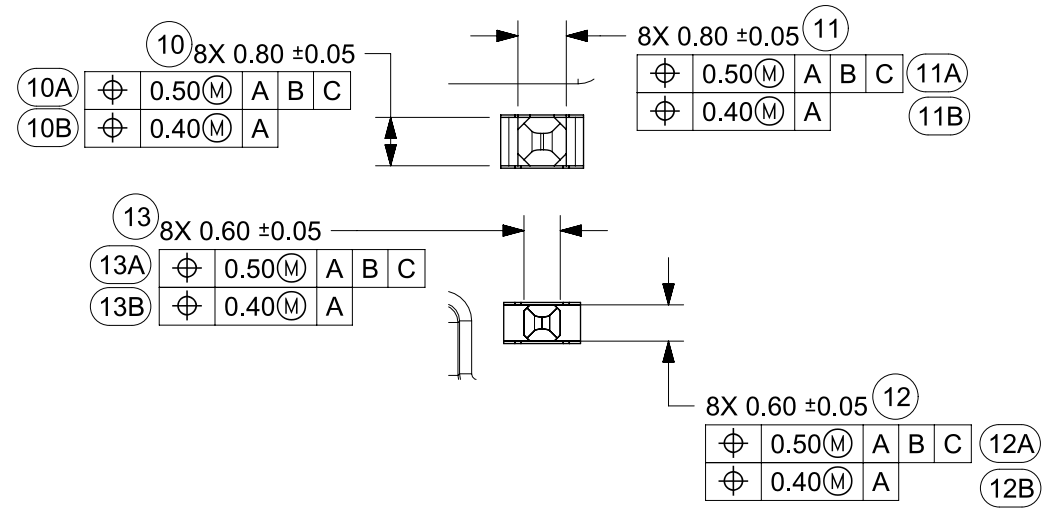
RECOMMENDED MODULE OPENING



HEADER OUTLINE AND PCB - HEADER CONTACT AREAS FOR REFERENCE ONLY



POST HOLE FIT	DIM C
PRESS FIT	2.40±0.08
DROP IN	2.90 MIN



DETAIL A
SCALE 8:1

D1	TITLE BLOCK UPDATE
D	UPDATED THE PACKAGING DETAILS
C2	ADDED PCB HOLE DIMENSIONAL & POSITIONAL TOLERANCE 10-JAN-2020 YPENG47 ECN:630264
REVISION	DESCRIPTION

FUNCTIONAL SYMBOLS		THIS DRAWING CONTAINS INFORMATION THAT IS PROPRIETARY TO MOLEX ELECTRONIC TECHNOLOGIES, LLC AND SHOULD NOT BE USED WITHOUT WRITTEN PERMISSION		CURRENT REV DESC: SEE REVISION TABLE	
√A = 0	√E = 0	√E = 0	DIMENSION UNITS	SCALE	
			MM	1:1	
			GENERAL TOLERANCES (UNLESS SPECIFIED)		
			ANGULAR TOL ±		
			4 PLACES ±		
			DIVISIONAL SYMBOLS		
			3 PLACES ±		
			2 PLACES ± 0.130		
			1 PLACE ± 0.25		
			0 PLACES ±		
			DRAFT WHERE APPLICABLE MUST REMAIN WITHIN DIMENSIONS		
			THIRD ANGLE PROJECTION	DRAWING	SERIES
				B-SIZE	200502
			STATUS: Production	DRWN: Raghu GV	2024-01-09
			CHK'D: Kun Du	APPR: Ringo Hu	2024-01-10
					2024-01-10
			DOCUMENT NUMBER		DOC TYPE
			2005021120SD		PSD
			MATERIAL NUMBER		CUSTOMER
			SEE TABLE		
			SHEET NUMBER		
			2 OF 2		

molex

STAK50H MOD HDR 12 RA SOLDER SINGLE BAY

PRODUCT SALES DRAWING

DOCUMENT NUMBER: 2005021120SD, DOC TYPE: PSD, DOC PART: 000, REVISION: D1