

PART NUMBER LEGEND

151013-X X Y Y

PLATING OPTIONS:

DIM E - PIN LENGTHS:

- 0: 2.60mm
- 1: 4.00mm
- 2: 3.00mm
- 3: 3.50mm
- 4: 4.50mm
- 5: 2.10mm

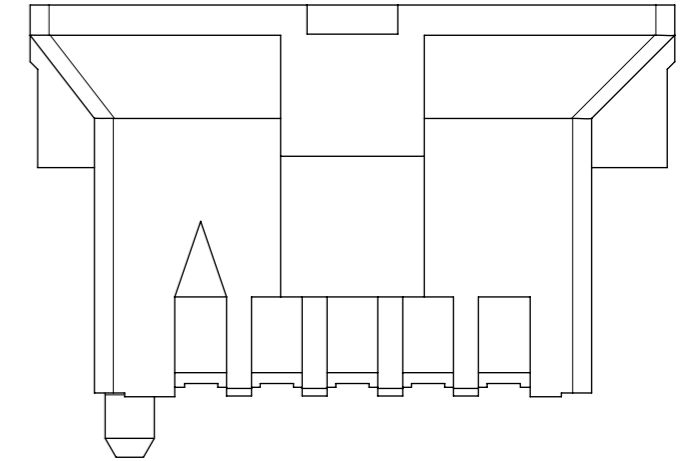
04 - 20	04 - 20 CKT IN TUBE
64 - 80	64 - 80 CKT IN T&R WITHOUT KAPTON TAPE
	64 = 04CKT
	66 = 06CKT
	-
	-
84 - 98	84 - 98 CKT IN T&R WITH KAPTON TAPE
	84 = 04CKT
	86 = 06CKT
	-
	98 = 18CKT
	00 = 20CKT

ASSEMBLY PART NUMBER	CKT SIZE	DIM A	DIM B	DIM C	DIM D	DIM F
151013-XX04	4	4.85	11.05	2.00	7.15	9.25
151013-XX06	6	6.85	13.05	4.00	9.15	11.25
151013-XX08	8	8.85	15.05	6.00	11.15	13.25
151013-XX10	10	10.85	17.05	8.00	13.15	15.25
151013-XX12	12	12.85	19.05	10.00	15.15	17.25
151013-XX14	14	14.85	21.05	12.00	17.15	19.25
151013-XX16	16	16.85	23.05	14.00	19.15	21.25
151013-XX18	18	18.85	25.05	16.00	21.15	23.25
151013-XX20	20	20.85	27.05	18.00	23.15	25.25

CIRCUIT IDENTIFICATION ON HOUSING



FOR 4 & 6 CIRCUITS



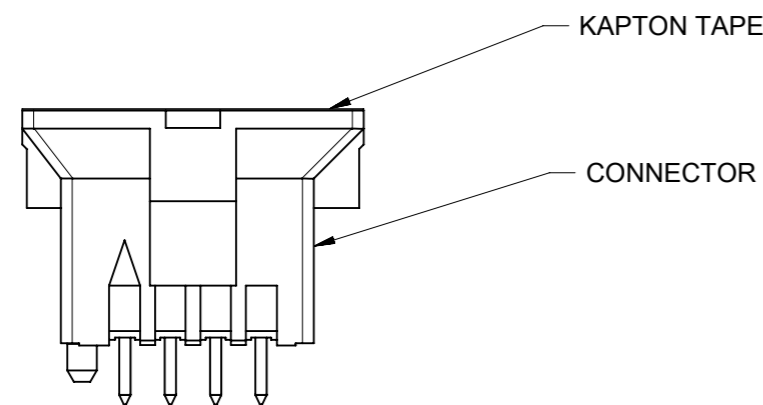
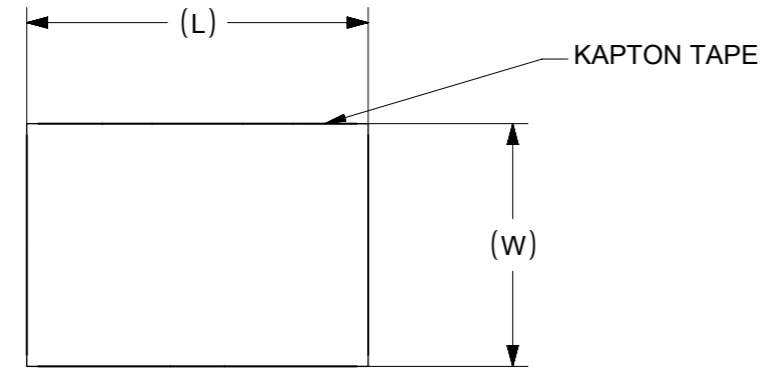
FOR 8 TO 20 CIRCUITS

PLATING THICKNESS	PLATING ID MARK
2 OR 6: 0.76µm MIN. GOLD ON CONTACT, 1.27µm MATTE TIN ON SOLDER TAIL OVER 1.27µm MIN. NICKEL UNDERPLATE OVERALL	
3: 0.38µm MIN. GOLD ON CONTACT, 1.27µm MATTE TIN ON SOLDER TAIL OVER 1.27µm MIN. NICKEL UNDERPLATE OVERALL	/
4: 0.05µm MIN. GOLD FLASH ON CONTACT, 1.27µm MATTE TIN ON SOLDER TAIL OVER 1.27µm MIN. NICKEL UNDERPLATE OVERALL	<
5: 2.50µm MIN. MATTE TIN ON CONTACT, 1.27µm MATTE TIN ON SOLDER TAIL OVER 1.27µm MIN. NICKEL UNDERPLATE OVERALL	

SYMBOLS DIMENSION UNITS: mm SCALE: 1:1 GENERAL TOLERANCES (UNLESS SPECIFIED): ANGULAR TOL ± 3.0° 4 PLACES ± 3 PLACES ± 2 PLACES ± 0.25 1 PLACE ± 0 PLACES ± DRAFT WHERE APPLICABLE MUST REMAIN WITHIN DIMENSIONS THIRD ANGLE PROJECTION DRAWING: A3-SIZE SERIES: 151013	THIS DRAWING CONTAINS INFORMATION THAT IS PROPRIETARY TO MOLEX ELECTRONIC TECHNOLOGIES, LLC AND SHOULD NOT BE USED WITHOUT WRITTEN PERMISSION CURRENT REV DESC: EC NO: 758477 DRWN: SUAIFR 2023/06/27 CHK'D: SUAIFR 2023/08/02 APPR: MRAMAKRISHNA 2023/08/02 INITIAL REVISION: DRWN: GMENARLY 2014/05/02 APPR: KHLIM 2014/06/30			
	PRODUCT CUSTOMER DRAWING DOCUMENT NUMBER: SD-151013-0001 DOC TYPE: PSD DOC PART: 000 REVISION: A11 MATERIAL NUMBER: SEE TABLE CUSTOMER: GENERAL MARKET SHEET NUMBER: 2 OF 3			

ASSEMBLY PART NUMBER TUBE	ASSEMBLY PART NUMBER TAPE & REEL	CKT SIZE	DIM A	DIM B	DIM C	DIM D	DIM F	KAPTON TAPE
----	151013-3588	08	8.85	15.05	6.00	11.15	13.25	YES
----	151013-2092	12	12.85	19.05	10.00	15.15	17.25	YES
----	151013-2096	16	16.85	23.05	14.00	19.15	21.25	YES
----	151013-2076	16	16.85	23.05	14.00	19.15	21.25	NO
151013-3020	----	20	20.85	27.05	18.00	23.15	25.25	NO
151013-3520	151013-3580	20	20.85	27.05	18.00	23.15	25.25	NO
151013-2520	151013-2500	20	20.85	27.05	18.00	23.15	25.25	YES
	151013-2580	20	20.85	27.05	18.00	23.15	25.25	NO
151013-2220	151013-2200	20	20.85	27.05	18.00	23.15	25.25	YES

(A11)



PART WITH KAPTON TAPE
8CKT SHOWN FOR ILLUSTRATION ONLY

NOTE:
IN TABLE HIGHLIGHTED F.G PART FOLLOWS PART LEGENDS FOR LENOVO & INTEL

ASSEMBLY PART NUMBER TUBE	CKT SIZE	DIM A	DIM B	DIM C	DIM D PIN LENGTH	KAPTON TAPE
151013-6508	08	8.85	15.05	6.00	2.1	YES

SYMBOLS DIMENSION UNITS: mm SCALE: 1:1 GENERAL TOLERANCES (UNLESS SPECIFIED): ANGULAR TOL ± 3.0° 4 PLACES ± 3 PLACES ± 2 PLACES ± 0.25 1 PLACE ± 0 PLACES ± DRAFT WHERE APPLICABLE MUST REMAIN WITHIN DIMENSIONS THIRD ANGLE PROJECTION DRAWING: A3-SIZE SERIES: 151013	THIS DRAWING CONTAINS INFORMATION THAT IS PROPRIETARY TO MOLEX ELECTRONIC TECHNOLOGIES, LLC AND SHOULD NOT BE USED WITHOUT WRITTEN PERMISSION		CURRENT REV DESC: EC NO: 758477 DRWN: SUAIFR 2023/06/27 CHK'D: SUAIFR 2023/08/02 APPR: MRAMAKRISHNA 2023/08/02			
	2MM PITCH MILLIGRID BMI VERTICAL HEADER		PRODUCT CUSTOMER DRAWING			
	INITIAL REVISION: DRWN: GMENARLY 2014/05/02 APPR: KHLIM 2014/06/30		DOCUMENT NUMBER: SD-151013-0001	DOC TYPE: PSD	DOC PART: 000	REVISION: A11
	MATERIAL NUMBER: SEE CHART		CUSTOMER: GENERAL MARKET		SHEET NUMBER: 3 OF 3	