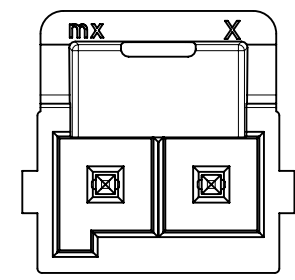
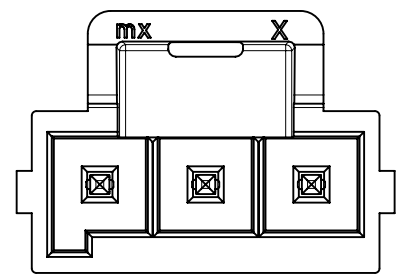


- NOTES:
- MATERIAL :
HOUSING
OPTION 1: LCP BLACK, UL94 V-0
OPTION 2: LCP NATURAL, UL94 V-0
TERMINAL: COPPER ALLOY
 - PLATING FINISH:
OPTION 1 - 1.5µm(60µin)-2.5µm(100µin) TIN OVER
1.25µm(50µin)-2.5µm(100µin) NICKEL OVERALL
OPTION 2 - 0.35µm(15µin) GOLD CONTACT AREA,
1.5µm(60µin)-2.5µm(100µin) TIN TAIL AREA OVER
1.25µm(50µin)-2.5µm(100µin) NICKEL OVERALL
OPTION 3 - 0.70µm(30µin) GOLD CONTACT AREA,
1.5µm(60µin)-2.5µm(100µin) TIN TAIL AREA OVER
1.25µm(50µin)-2.5µm(100µin) NICKEL OVERALL
 - PARTS TO BE PACKAGED PER PK SPEC PK-172287-9001
 - PRODUCT SPECIFICATION PS-172323-0001
 - PART MATES WITH MOLEX RECEPTACLE HOUSING
172256 AND 172260
 - PART CONFORMS TO CLASS "C" REQUIREMENTS OF SPECIFICATION
PS-45499-002 WITH 0.13 MM MAXIMUM FLASH ALLOWED IN CORE
HOLES AND FRONT SURFACE.
 - DISCOLORATION IN THE BANDOLIER AREA OF THE PIN IS
INHERENT TO THE PLATING PROCESS AND IS DUE TO THE MASKING
EFFECT OF THE CARRIER. THIS DISCOLORATION IS IN A NON-FUNCTIONAL
AREA OF THE PIN AND WILL NOT AFFECT THE PERFORMANCE OF THE
HEADER ASSEMBLY.
 - APPLICATION SPECIFICATION AS-172323-0001

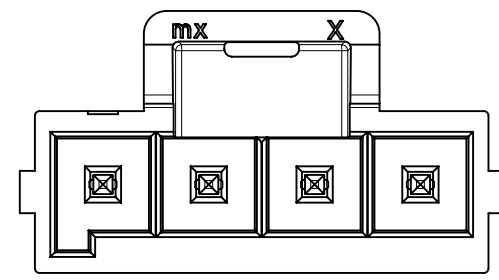
THIS DRAWING CONTAINS INFORMATION THAT IS PROPRIETARY TO MOLEX ELECTRONIC TECHNOLOGIES, LLC AND SHOULD NOT BE USED WITHOUT WRITTEN PERMISSION													
DIMENSION UNITS		SCALE		CURRENT REV DESC:									
mm		NTS											
GENERAL TOLERANCES (UNLESS SPECIFIED)				EC NO: 717248		2022/08/10		ULTRA-FIT VERT HEADER 2-8 CKTS SINGLE ROW WITH KINKED PINS					
ANGULAR TOL ± °				DRWN: LEOW		2022/08/15							
4 PLACES ±				CHK'D: XQZHANG		2022/08/15		PRODUCT CUSTOMER DRAWING					
3 PLACES ±				APPR: XQZHANG		2022/08/15							
2 PLACES ± 0.25				INITIAL REVISION:				DOCUMENT NUMBER: SD-172286-1000 DOC TYPE: PSD DOC PART: 000 REVISION: B6					
1 PLACE ± 0.5				DRWN: DROSCA		2014/03/04							
0 PLACES ±				APPR: JCOMERCI		2014/04/24		MATERIAL NUMBER: SEE TABLE CUSTOMER: GENERAL MARKET SHEET NUMBER: 1 OF 2					
DRAFT WHERE APPLICABLE MUST REMAIN WITHIN DIMENSIONS				THIRD ANGLE PROJECTION		DRAWING SERIES: D-SIZE 172286							



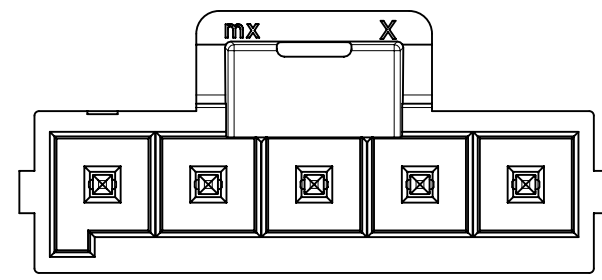
2 CKT



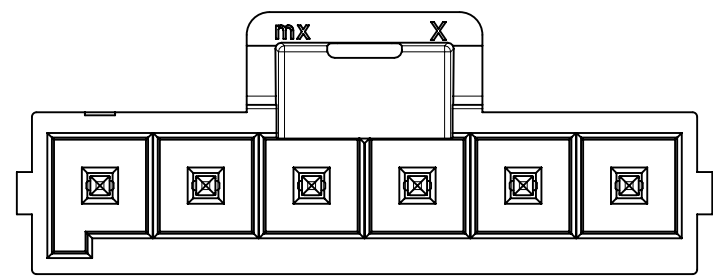
3 CKT



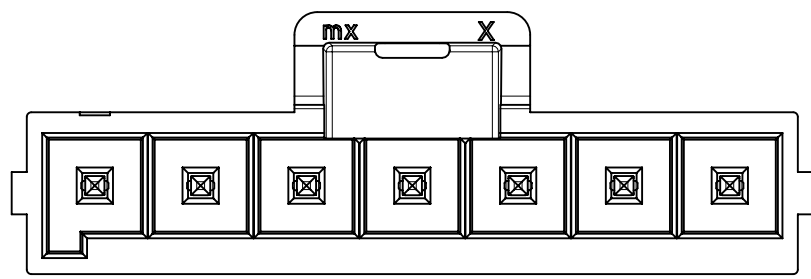
4 CKT



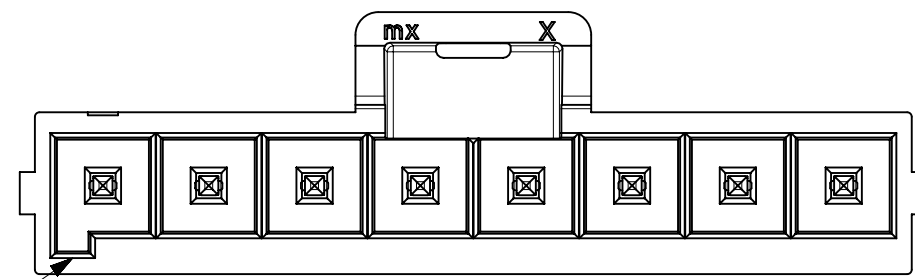
5 CKT



6 CKT



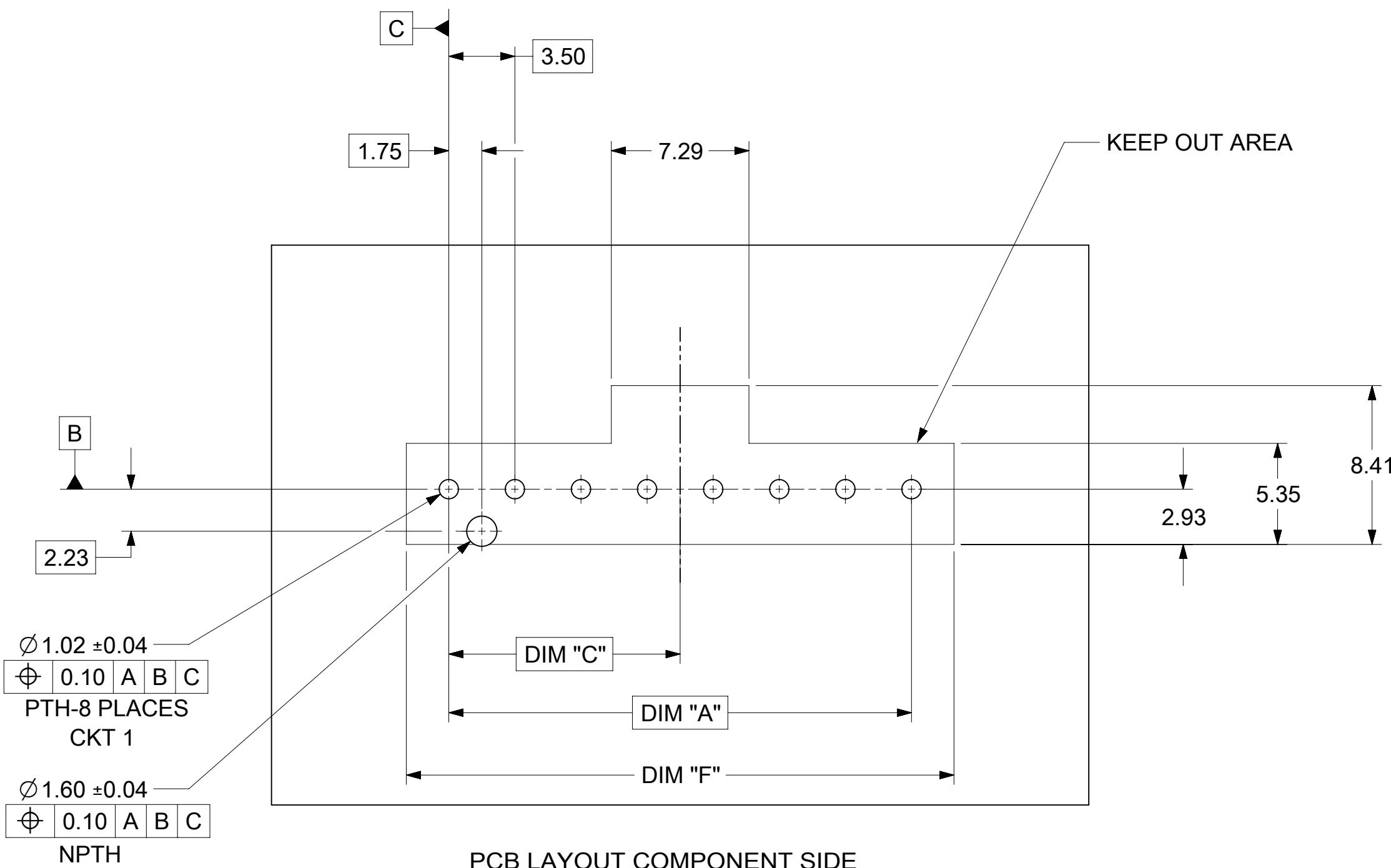
7 CKT



8 CKT

KEY A
(BLACK)

KEY B
(NATURAL)



NOTE: DATUM -A- IS ON THE COMPONENT SIDE PCB

TIN PLATING						
PART NO.	COLOR	CIRCUIT SIZE	KEY OPTION	DIM A	DIM F	DIM C
172286-1102	BLACK	2	KEY A	3.50	8.00	1.75
172286-1103	BLACK	3	KEY A	7.00	11.50	3.50
172286-1104	BLACK	4	KEY A	10.50	15.00	5.25
172286-1105	BLACK	5	KEY A	14.00	18.50	7.00
172286-1106	BLACK	6	KEY A	17.50	22.00	8.75
172286-1107	BLACK	7	KEY A	21.00	25.50	10.50
172286-1108	BLACK	8	KEY A	24.50	29.00	12.25
172286-2102	NATURAL	2	KEY B	3.50	8.00	1.75
172286-2103	NATURAL	3	KEY B	7.00	11.50	3.50
172286-2104	NATURAL	4	KEY B	10.50	15.00	5.25
172286-2105	NATURAL	5	KEY B	14.00	18.50	7.00
172286-2106	NATURAL	6	KEY B	17.50	22.00	8.75
172286-2107	NATURAL	7	KEY B	21.00	25.50	10.50
172286-2108	NATURAL	8	KEY B	24.50	29.00	12.25

15 MICROINCH GOLD PLATING						
PART NO.	COLOR	CIRCUIT SIZE	KEY OPTION	DIM A	DIM F	DIM C
172286-1202	BLACK	2	KEY A	3.50	8.00	1.75
172286-1203	BLACK	3	KEY A	7.00	11.50	3.50
172286-1204	BLACK	4	KEY A	10.50	15.00	5.25
172286-1205	BLACK	5	KEY A	14.00	18.50	7.00
172286-1206	BLACK	6	KEY A	17.50	22.00	8.75
172286-1207	BLACK	7	KEY A	21.00	25.50	10.50
172286-1208	BLACK	8	KEY A	24.50	29.00	12.25
172286-2202	NATURAL	2	KEY B	3.50	8.00	1.75
172286-2203	NATURAL	3	KEY B	7.00	11.50	3.50
172286-2204	NATURAL	4	KEY B	10.50	15.00	5.25
172286-2205	NATURAL	5	KEY B	14.00	18.50	7.00
172286-2206	NATURAL	6	KEY B	17.50	22.00	8.75
172286-2207	NATURAL	7	KEY B	21.00	25.50	10.50
172286-2208	NATURAL	8	KEY B	24.50	29.00	12.25

30 MICROINCH GOLD PLATING						
PART NO.	COLOR	CIRCUIT SIZE	KEY OPTION	DIM A	DIM F	DIM C
172286-1302	BLACK	2	KEY A	3.50	8.00	1.75
172286-1303	BLACK	3	KEY A	7.00	11.50	3.50
172286-1304	BLACK	4	KEY A	10.50	15.00	5.25
172286-1305	BLACK	5	KEY A	14.00	18.50	7.00
172286-1306	BLACK	6	KEY A	17.50	22.00	8.75
172286-1307	BLACK	7	KEY A	21.00	25.50	10.50
172286-1308	BLACK	8	KEY A	24.50	29.00	12.25
172286-2302	NATURAL	2	KEY B	3.50	8.00	1.75
172286-2303	NATURAL	3	KEY B	7.00	11.50	3.50
172286-2304	NATURAL	4	KEY B	10.50	15.00	5.25
172286-2305	NATURAL	5	KEY B	14.00	18.50	7.00
172286-2306	NATURAL	6	KEY B	17.50	22.00	8.75
172286-2307	NATURAL	7	KEY B	21.00	25.50	10.50
172286-2308	NATURAL	8	KEY B	24.50	29.00	12.25

THIS DRAWING CONTAINS INFORMATION THAT IS PROPRIETARY TO MOLEX ELECTRONIC TECHNOLOGIES, LLC AND SHOULD NOT BE USED WITHOUT WRITTEN PERMISSION

DIMENSION UNITS	SCALE	CURRENT REV DESC:	
mm	NTS		
GENERAL TOLERANCES (UNLESS SPECIFIED)			
ANGULAR TOL	± °		
4 PLACES	±		
3 PLACES	±		
2 PLACES	± 0.25		
1 PLACE	± 0.5		
0 PLACES	±		
DRAFT WHERE APPLICABLE MUST REMAIN WITHIN DIMENSIONS		THIRD ANGLE PROJECTION	

EC NO: 717248	2022/08/10
DRWN: LEOW	2022/08/15
CHK'D: XQZHANG	2022/08/15
APPR: XQZHANG	2022/08/15
INITIAL REVISION:	
DRWN: DROSCA	2014/03/04
APPR: JCOMERCI	2014/04/24

ULTRA-FIT VERT HEADER
2-8 CKTS SINGLE ROW WITH KINKED PINS

PRODUCT CUSTOMER DRAWING

DOCUMENT NUMBER	DOC TYPE	DOC PART	REVISION
SD-172286-1000	PSD	000	B6
MATERIAL NUMBER	CUSTOMER	SHEET NUMBER	
SEE TABLE	GENERAL MARKET	2 OF 2	