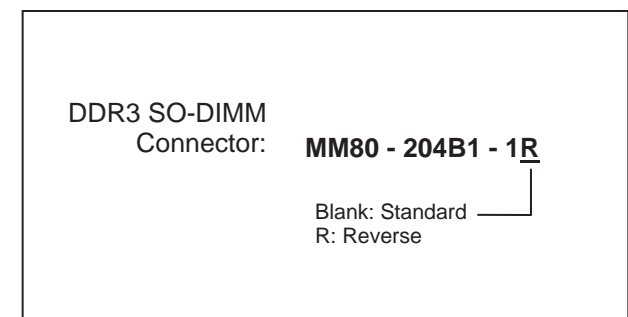
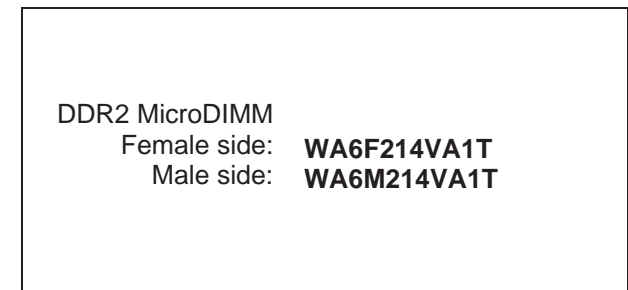
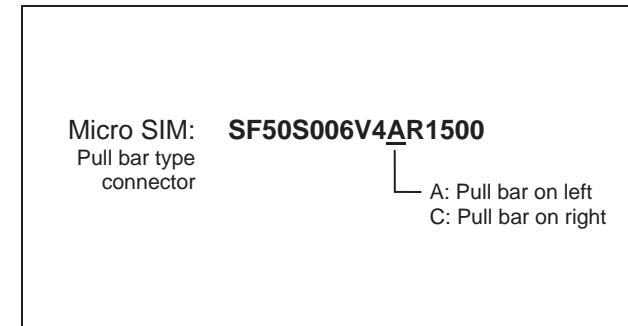
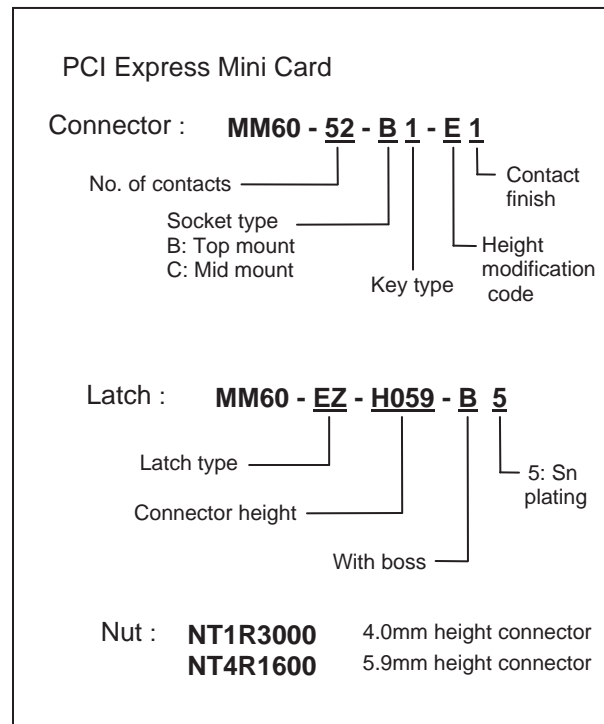
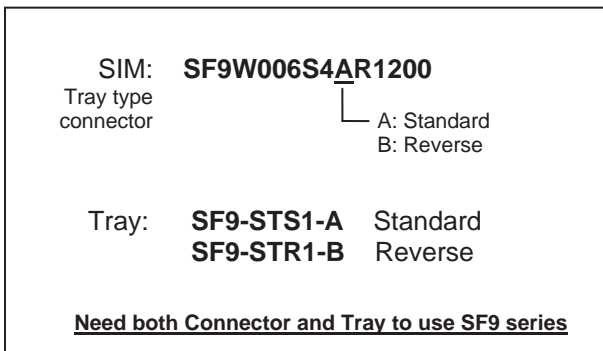
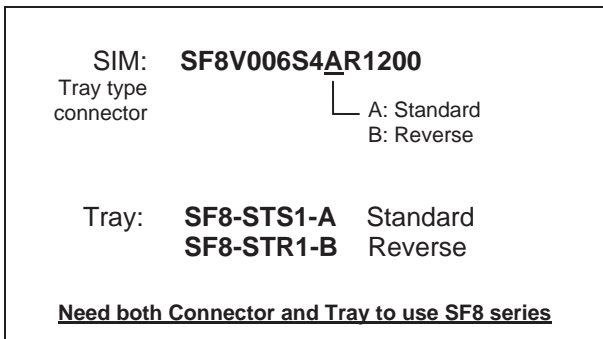
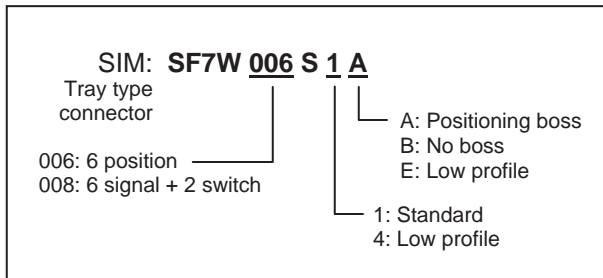











Card Connectors (SIM, CF, DIMM, PCIe)



Series	SF7	SF8	SF9	SF50	WA6	MM60	MM80
Photo							
Card	SIM	SIM	SIM	SIM	MicroDIMM	PCI Express Mini Card	DDR3 SDRAM SODIMM
Mounted Height	1.9, 2.25, 2.5mm	1.55mm	1.8mm	1.2mm	3.0mm	2.125, 4.0, 5.9mm	5.2mm
Pin Count	6, 6+2	6	6	6	214	52	204
Current Rating	10µA to 1A	10µA to 1A	10µA to 1A	0.5A	0.3A	0.5A	0.3A
Durability	5,000 cycles	5,000 cycles	5,000 cycles	5,000 cycles	25 cycles	50 cycles	25 cycles
Style	Hinged	Tray type	Tray type	Pull bar	Board to board	Module socket	Module socket
Features	Locking structure. Positioning boss, metal cover, or detection switch available.	Lowest profile for tray type connector. Normal and reverse mount available.	Normal and reverse mount available. 5 hold downs for EMI and ESD prevention.	Small height and footprint. Pull bar included to assist ejection of card.	DDR2 MicroDIMM connector compatible with JEDEC Standard MO-260B SO-004A.	Retention latch or screw hold downs available to fix module to connector and PCB.	DDR3 SO-DIMM connector compatible with JEDEC standard MO-268C.