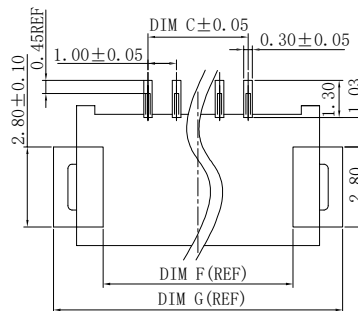
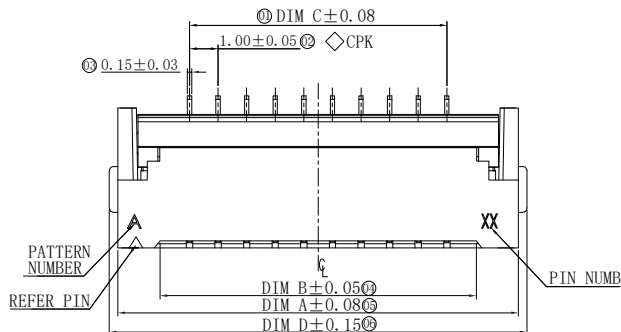
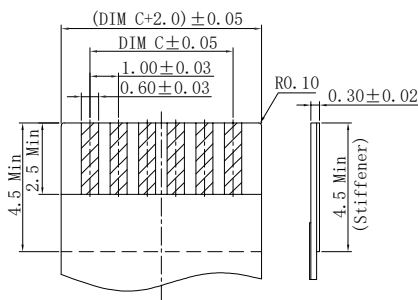
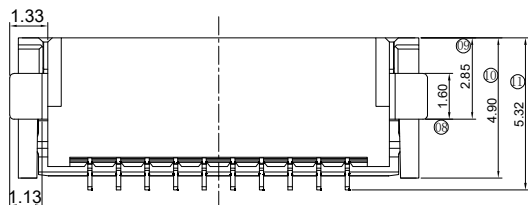
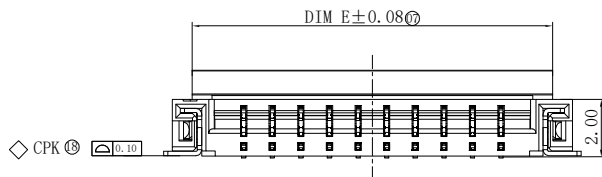


# RoHS

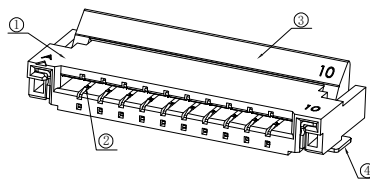
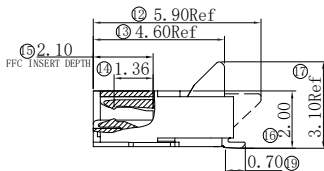
REV	ECN NO.	DESCRIPTION	DESIGN	APPROVAL	DATE
A1	NEW	更换图框			2023.11.25



RECOMMENDED PCB LAYOUT



RECOMMENDED FFC/FPC



Ordering Code:

F1004-H-xx-20G-R  
1 2 3 4

1. 序列号
2. Pin位数:04=04
3. 电镀方式:T=镀锡  
G=镀金
4. 包装方式:R=卷装  
T=管装(默认为空)

技术指标:

1. 塑件表面应光洁、无毛边、无明显收缩、缺陷、裂纹等现象。
2. 温度范围(Temperature range): -25℃ ~ +85℃
3. 额定电流(Current rating):0.5A AC/DC
4. 额定电压(Rated voltage): 50V AC/DC
5. 接触电阻(Contact resistance): ≤0.03 Ω.
6. 绝缘电阻(Insulation resistance): ≥500M Ω.

CKT	DIM=A	DIM=B	DIM=C	DIM=D	DIM=E	DIM=F	DIM=G
4	8.00	5.05	3.00	8.60	6.60	6.40	9.60
5	9.00	6.05	4.00	9.60	7.60	7.40	10.60
6	10.00	7.05	5.00	10.60	8.60	8.40	11.60
8	12.00	9.05	7.00	12.60	10.60	10.40	13.60
10	14.00	11.05	9.00	14.60	12.60	12.40	15.60
12	16.00	13.05	11.00	16.60	14.60	14.40	17.60
13	17.00	14.05	12.00	17.60	15.60	15.40	18.60
14	18.00	15.05	13.00	18.60	16.60	16.40	19.60
15	19.00	16.05	14.00	19.60	17.60	17.40	20.60
16	20.00	17.05	15.00	20.60	18.60	18.40	21.60
18	22.00	19.05	17.00	22.60	20.60	20.40	23.60
20	24.00	21.05	19.00	24.60	22.60	22.40	25.60
24	28.00	25.05	23.00	28.60	26.60	26.40	29.60
26	30.00	27.05	25.00	30.60	28.60	28.40	31.60
27	31.00	28.05	26.00	31.60	29.60	29.40	32.60
28	32.00	29.05	27.00	32.60	30.60	30.40	33.60
30	34.00	31.05	29.00	34.60	32.60	32.40	35.60
36	40.00	37.05	35.00	40.60	38.60	38.40	41.60
40	44.00	41.05	39.00	44.60	42.60	42.40	45.60

④	焊片	铜合金/表面镀锡
③	后盖	LCP UL94V-0 黑色
②	端子	铜合金/表面镀金
①	基座	LCP UL94V-0 本色
序号	名称	材质

X±0.50	X.°±
.X±0.25	.X.°±
.XX±0.15	.XX.°±
.XXX±0.10	.XXX.°±
UNITS:	mm

THESE DRAWINGS AND SPECIFICATIONS ARE THE PROPERTY OF XFCN AND SHALL NOT BE REPRODUCED, COPIED OR CUED IN ANY MANNER WITHOUT THE PRIOR WRITTEN CONSENT OF XFCN

PART NO:		F1004-H-xx-20G-R		<b>XFCN</b> 兴飞连接器	
TITLE:		FPC1.0mmPitch 后压卧式(H=2.0)		0769-82001899	
				www.xfconn.com	
DWG NO:		/			
APPD	Chen ZhiQiang	VIEW			
CHKD	Liu Wei	SCALE			
DRAW	Chen HongJiang	SHEET			
DATE	2024.05.25	REV	A1		