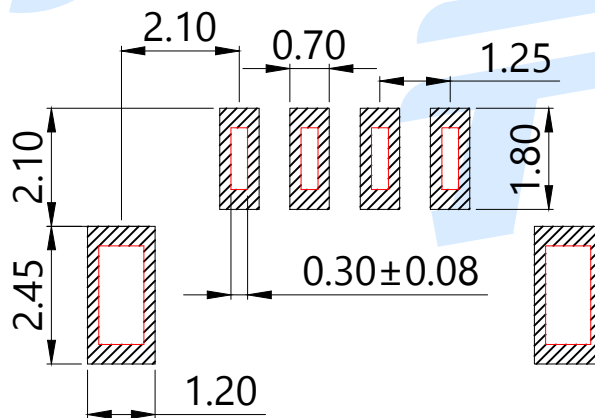
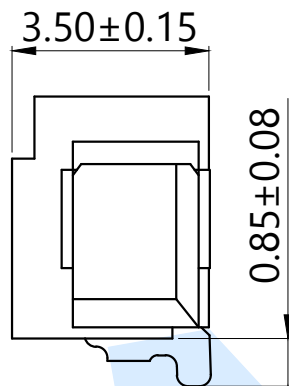
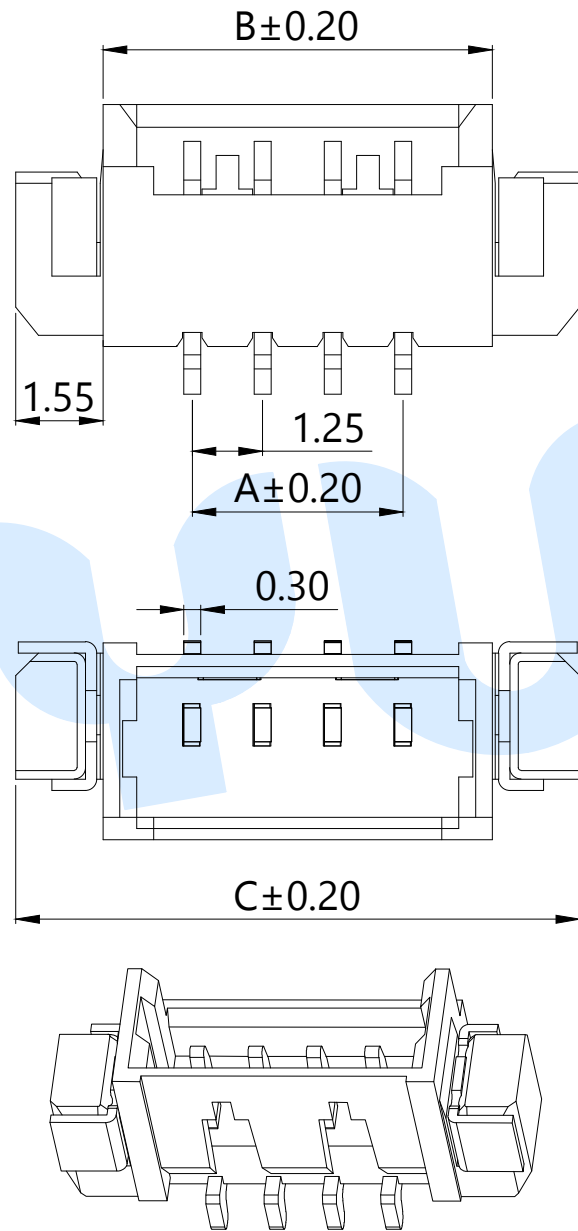


RoHS



适用线路板 (PCB LAYOUT)

Model No.	Pin	A	B	C
WAFER-MX1.25-2PWT-W1	2	1.25	4.42	7.55
WAFER-MX1.25-3PWT-W1	3	2.50	5.67	8.80
WAFER-MX1.25-4PWT-W1	4	3.75	6.92	10.05
WAFER-MX1.25-5PWT-W1	5	5.00	8.17	11.30
WAFER-MX1.25-6PWT-W1	6	6.25	9.42	12.55
WAFER-MX1.25-7PWT-W1	7	7.50	10.67	13.80
WAFER-MX1.25-8PWT-W1	8	8.75	11.92	15.05
WAFER-MX1.25-9PWT-W1	9	10.00	13.17	16.30
WAFER-MX1.25-10PWT-W1	10	11.25	14.42	17.55
WAFER-MX1.25-11PWT-W1	11	12.50	15.67	18.80
WAFER-MX1.25-12PWT-W1	12	13.75	16.92	20.05
WAFER-MX1.25-13PWT-W1	13	15.00	18.17	21.30
WAFER-MX1.25-14PWT-W1	14	16.25	19.42	22.55
WAFER-MX1.25-15PWT-W1	15	17.50	20.67	23.80
WAFER-MX1.25-16PWT-W1	16	18.75	21.92	25.05
WAFER-MX1.25-13PWT-W1	17	20.00	23.17	26.30
WAFER-MX1.25-14PWT-W1	18	21.25	24.42	27.55
WAFER-MX1.25-15PWT-W1	19	22.50	25.67	28.80
WAFER-MX1.25-16PWT-W1	20	23.75	26.92	30.05

WAFER-MX1.25-□□PWT-W1 (-P=盘装, 非盘装不启用)

Specifications/技术规格:

- 1.Poles/线数: 2~20P
- 2.Wire range/适用线规: AGW 32#~28#
- 3.Applicable PC board thickness/适用PC板厚度: 0.6~1.2mm
- 4.Current rating/额定电流: 1.0A
- 5.Voltage rating/额定电压: 125V DC/AC
- 6.Insulation Resistance/绝缘电阻: 100MΩ Min
- 7.Dielectric Withstanding/ 耐压: 500V AC/minute
- 8.Contact Resistance/ 接触电阻: 20mΩ Max
- 9.Operating Temperature/ 工作温度: -25°C to +85°C

Ⓒ	Soldering lug		1	Brass	Plating Sn
Ⓑ	Terminal			Brass	Plating Sn
Ⓐ	Housing		1	LCP	Off White
NO.	Name	Number	Qty	Materil	Remarks

YUANDI® Yuandi Electronics Co, Ltd
元典

design	date	name	WAFER CONNECTOR
Review	date	model	WAFER-MX1.25-□□PWT-W1
Approved	date		

Drawing number: Proportion 1:1 unit mm gage number A4

modify Review Approved Tolerance not specified