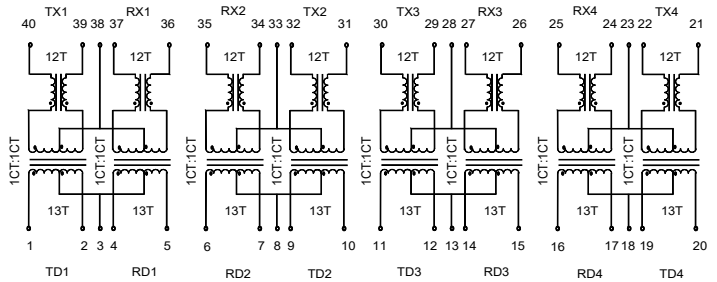
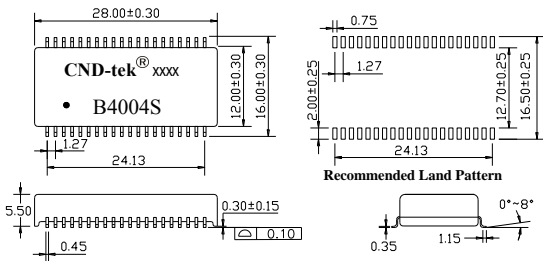


- Compatible with various 10/100 Base-TX transceiver requiring 1:1 transmit and receive turns ratio
- Compliant with IEEE 802.3af standard including baseline wander compensation specification of  $350\mu\text{H}$  OCL when Biased at 8mA from 0°C to 70°C
- Low profile Surface Mount Packaging designed for Hi-Temp Reflow Process
- Various Pinout options available for Optimal Printed Board(Single and Double Stacked RJ45) layout.
- Suitable For End-span and Mid-span POE Applications 350mA Current Capadility Per POE Port
- Operating Temperature range: -40°C TO +85°C
- Storage temperature range: -40°C TO +125°C



## DIMENSIONS & SCHEMATICS

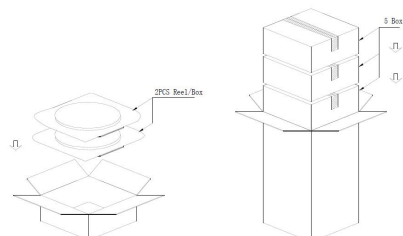
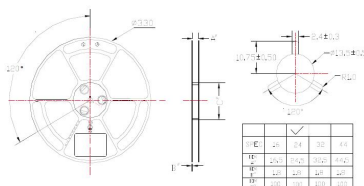


**Note:** 1、Dimension: mm, 2.Unless otherwise specified,tolerances are:  $\pm 0.05\text{mm}$

## TECHNICAL SPECIFICATIONS

OCL :	350 $\mu\text{H}$ Min. @ 100 KHz, 100mV with 8mA DC Bias
Leakage	0.5 $\mu\text{H}$ Max. @ 100KHz, 0.2V
Inductance: Cw/w:	56pF Max. @ 100KHz, 0.2V
DCR:	1.20 $\Omega$ Max.
Turns Ratio( $\pm 5\%$ ):	1CT:1CT(TX), 1CT:1CT(RX)
Polarity:	1-40, 4-37, 6-35, 9-32, 11-30, 14-27, 16-25, 19-22 In-Phase
Insertion Loss:	-1.1 dB Max. @ 1-100MHz
Return Loss:	-16dB Min. @ 1-30MHz -12 dB Min. @ 30-60 MHz -10 dB Min. @ 60-80 MHz
Cross Talk:	-42 dB Min. @ 1-60 MHz -35 dB Min. @ 60-100 MHz
Common Mode Rejection :	-40 dB Min. @ 1-30 MHz -35 dB Min. @ 60 MHz -30 dB Min. @ 80-100 MHz
Isolation HI-POT:	1500Vms 1mA 1Second

## PACKING SPECIFICATION



- units/reel:400PCS
- reel/carton:5PCS
- units/carton :2000PCS