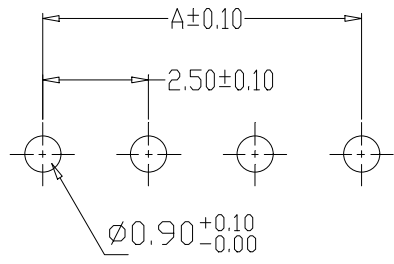
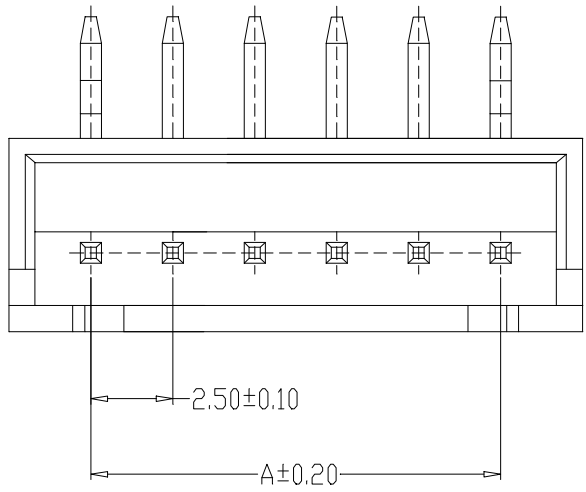


TYPE 1



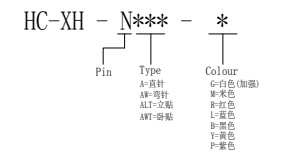
PCB LAYOUT

SPECIFICATIONS

- 1、Current Rating: 3A AC, DC
- 2、Voltage Rating: 250V AC, DC
- 3、Temperatuer Range: -25°C~ +85°C
- 4、Contact Resistance: 20mΩ Max
- 5、Insulation Resistance: 1000mΩ Min
- 6、Withstanding Voltang: 1000V AC/minute
- 7、Material: Wafer Nylon66 UL94-V0
PIN Brass Tin-plated

Circuit	Part NO.	Dimensions mm	
		A	B
2	HC-XH-2AW-X	2.50	7.50
3	HC-XH-3AW-X	5.00	10.00
4	HC-XH-4AW-X	7.50	12.50
5	HC-XH-5AW-X	10.00	15.00
6	HC-XH-6AW-X	12.50	17.50
7	HC-XH-7AW-X	15.00	20.00
8	HC-XH-8AW-X	17.50	22.50
9	HC-XH-9AW-X	20.00	25.00
10	HC-XH-10AW-X	22.50	27.50
11	HC-XH-11AW-X	25.00	30.00
12	HC-XH-12AW-X	27.50	32.50
13	HC-XH-13AW-X	30.00	35.00
14	HC-XH-14AW-X	32.50	37.50
15	HC-XH-15AW-X	35.00	40.00
16	HC-XH-16AW-X	37.50	42.50

Ordering Information



			GENERAL TOLERANCE		制 图		深圳市华灿天禄电子有限公司 ShenzhenhuacantianluELECTRONICS CO.,LTD		
			DIM	TOL	DRAWING				
			X. X	±0.30	审 核		产品名称		版本
			X. XX	±0.20	CHECK		TITLE		REV.
			X. XXX	±0.10	批 准		XH(TJ3) 弯针		A
			Angle	±3.0°	APPROVAL		产品料号		单 位
1			初版发行		SCALE		HC-XH-NAW-X		UNITS
序号			变更内容		投 影		材料		页 次
No.			MODIFY CONTENT		Projection		MATERIAL		SHEET
			日期						1/1
			MODIFY DATE						