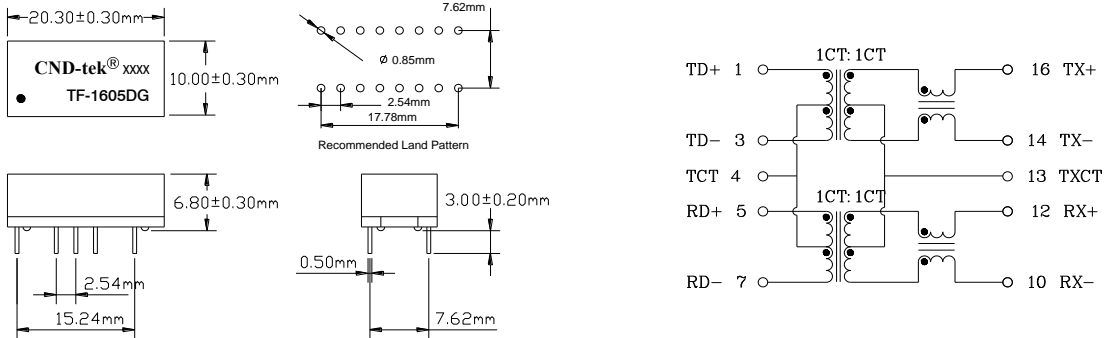


1. Compatible with various 10/100 Base-TX transceiver requiring 1:1 transmit and receive turns ratio
2. Compliant with IEEE 802.3 standard including baseline wander compensation specification of 350 $\mu$ H OCL when Biased at 8mA from 0 $^{\circ}$ C to 70 $^{\circ}$ C
3. Single channel interface for 10/100Mbps Ethernet applications with CMC's tuned to Enhance EMC system performance
4. Available in Through Hole package.
5. Operating Temperature range: 0 $^{\circ}$ C TO +70 $^{\circ}$ C
6. Storage temperature range: -25 $^{\circ}$ C TO +125 $^{\circ}$ C



## DIMENSIONS & SCHEMATICS

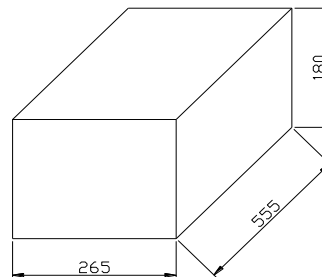
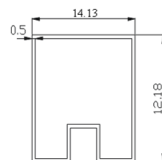
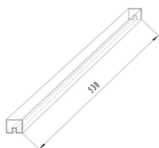


**Note:** 1. Dimension: mm; 2. Unless otherwise specified, tolerances are:  $\pm 0.05$ mm; 3. Cut 2- 6- 8- 9- 11- 15 PIN

## TECHNICAL SPECIFICATIONS

OCL :	350 $\mu$ H Min. @ 100 KHz, 100mV with 8mA DC Bias
Leakage Inductance:	0.5 $\mu$ H Max. @ 100KHz, 0.2V
Cw/w:	56F Max. @ 100KHz, 0.2V
DCR:	1.20 $\Omega$ Max.
Turns Ratio( $\pm 5\%$ ):	1CT:1(TX), 1CT:1(RX)
Polarity:	1-16, 5-12 In-Phase
Insertion Loss:	-1.1 dB Max. (TX & RX)@ 1-100 MHz
Return Loss:	-18 dB Min @ 0.5-30MHz -15 dB Min @ 40 MHz -13 dB Min @ 60 MHz -11 dB Min @ 80 MHz -10 dB Min. @ 100 MHz
Cross Talk:	-45 dB Min. @ 30 MHz -40 dB Min. @ 60 MHz -35 dB Min. @ 100 MHz
Common Mode Rejection :	-43 dB Min. @ 1-30 MHz -37 dB Min. @ 60 MHz -33 dB Min. @ 80-100 MHz
Isolation HI-POT:	1500Vrms 1mA 1Second

## PACKING SPECIFICATION



1. units/reel:25PCS
- 2 reel/carton:280PCS
- 3.units/carton :7000PCS