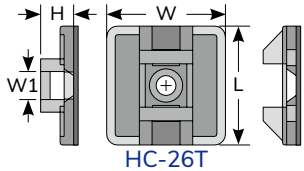
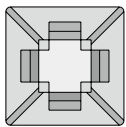


0505 KSS 粘式配线固定座 SELF ADHESIVE TIE MOUNT

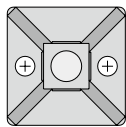
无卤素 环保
 单位: mm



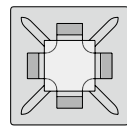
HC-26T



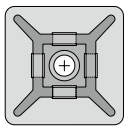
HC-100



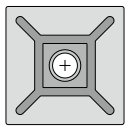
HC-101S



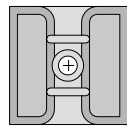
HC-101



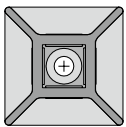
HC-101SA,102A



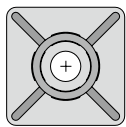
HC-102



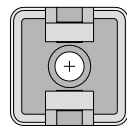
HC-103



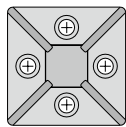
HC-25



HC-19R, 26R



HC-18T



HC-3838

型号 Item No.	L	W	带孔 W1	H	固定孔 M	包装 Packing
※ HC-100-S4	12.5	12.5	3.2	3.2		100pcs
※ HC-101S-S2	19.5	19.5	4.6	3.9	3.2	
HC-101S	19.5	19.5	4.6	3.9	3.2	
HC-101	21.8	21.8	4.8	4.0		
NEW HC-101SA	19.0	19.0	4.0	4.5	3.4	
HC-102	28.6	28.6	5.5	5.3	5.0	
NEW HC-102A	28.0	28.0	5.3	5.6	5.6	
HC-103	29.2	29.2	5.5	5.4	5.0	
HC-25	26.1	26.1	8.0	6.0	4.3	
HC-19R	18.9	18.9	4.2	4.6	4.8	
HC-26R	26.3	26.3	5.6	6.0	5.0	
HC-18T	19.0	19.0	4.1	5.0	4.4	
HC-26T	26.5	26.5	5.8	7.4	4.3	
HC-3838	38.5	38.5	10.2	7.6	5.0	

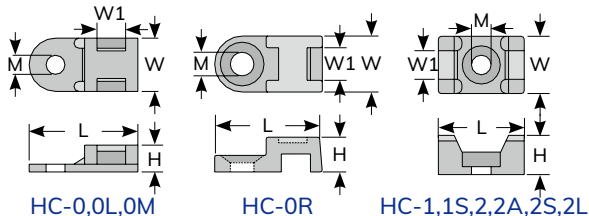
材质: UL合格之NYLON66 本色 (另备黑色), 防火等级94V-2, 底座背胶。
 用法: 将底座背胶离型纸撕去, 接着将固定座贴于铁板上, 再以扎线带固定
 电线, 可省去面板钻孔之麻烦。

※HC-100-S4: 4连式 (特殊设计, 离型纸容易剥离)
 ※HC-101S-S2: 2连式 (特殊设计, 离型纸容易剥离)

适用之扎线带: 扎线带宽度小于带孔(W1)者。

0510 KSS 扎线固定座 SADDLE TYPE TIE MOUNT

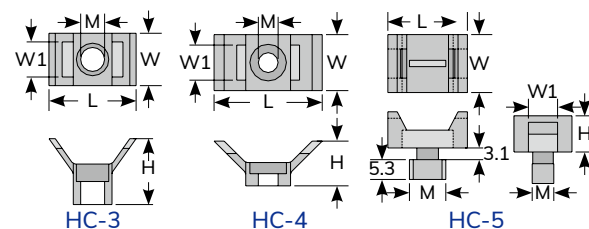
无卤素 环保
 单位: mm



HC-0,0L,0M

HC-0R

HC-1,1S,2,2A,2S,2L



HC-3

HC-4

HC-5

型号 Item No.	L	W	带孔 W1	H	固定孔 M	包装 Packing
HC-0	19.6	9.5	5.2	5.0	3.7	100pcs
HC-0M	19.0	9.5	5.0	5.0	4.3	
HC-0L	19.0	9.5	5.0	5.0	5.2	
HC-0R	19.1	10.0	5.4	6.2	4.2	
HC-1	15.0	10.0	5.1	7.0	3.5	
HC-1S	12.8	7.0	4.0	5.8	3.3	
HC-2S	23.0	16.0	9.0	9.8	5.0	
HC-2	23.0	16.0	9.0	9.8	6.3	
HC-2A	20.5	17.1	10.4	10.4	6.0	
HC-2L	23.0	16.0	9.0	9.8	6.5	
HC-3	23.0	13.8	9.5	17.5	5.3	
HC-4	30.0	14.7	9.3	11.6	5.0	
HC-5	21.5	16.0	7.8	10.0	9.7X5.8	

材质: UL合格之NYLON 66 本色 (另备黑色), 防火等级 94V-2。

用法: 先将固定座以螺丝固定, 再以扎线带固定电线。马鞍形设计使电线易于固定。

适用之扎线带: 扎线带宽度小于带孔(W1)者。

※HC-5需插入固定孔旋转卡住。

配线槽

配线标志

扎线带

结束带

固定座

固定头、浪管

保护部品

接线头

套管

固定夹

PC板部品

扣具