

TE Internal #: 6-1423008-6


Power Relays, Standard, Monostable, DC, 1700 mW Coil Power

Rating DC, 86 Ω Coil Resistance, UL Coil Insulation Class F, 12 VDC

Coil Voltage

[View on TE.com >](#)

Relays & Contactors > Relays > Power Relays > 2 Pole Relays: Power Relays, Standard, Monostable, 1700 mW

Power Relay Type: **Standard**Coil Magnetic System: **Monostable, DC**Coil Power Rating DC: **1700 mW**Coil Resistance: **86 Ω** Coil Special Features: **UL Coil Insulation Class F**[All 2 Pole Relays: Power Relays, Standard, Monostable, 1700 mW \(5\)](#)

Features

Product Type Features

Enclosure Type	Plastic Dust Cover
Output Type	AC
Power Relay Type	Standard

Configuration Features

Output Switching	Random
------------------	--------

Electrical Characteristics

Insulation Initial Dielectric Between Coil & Contact Class	4000 V
Output Current Rating	0 – 3 Arms, 0 – 50 Arms
Coil Current	.14 A
Actuating System	DC
Insulation Initial Dielectric Between Open Contacts	1500 Vrms
Coil Power Rating	1.7 W
Insulation Creepage Class	8 – 9.5 mm



Coil Power Rating Class	0 – 1700 mW
Insulation Initial Dielectric Between Adjacent Contacts	1500 Vrms
Insulation Initial Resistance	1000 M Ω
Insulation Initial Dielectric Between Contacts & Coil	4000 Vrms
Output Voltage (Max)	600 V
Contact Limiting Making Current	50 A
Insulation Creepage Between Contact & Coil	8 mm[.31 in]
Contact Limiting Continuous Current	50 A
Output Voltage Rating (AC Relays)	0 – 277 Vrms
Output Current (Min)	.5 A
Shock Resistance	100G's, 11ms
Input Voltage	0 – 12 VDC
Contact Limiting Breaking Current	50 A
Coil Magnetic System	Monostable, DC
Coil Power Rating DC	1700 mW
Coil Resistance	86 Ω
Coil Special Features	UL Coil Insulation Class F
Coil Voltage Rating	12 VDC
Contact Switching Load (Min)	500mA @ 12V
Contact Switching Voltage (Max)	600 VAC
Contact Voltage Rating	277 VAC

Body Features

Product Weight	86 g
Insulation Special Features	8000V Initial Surge Withstand Voltage between Contacts & Coil
Packaging Style	Panel Mount

Contact Features

Contact Plating Material	Silver Nickel
Switch Arrangement	(2) x 1 Form A (SPST-NO)
Contact Arrangement	2 Form A (NO)
Contact Current Class	0 – 3 A, 0 – 50 A
Contact Current Rating (Max)	50 A
Contact Material	Ag Alloy



Contact Number of Poles	2
-------------------------	---

Relay Terminal Type	PCB-THT
---------------------	---------

Termination Features

Relay Termination Type	Printed Circuit Terminals
------------------------	---------------------------

Mechanical Attachment

Relay Mounting Type	Printed Circuit Board
---------------------	-----------------------

Dimensions

Insulation Clearance Between Contact & Coil	8 mm[.31 in]
---	--------------

Dimensions (L x W x H) (Approximate)	52.32x34.54x30.73 mm[1.2x0.95x0.81 in]
--------------------------------------	--

Insulation Clearance Class	8 – 9.5 mm
----------------------------	------------

Product Width	34.54 mm[1.36 in]
---------------	-------------------

Product Length	52.32 mm[2.06 in]
----------------	-------------------

Product Height	30.73 mm[1.21 in]
----------------	-------------------

Usage Conditions

Environmental Ambient Temperature (Max)	85 °C[185 °F]
---	---------------

Operating Temperature Range	-55 – 85 °C[-67 – 185 °F]
-----------------------------	---------------------------

Packaging Features

Packaging Method	Box & Tray, Bundle
------------------	--------------------

Product Compliance

[For compliance documentation, visit the product page on TE.com>](#)

EU RoHS Directive 2011/65/EU	Compliant
------------------------------	-----------

EU ELV Directive 2000/53/EC	Compliant
-----------------------------	-----------

China RoHS 2 Directive MIIT Order No 32, 2016	No Restricted Materials Above Threshold
---	---

EU REACH Regulation (EC) No. 1907/2006	Current ECHA Candidate List: JUNE 2023 (235) Candidate List Declared Against: JAN 2023 (233) Does not contain REACH SVHC
--	--

Halogen Content	Not Low Halogen - contains Br or Cl > 900 ppm.
-----------------	--

Solder Process Capability	Wave solder capable to 265°C
---------------------------	------------------------------

Product Compliance Disclaimer

This information is provided based on reasonable inquiry of our suppliers and represents our current actual knowledge based on the information they provided. This information is subject to change. The part numbers that TE has identified as EU RoHS compliant have a maximum concentration of 0.1% by weight in homogenous materials for lead, hexavalent chromium, mercury, PBB, PBDE, DBP, BBP, DEHP, DIBP, and 0.01% for cadmium, or qualify for an exemption to these limits as defined in the Annexes of Directive 2011/65/EU (RoHS2). Finished electrical and electronic equipment products will be CE marked as required by Directive 2011/65/EU. Components may not be CE marked. Additionally, the part numbers that TE has identified as EU ELV compliant have a maximum concentration of 0.1% by weight in homogenous materials for lead, hexavalent chromium, and mercury, and 0.01% for cadmium, or qualify for an exemption to these limits as defined in the Annexes of Directive 2000/53/EC (ELV). Regarding the REACH Regulation, the information TE provides on SVHC in articles for this part number is based on the latest European Chemicals Agency (ECHA) 'Guidance on requirements for substances in articles' posted at this URL: <https://echa.europa.eu/guidance-documents/guidance-on-reach>

Compatible Parts



TE Part # CAT-Z30-T92H
2 Pole Relays: Power Relays, Standard, Monostable, 1700 mW


Customers Also Bought



TE Part #4-1879234-3
SMF5 30K 5%



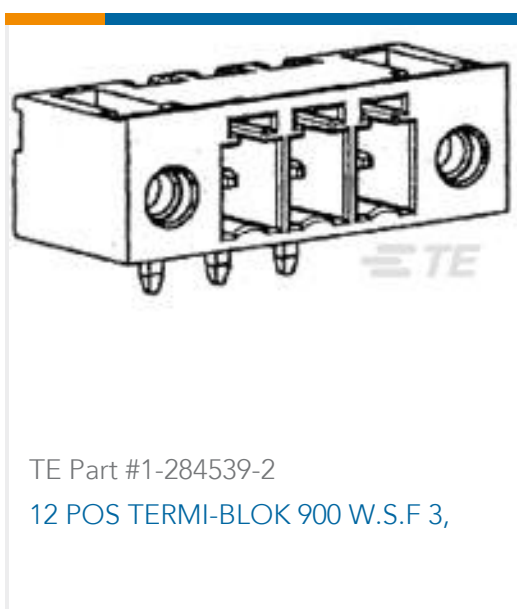
TE Part #1676625-9
HSA25 5K6 5%



TE Part #284510-6
6P TERMI-BLOK PLUG CON VITI



TE Part #2-1879216-8
CPF 0402 97K6 0.1% 25PPM 1K RL



TE Part #1-284539-2
12 POS TERMI-BLOK 900 W.S.F 3,



TE Part #2-1879502-8
CRGH2512 5% 180K 2W



TE Part #1-1879502-4
CRGH2512 5% 47K 2W



TE Part #1743386-1
MQS HDR 8P ASSY(V-TYPE/A)



Documents

CAD Files

3D PDF

3D

Customer View Model

[ENG_CVM_CVM_6-1423008-6_A.2d_dxf.zip](#)

English

Customer View Model

[ENG_CVM_CVM_6-1423008-6_A.3d_igs.zip](#)

English

Customer View Model

[ENG_CVM_CVM_6-1423008-6_A.3d_stp.zip](#)

English

By downloading the CAD file I accept and agree to the [Terms and Conditions](#) of use.

Datasheets & Catalog Pages

Datasheet - Ev Charging Relays Contactors

English

T92 Two-Pole, 30 Amp, PC Board or Panel Mount Relay

English

T92H Series Two-pole Power Relay

English

POTTER & BRUMFIELD POWER RELAY T92 SERIES

English

Product Specifications

T92 TRAY PACKING

English

Definitions General Purpose Relays

English

Agency Approvals

UL

English