

Features

Switching Regulator

- Designed for 12V - 60V battery-powered apps
- Wide input range (6.5V - 72V)
- 100V surge withstand
- -40°C to +105°C operation at 48V input, full load
- Short circuit protected
- Efficiency up to 83%, no need for heatsinks

R-78HE-0.3

0.3 Amp
SIP3
Single Output



Description

The R-78HE-5.0-0.3 is a low cost switching regulator module in a compact SIP3 package that has been specially designed for battery-powered use, but will find many other high input voltage applications. The exceptionally wide input voltage and operating temperature range, high MTBF (15 mio. hrs), tight regulation and low quiescent current consumption makes this converter ideal for 36V/48V lithium-ion and 12V/24V/48V lead-acid battery-powered applications. The 100V surge withstand capability means that external voltage clamping circuits can be eliminated and only a simple LC filter is needed for Class A and B EMC conformity.

Selection Guide

Part Number	Input Voltage Range [VDC]	Output Voltage [VDC]	Output Current [mA]	Efficiency ⁽¹⁾		Max. Capacitive Load ⁽²⁾ [µF]
				@ min. Vin [%]	@ max. Vin [%]	
R-78HE5.0-0.3	6.5 - 72	5	300	83	72	470

Notes:

Note1: Efficiency is tested at full load at +25°C ambient

Note2: Max. Cap Load is tested at nominal input and constant resistive load

Model Numbering

R-78HE5.0-0.3
Output Voltage 5.0 Output Current 0.3

Specifications (measured @ Ta= 25°C, nom. Vin, full load and after warm-up unless otherwise stated)

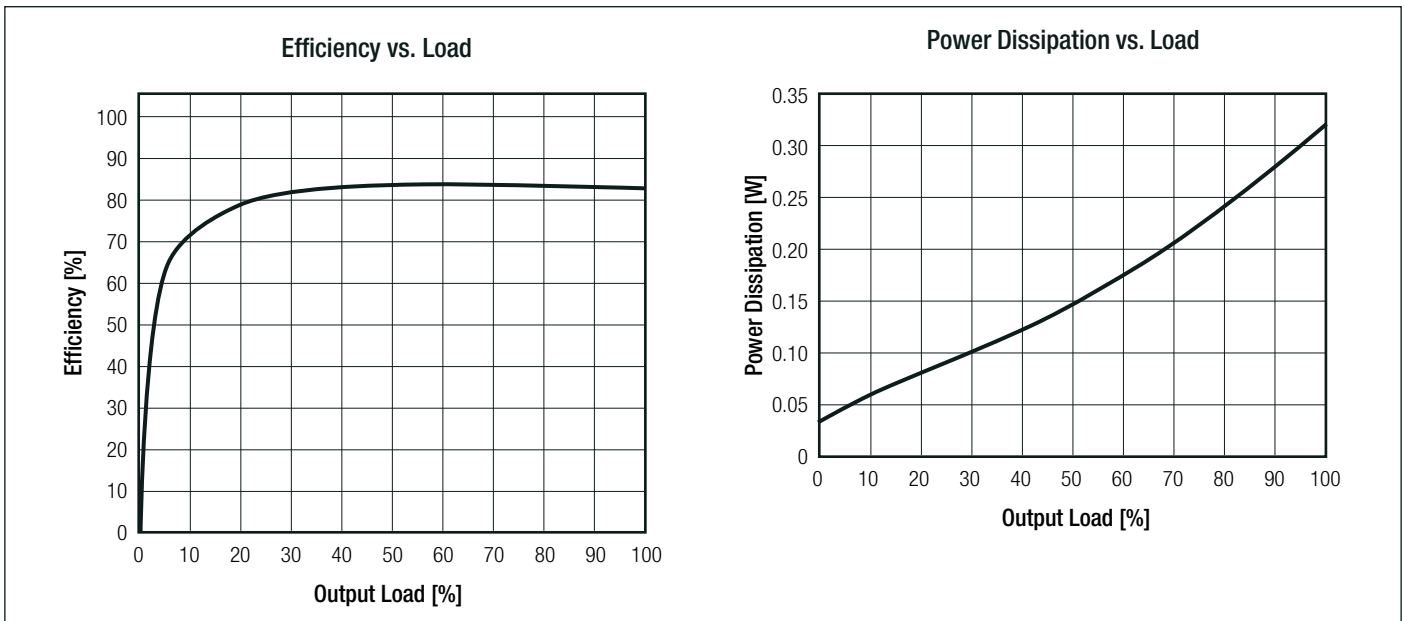
BASIC CHARACTERISTICS				
Parameter	Condition	Min.	Typ.	Max.
Internal Input Filter				capacitor
Input Voltage Range	nom. Vin= 24VDC	6.5VDC		72VDC
Input Surge Voltage	100ms max.			100VDC
Quiescent Current			1.5mA	3mA
Under Voltage Lockout	DC-DC ON DC-DC OFF		5.3VDC 5.1VDC	
Minimum Load		0%		
Internal Operating Frequency	nom. Vin= 24VDC		135kHz	
Output Ripple and Noise ⁽³⁾	20MHz BW			150mVp-p

Notes:

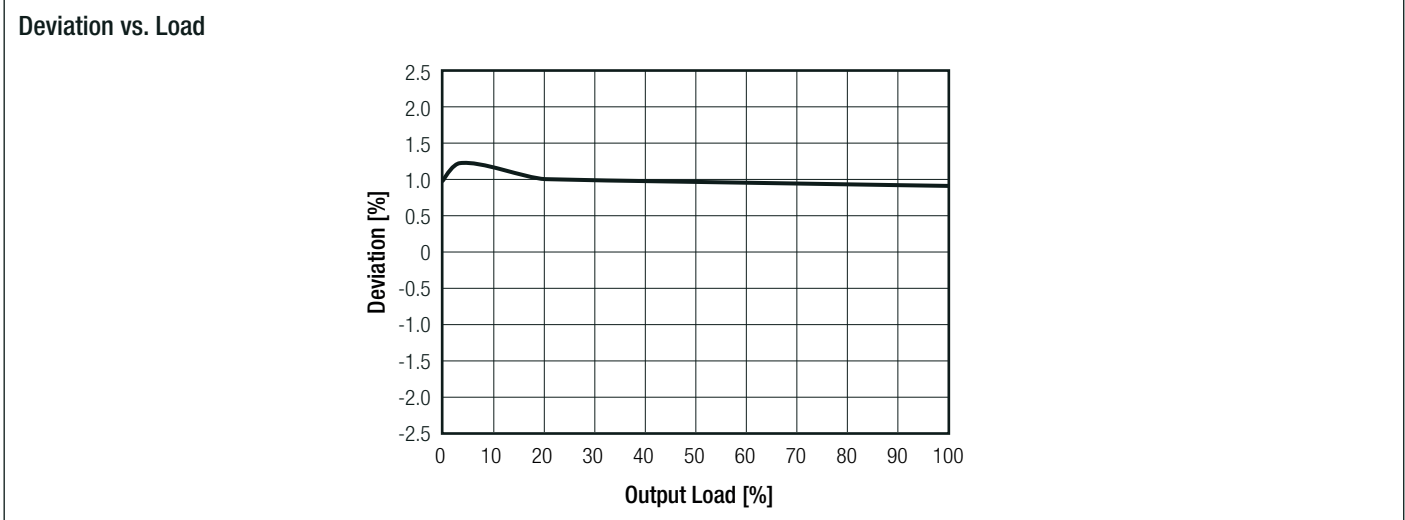
Note3: Measurements are made with a 10µF MLCC across output (low ESR)

continued on next page

Specifications (measured @ Ta= 25°C, nom. Vin, full load and after warm-up unless otherwise stated)



REGULATIONS		
Parameter	Condition	Value
Output Accuracy	full load	±1.0% typ. / ±2.5% max.
Line Regulation	low line to high line, full load	8-72Vin 6.5-72Vin ±1.0% typ. ±1.5% max.
Load Regulation	0% to 100% load	1.0% typ.



PROTECTIONS		
Parameter	Condition	Value
Short Circuit Protection (SCP)	below 100mΩ	continuous, automatic recovery
Over Current Protection (OCP)		hiccup mode, 160% typ.

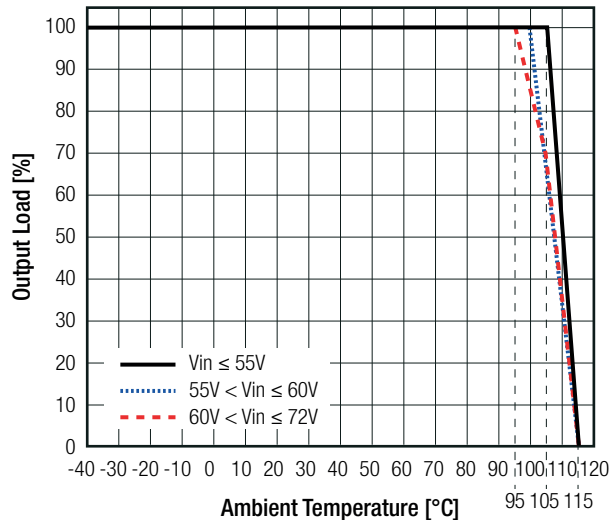
Specifications (measured @ Ta= 25°C, nom. Vin, full load and after warm-up unless otherwise stated)

ENVIRONMENTAL

Parameter	Condition		Value
Operating Temperature Range	@ natural convection 0.1m/s	full load, 48Vin refer to derating graph	-40°C to +105°C -40°C to +115°C
Maximum Case Temperature			120°C
Temperature Coefficient			0.02%/K
Thermal Impedance	0.1m/s, horizontal		37K/W
Operating Altitude			2000m
Operating Humidity	non-condensing		5% - 95% RH max.
Pollution Degree			PD2
Shock			according to MIL-STD 202G standard
Vibration			according to MIL-STD 202G standard
MTBF	according to MIL-HDBK-217F, G.B.	+25°C	15000 x 10 ³ hours
		+95°C	1000 x 10 ³ hours

Derating Graph

(@ Chamber and natural convection 0.1 m/s)

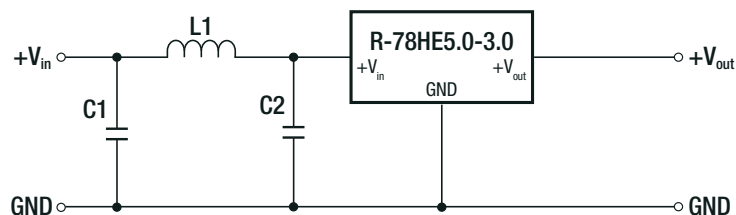


SAFETY AND CERTIFICATIONS

Certificate Type (Safety)	Report / File Number	Standard
RoHS2		RoHS 2011/65/EU + AM2015/863

EMC Compliance	Condition	Standard / Criterion
Electromagnetic compatibility of multimedia equipment - Emission requirements	with external filter	EN55032, Class A and B

EMC Filter suggestion according to EN55032 Class A and B



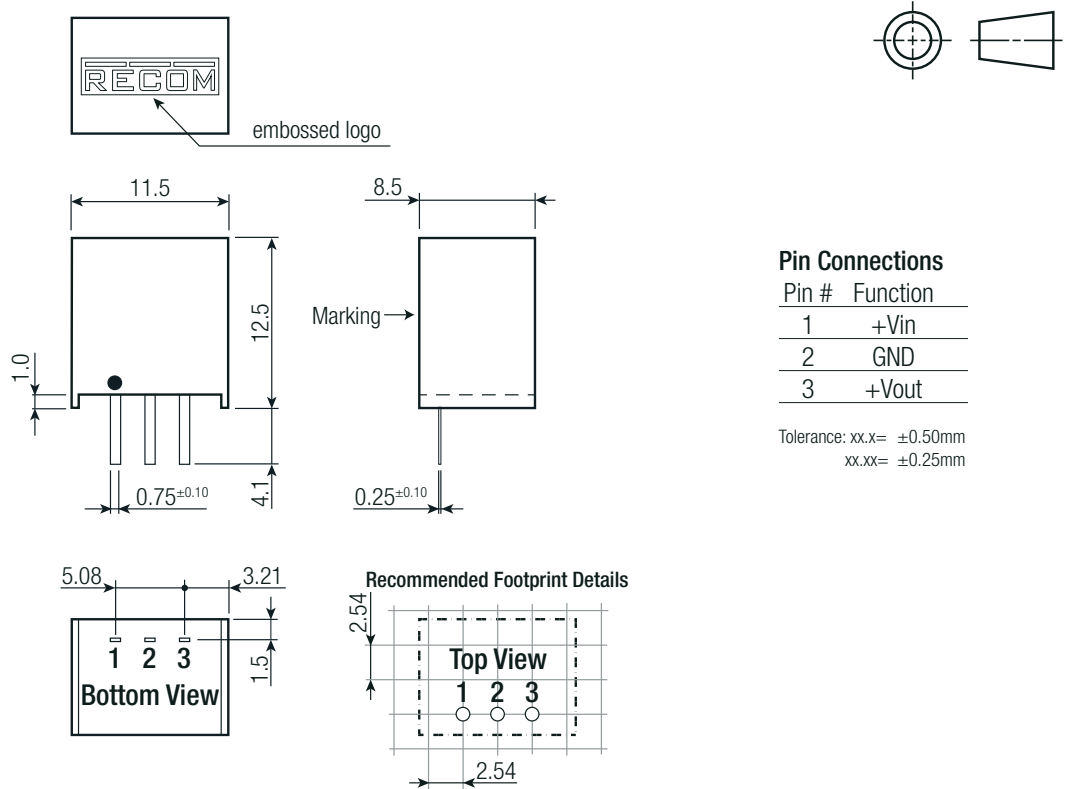
Component List

Level	C1	C2	L1
Class A	2.2µF	-	12µH choke RLS-126
Class B	2.2µF	2.2µF	68µH choke RLS-686

Specifications (measured @ Ta= 25°C, nom. Vin, full load and after warm-up unless otherwise stated)

DIMENSION AND PHYSICAL CHARACTERISTICS		
Parameter	Type	Value
Material	case potting PCB	non-conductive black plastic, (UL94 V-0) epoxy, (UL94 V-0) FR4, (UL94 V-0)
Dimension (LxWxH)		11.5 x 8.5 x 12.5mm
Weight		2.6g typ.

Dimension Drawing (mm)



PACKAGING INFORMATION		
Parameter	Type	Value
Packaging Dimension (LxWxH)	tube	520.0 x 10.7 x 23.2mm
Packaging Quantity	tube	42pcs
Storage Temperature Range		-55°C to +125°C
Storage Humidity	non-condensing	95% RH max.

The product information and specifications may be subject to changes even without prior written notice. The product has been designed for various applications; its suitability lies in the responsibility of each customer. The products are not authorized for use in safety-critical applications without RECOM's explicit written consent. A safety-critical application is an application where a failure may reasonably be expected to endanger or cause loss of life, inflict bodily harm or damage property. The applicant shall indemnify and hold harmless RECOM, its affiliated companies and its representatives against any damage claims in connection with the unauthorized use of RECOM products in such safety-critical applications.