


SMT MICRO HEADER & SOCKET

(1.27 mm) .050" PITCH • FTR/RSM SERIES

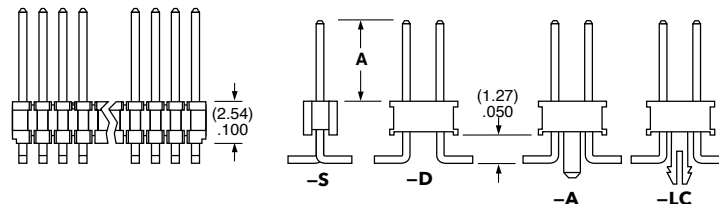
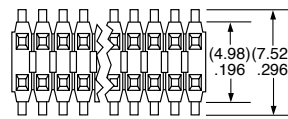
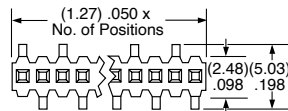


FTR
Mates:
RSM, SMS, SLM

RSM
Mates:
FTR, HTMS, HDWM,
DWM, TML, ZML, TMS

SPECIFICATIONS

Insulator Material:
Black Liquid Crystal Polymer
Contact Material:
RSM: Phosphor Bronze
Terminal Material:
FTR: Phosphor Bronze
Plating:
Au or Sn over
50 μ " (1.27 μ m) Ni
Operating Temp Range:
FTR: -55 °C to +105 °C with Tin;
FTR: -55 °C to +125 °C with Gold
RSM: -55 °C to +125 °C
Current Rating (FTR/RSM):
3.8 A per pin
(2 pins powered)
Voltage Rating:
290 VAC
Lead Size Accepted:
RSM: (0.46 mm) .018" SQ
Insertion Depth:
RSM: Top Entry =
(2.64 mm) .104" to (5.84 mm) .230"
with (0.38 mm) .015" wipe, or
pass-through.
RSM: Bottom Entry =
(5.49 mm) .216" minimum
(Add board thickness for
correct post OAL)



| | | | | | | |
|------------|----------|-------------------------|-------------------|-----------------------|-------------------|---------------|
| FTR | 1 | NO. PINS PER ROW | LEAD STYLE | PLATING OPTION | ROW OPTION | OPTION |
|------------|----------|-------------------------|-------------------|-----------------------|-------------------|---------------|

02 thru 40

Specify
LEAD
STYLE
from
chart

-L
= 10 μ " (0.25 μ m)
Gold on post,
Matte Tin on tail

-G
= 10 μ " (0.25 μ m)
Gold on post,
Gold flash on tail

-S
= Single Row

-D
= Double Row

| LEAD STYLE | A |
|------------|--------------|
| -01 | (5.84) .230 |
| -02 | (2.54) .100 |
| -03 | (3.18) .125 |
| -51 | (4.83) .190 |
| -52 | (5.21) .205 |
| -53 | (7.24) .285 |
| -54 | (8.51) .335 |
| -55 | (9.91) .390 |
| -56 | (10.29) .405 |
| -57 | (10.92) .430 |

-XX"
= Polarized

-A
= Alignment Pin
(5 positions min. for -D)
(Metal or plastic
at Samtec discretion)
(Not available with -LC)

-LC
= Locking Clip
(6 positions min. for -D)
(Not available with -A)
(Manual placement required)

-P
= Plastic Pick & Place Pad
(5 positions min. for -D)
(8 positions min. for -S)

-TR
= Tape & Reel
(4 positions min. for -S)

-FR
= Full Reel Tape & Reel
(must order max. quantity
per reel; contact Samtec
for quantity breaks)
(4 positions min. for -S)

PROCESSING

Lead-Free Solderable:
Yes
SMT Lead Coplanarity:
RSM: (0.10 mm) .004" max
FTR: (0.10 mm) .004" max (02-20)
FTR: (0.15 mm) .006" max (21-40)*
*(.004" stencil solution
may be available; contact
ipg@samtec.com)

| | | | | | | |
|------------|----------|-------------------------|-----------|-----------------------|-------------------|---------------|
| RSM | 1 | NO. PINS PER ROW | 02 | PLATING OPTION | ROW OPTION | OPTION |
|------------|----------|-------------------------|-----------|-----------------------|-------------------|---------------|

02 thru 36

-L
= 10 μ " (0.25 μ m)
Gold on contact,
Matte Tin on tail

-S
= Single Row

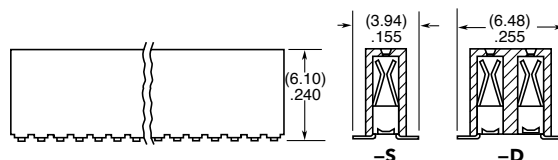
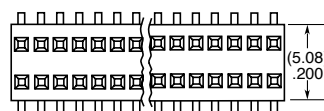
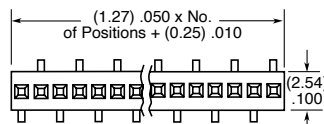
-D
= Double Row

-K
= (6.25 mm) .246" DIA
Polyimide film
Pick & Place Pad
(5 positions
minimum for -D)
(7 positions
minimum for -S)

-P
= Plastic Pick &
Place Pad
(5 positions
minimum for -D)
(6 positions
minimum for -S)

-TR
= Tape & Reel

-FR
= Full Reel Tape & Reel
(must order max.
quantity per reel;
contact Samtec for
quantity breaks)



ALSO AVAILABLE
MOQ Required

Other platings
Locking clips

Note:
Some lengths, styles and
options are non-standard,
non-returnable.