



Technical Data

General Data

Solder pin length	3.25 mm		
min. number of poles	2		
max. number of poles	12		
Insulating material class	CTI 600		
clearance/creepage dist.	3.01 mm		
Protection category	IP00		
Rated current	10 A		
Overvoltage category	III	III	II
Pollution degree	3	2	2
Rated voltage	200 V	500 V	500 V
Rated test voltage	4 kV	4 kV	4 kV

Approvals

 V / A	300 / 8
approval UL - File No.	E121004
 1.5 mm ²	130 V / 2.5 kV / 10 A / 0.8 x 0.8 mm

Material

insulating material	PA66/6T
flammability class	V0
contact pin material	CuMg
contact pin surface	Ni + Sn
Glow-Wire Flammability GWFI	960 °C acc. to IEC 60695-2-12
Glow-Wire Flammability GWIT	775 °C acc. to IEC 60695-2-13

Climatic Data

upper limit temperature	105 °C
lower limit temperature	-40 °C

general

Tolerance	ISO 2768 -mH
Solderability	reflowable

U | Contact

Data sheet
PR044xxVBBN Type 191

Page 3/6

P/N
311911xx

xx=number of poles

2023/06/26

Version: X

Accessories

P/N	Designation
720293-01-2	Coding Star for pin header, centerline 3.81 mm



U | Contact

Data sheet PR044xxVBBN Type 191

Page 4/6

P/N
311911xx

xx=number of poles

2023/06/26

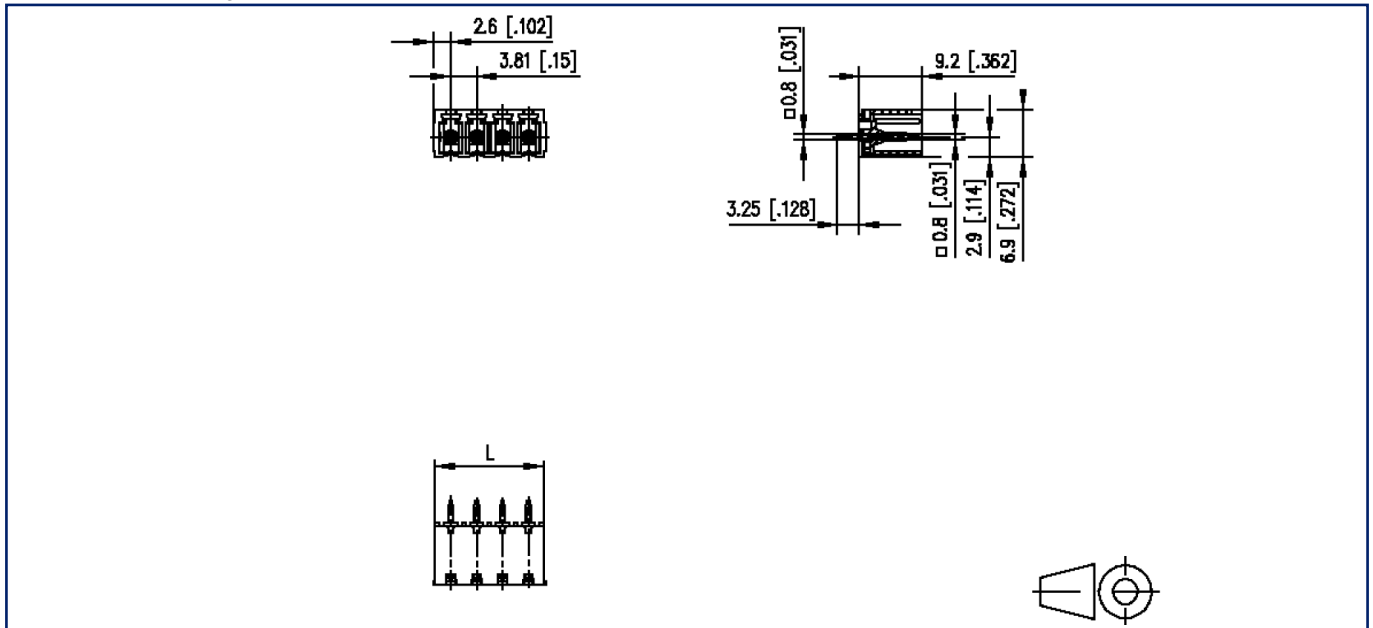
Version: X

Counterpart of

P/N	Designation
311131	RP034xxHBLO Type 113
311141	RP034xxHBLN Type 114
313691	RP034xxVBLN Type 369
ASP044	SP044xxVBNN ASP044
ASP064	SP064xxVGNN ASP064

Illustrations

Dimensional drawing



$L = (\text{pole size} - 1) \times \text{centerline} + 5.2 \text{ mm} [0.205]$

Illustrations

Drill pattern

