



Nominal input current at U_N	2 mA (230 V); 26.3 mA (24 V)
--------------------------------	------------------------------

Load circuit

Number of make/switch-on contacts	1
Contact material (relay)	AgSnO ₂
Limiting continuous current	3 A
Switching voltage (max.)	AC 250 V
Switching power (resistive) max.	AC 750 VA; DC (see load limit curve)
Switching capacity	AC-15: 3 A / AC 250 V; DC-13: 2 A / DC 24 V
Recommended minimum load	10 V / 10 mA; 24 V / 1 mA
Pull-in time (typ.)	8 ms
Drop-out time (typ.)	4 ms
Electrical life (NO; resistive load; 23 °C)	50 x 10 ³ switching operations
Mechanical life	5 x 10 ⁶ switching operations

Signaling

Status indicator	Green LED
------------------	-----------

Safety and protection

Rated voltage	250 V
Pollution degree	2
Dielectric strength (control/load circuit) (AC, 1 min)	3 kVrms
Dielectric strength (open contact) (AC, 1 min)	1 kVrms
Protection type	IP20

Physical data

Width	10.3 mm / 0.406 inches
Height	77.7 mm / 3.059 inches
Height from the surface	59.3 mm / 2.335 inches
Depth	52 mm / 2.047 inches

Mechanical data

Mounting type	Pluggable module for TOPJOB [®] S carrier terminal block
---------------	---

Subject to changes. Please also observe the further product documentation!



Material data

Flammability class per UL94	V0
Fire load	0.133 MJ
Weight	31.6 g

Environmental requirements

Ambient temperature (operation at U_N)	-40 ... +70 °C
Ambient temperature (storage)	-40 ... +85 °C
Processing temperature	-25 ... +50 °C
Operating altitude (max.)	2000 m

Standards and specifications

Standards/specifications	EN 61010-2-201 EN 61373 EN 50121-3-2
--------------------------	--

Commercial data

eCl@ss 10.0	27-14-11-49
eCl@ss 9.0	27-14-11-49
ETIM 8.0	EC002018
ETIM 7.0	EC002018
Recupel Type	
ECCN	NO DATA
PU (SPU)	6 pcs
Packaging type	box
Country of origin	DE
GTIN	4055143709538
Customs tariff number	85364900990

Environmental Product Compliance

CAS-No.	7439-92-1 79-94-7
REACH Candidate List Substance	2,2',6,6'-tetrabromo-4,4'-isopropylidenediphenol Lead
RoHS Compliance Status	Compliant,With Exemption

Subject to changes. Please also observe the further product documentation!




WAGO GmbH & Co. KG
Hansastr. 27
32423 Minden
Phone: +49571 887-0 | Fax: +49571 887-169
Email: info.de@wago.com | Web: www.wago.com

Do you have any questions about our products?
We are always happy to take your call at +49 (571) 887-44222.


RoHS Exemption	6(c) 7(a) 7(c)-I 7(c)-II
SCIP notification number (Austria)	0694f120-feed-4ded-bbde-7f27a625ae68
SCIP notification number (Belgium)	b25e496a-8056-4411-b075-ce516850bb8e
SCIP notification number (Bulgaria)	9c72c8ab-cafd-4e76-b1ec-7b7c7d720dcc
SCIP notification number (Czech Republic)	1f13344e-9619-46e9-b522-d8e841bc7e6f
SCIP notification number (Denmark)	0ae12061-5423-48bc-ac34-d5c0599e1dfe
SCIP notification number (Finland)	e274da6d-c517-47e0-9a12-58b0344b3332
SCIP notification number (France)	a86fd98c-cbf4-43bf-8ea7-10b8026eb206
SCIP notification number (Germany)	7d0fba40-71cd-4e8f-87d9-5db43a1865d3
SCIP notification number (Hungary)	a81b73d0-0727-4c8d-af41-4f5d747182bf
SCIP notification number (Italy)	c49ef430-06f8-4867-bbcf-fd394d718ee4
SCIP notification number (Netherlands)	5173f441-20b6-40b0-9d9d-f4b862829d3f
SCIP notification number (Poland)	f2953b79-8f19-4ae0-84f2-6074f75fe9de
SCIP notification number (Romania)	b23aa75f-0ca2-4d9b-a0a1-5f92166db455
SCIP notification number (Sweden)	c2e9e5f0-eed1-4897-a752-83593fa29819

Approvals / Certificates

General approvals

Logo	Approval	Additional Approval Text	Certificate name
	EAC Brjansker Zertifizierungsstelle	TP TC 020/2011	EAC_Certificate_RU_C-DE.AM02.B.00115_19
	EAC Brjansker Zertifizierungsstelle	TP TC 004/2011	EAC RU C-DE.AM02.B.00122/19
	UL Underwriters Laboratories Inc. (ORDINARY LOCATIONS)	UL 61010-1	E175199

Declarations of conformity and manufacturer's declarations

Logo	Approval	Additional Approval Text	Certificate name
	EU-Declaration of Conformity WAGO GmbH & Co. KG	-	-

Subject to changes. Please also observe the further product documentation!

Optional accessories

Terminal blocks

Carrier terminal block for modules and plugs



Item no.: 2002-1961

2-conductor carrier terminal block; with additional jumper position; for DIN-rail 35 x 15 and 35 x 7.5; 2.5 mm²; Push-in CAGE CLAMP®; 2,50 mm²; gray www.wago.com/2002-1961



Item no.: 2002-1761

3-conductor carrier terminal block; for DIN-rail 35 x 15 and 35 x 7.5; 2.5 mm²; Push-in CAGE CLAMP®; 2,50 mm²; gray www.wago.com/2002-1761



Item no.: 2002-1861

4-conductor carrier terminal block; for DIN-rail 35 x 15 and 35 x 7.5; 2.5 mm²; Push-in CAGE CLAMP®; 2,50 mm²; gray www.wago.com/2002-1861

Marking accessories

Marking strip



Item no.: 2009-110

Marking strips; for Smart Printer; on reel; not stretchable; plain; snap-on type; white

www.wago.com/2009-110

Marker



Item no.: 2009-115

WMB-Inline; for Smart Printer; 1500 pieces on roll; stretchable 5 - 5.2 mm; plain; snap-on type; white

www.wago.com/2009-115



Item no.: 793-501

WMB marking card; as card; not stretchable; plain; snap-on type; white

www.wago.com/793-501



Item no.: 793-5501

WMB marking card; as card; for terminal block width 5 - 17.5 mm; stretchable 5 - 5.2 mm; plain; snap-on type; white www.wago.com/793-5501

End plate

End plate



Item no.: 2002-1892

End and intermediate plate; 1 mm thick; orange

www.wago.com/2002-1892



Item no.: 2002-1891

End and intermediate plate; 1 mm thick; gray

www.wago.com/2002-1891



Item no.: 2002-1991

End and intermediate plate; 1 mm thick; gray

www.wago.com/2002-1991

Subject to changes. Please also observe the further product documentation!

WAGO GmbH & Co. KG

Hansastr. 27

32423 Minden





Phone: +49571 887-0 | Fax: +49571 887-169

Email: info.de@wago.com | Web: www.wago.com

Do you have any questions about our products?

We are always happy to take your call at +49 (571) 887-44222.



	Item no.: 2002-1992 End and intermediate plate; 1 mm thick; orange	www.wago.com/2002-1992
	Item no.: 2002-1691 End and intermediate plate; 1 mm thick; gray	www.wago.com/2002-1691
	Item no.: 2002-1692 End and intermediate plate; 1 mm thick; orange	www.wago.com/2002-1692
	Item no.: 2002-1791 End and intermediate plate; 1 mm thick; gray	www.wago.com/2002-1791
	Item no.: 2002-1792 End and intermediate plate; 1 mm thick; orange	www.wago.com/2002-1792

Downloads

Documentation

Bid Text

2042-3809 docx - Datei	2019 Feb 20	docx 17.1 kB	Download
2042-3809 X81 - Datei	2019 Feb 19	xml 3.9 kB	Download

Instruction Leaflet

Pluggable Relay Module / Pluggable Solid-State Relay Module	V 1.1.0	pdf 2.0 MB	Download
---	---------	---------------	----------

Additional Information

Disposal and Recycling Electrical and electronic equipment, Batteries, Packaging	V 1.1.0 2022 Aug 18	pdf 2.2 MB	Download
---	------------------------	---------------	----------

CAD/CAE-Data

CAD data

2D/3D Models 2042-3809	URL	Download
------------------------	-----	----------

CAE data

ZUKEN Portal 2042-3809	URL	Download
------------------------	-----	----------

Asset Administration Shell

Subject to changes. Please also observe the further product documentation!



Asset Administration Shell 2042-3809

[URL](#)

[Download](#)

Environmental Product Compliance

Compliance Search

Environmental Product Compliance 2042-3809

[URL](#)

[Download](#)

Relay module; Nominal input voltage: 24 ... 230 V AC/DC; 1 make contact; Limiting continuous current: 3 A; Green status indicator; Module width: 10 mm

Installation Notes

Subject to changes. Please also observe the further product documentation!

WAGO GmbH & Co. KG

Hansastr. 27

32423 Minden

Phone: +49571 887-0 | Fax: +49571 887-169

Email: info.de@wago.com | Web: www.wago.com

Do you have any questions about our products?

We are always happy to take your call at +49 (571) 887-44222.