



Y(B)8066

Directional Yagi Antenna 806-896 MHz

Laird Connectivity premium series directional Yagi antennas are fully gold anodized for corrosion resistance. All UHF and above frequency antennas feature internal matching to assure broad bandwidth and resistance to severe weather conditions. There is no gamma match to ice up, corrode or detune. Our engineering staff has optimized the product family for forward gain by computer analysis and then field-tested each for conformance.

FEATURES AND BENEFITS

- All UHF and higher frequency antennas feature 360° welds around each element and an end-of-boom N connector feed with an internal transmission line feeding the driven element.
- Each Yagi is tuned on a network analyzer for best power match and lowest VSWR.
- All Yagi antennas ship complete with a high-quality cast aluminum mounting kit that includes stainless-steel hardware and allows vertical or horizontal orientation during installation (VHF models require light assembly)

APPLICATIONS

- Point-to-point and multi-point/omnidirectional outdoor antennas applications used by private organizations and government agencies around the globe
- Typical applications include transportation such as railroad switching, remote locations reporting examples that include oil fields, weather conditions and, meter data transmissions for utilities

ELECTRICAL SPECIFICATION

Model Name	Y(B)8066
Operating Frequency (MHz)	806-896
Frequency Bandwidth (MHz)	90
VSWR	<2.0:1
Return Loss (dB)	-10 max
Gain (dBd)	9.0
Nominal Impedance (Ohms)	50
Max Power - Ambient 25°C (W)	300
Polarization	Vertical or horizontal
Pattern	Directional
Vertical Plane 3 dB Beamwidth	52°
Horizontal Plane 3 dB Beamwidth	56°
Tuning	Fixed
Transmitting/Receiving	Both
Front-to-Back Ratio (dB)	20

MECHANICAL SPECIFICATION

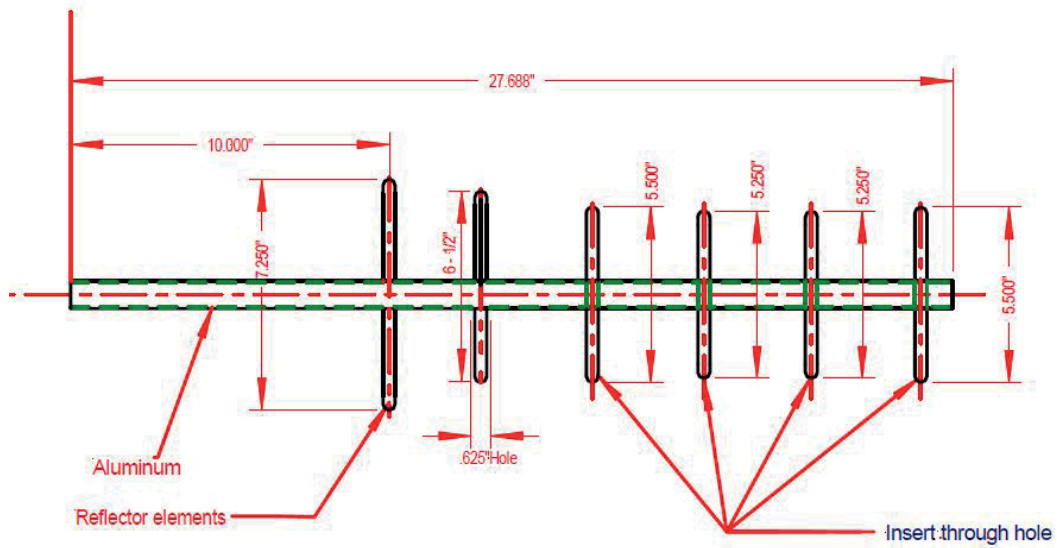
Dimensions - L x H - cm (inches)	70.33 x 18.41 (27.69 x 7.25)
Weight - kg (lbs.)	1.77 (3.9)
Boom Diameter - cm (inches)	2.22 (0.875)
Cable Type	None
Material	Aluminum
Equivalent Flat Area - sq. ft.	0.2505
Termination	N-female connector
Color	Gold or black anodized
Lightning Protection	Lightning Arrestor LABH350NN (Sold Separately)



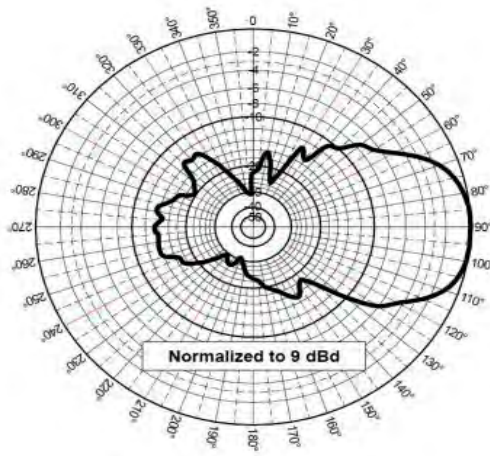
ENVIRONMENTAL SPECIFICATION

Rated Wind Velocity - km/hr (mph)	241 (150)
Rated Wind Velocity w/ 0.5: radial ice - km/hr (mph)	130 (80)

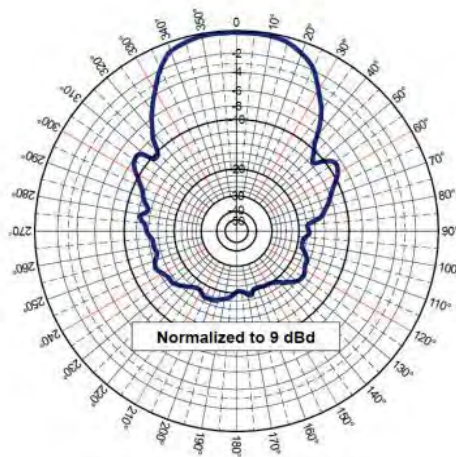
MECHANICAL DRAWING



RADIATION PATTERNS



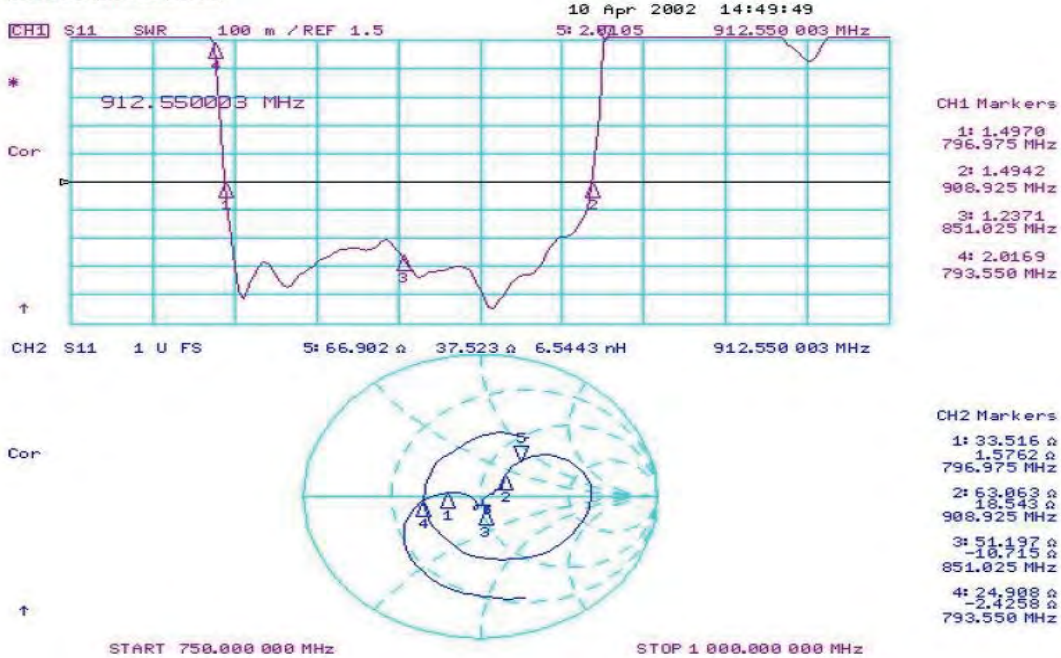
**Vertical-to-Vertical Polarization
Azimuthal Pattern (X, Y or E-Plane)**



**Horizontal-to-Horizontal Polarization
Elevation Pattern (Y, Z or H-Plane)**

VSWR

VSWR of Y(B)8066



Y8066 Typical VSWR sweeps – Primary Specifications

Marker 1: 1.4970 to 1 @ 796.975 MHz
 Marker 2: 1.4942 to 1 @ 908.925 MHz
 Marker 3: 1.2371 to 1 @ 851.025 MHz

Y8066 Typical VSWR sweeps – Secondary Specifications

Marker 4: 2.0 to 1 @ 793.550 MHz
 Marker 5: 2.0 to 1 @ 912.550 MHz
 4/10/2002

TE TECHNICAL SUPPORT CENTER

USA:	+1 (800) 522-6752
Canada:	+1 (905) 475-6222
Mexico:	+52 (0) 55-1106-0800
Latin/S. America:	+54 (0) 11-4733-2200
Germany:	+49 (0) 6251-133-1999
UK:	+44 (0) 800-267666
France:	+33 (0) 1-3420-8686
Netherlands:	+31 (0) 73-6246-999
China:	+86 (0) 400-820-6015

te.com

TE Connectivity, TE Connectivity (logo) and Every Connection Counts are trademarks. All other logos, products and/or company names referred to herein might be trademarks of their respective owners.

The information given herein, including drawings, illustrations and schematics which are intended for illustration purposes only, is believed to be reliable. However, TE Connectivity makes no warranties as to its accuracy or completeness and disclaims any liability in connection with its use.

TE Connectivity's obligations shall only be as set forth in TE Connectivity's Standard Terms and Conditions of Sale for this product and in no case will TE Connectivity be liable for any incidental, indirect or consequential damages arising out of the sale, resale, use or misuse of the product. Users of TE Connectivity products should make their own evaluation to determine the suitability of each such product for the specific application.

TE warrants to the original end user customer of its products that its products are free from defects in material and workmanship. Subject to conditions and limitations TE will, at its option, either repair or replace any part of its products that prove defective because of improper workmanship or materials. This limited warranty is in force for the useful lifetime of the original end product into which the TE product is installed. Useful lifetime of the original end product may vary but is not to exceed five (5) years from the original date of the end product purchase.

©2021 TE Connectivity. All Rights Reserved.

12/21 Original

