

(1.27 mm) .050"

**YFT SERIES**

# LOW PROFILE OPEN-PIN-FIELD SOCKET

## SPECIFICATIONS

For complete specifications and recommended PCB layouts see [www.samtec.com?YFT](http://www.samtec.com?YFT)

**Insulator Material:**

Black Liquid Crystal Polymer

**Terminal Material:**

Brass

**Operating Temp Range:**

-55 °C to +125 °C

**Plating:**

Au over 50 μ" (1.27 μm) Ni

**Working Voltage:**

275 VAC when mated with YFS

**Mated Cycles:**

200 with YFS

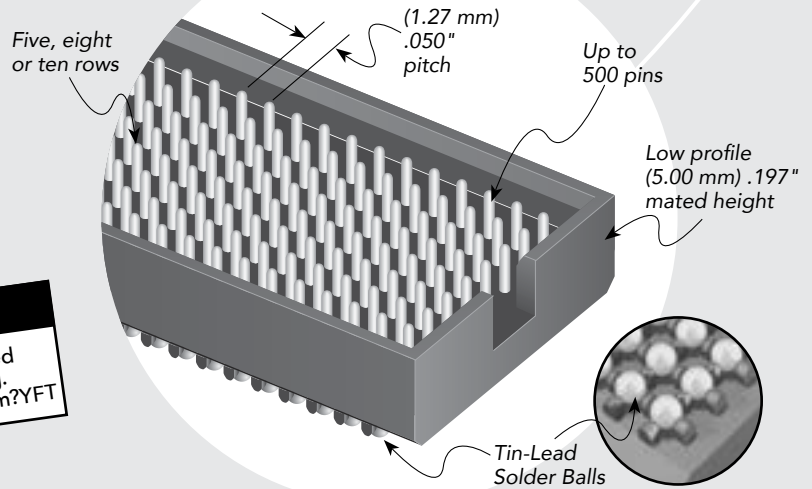
**RoHS Compliant:**

No

**Lead-Free Solderable:**

No

Mates with:  
YFS



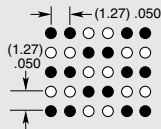
**TEST RESULTS**  
Passed 20 year mixed flowing gas testing.  
Go to: [www.samtec.com?YFT](http://www.samtec.com?YFT)

## RECOGNITIONS

For complete scope of recognitions see [www.samtec.com/quality](http://www.samtec.com/quality)



## DIFFERENTIAL APPLICATION



ARRAY	PAIR COUNT
50x10	125
40x10	100
30x10	75
20x10	50
20x8	40
20x5	25

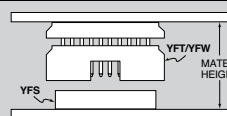
## ALSO AVAILABLE (MOQ REQUIRED)

- 30, 40 & 50 positions in 5 & 8 rows
- 3 & 6 rows
- Contact Samtec.

**Note:** Some sizes, styles and options are non-standard, non-returnable.

TYPE	NO. PINS PER ROW	05	PLATING OPTION	ROW OPTION	SB	OTHER OPTION
<b>YFT</b> = Header	<b>-20</b> = -05, -08, and -10 row		<b>-H</b> = 30 μ" (0.76 μm) Gold on post	<b>-05</b> = Five Row <b>-08</b> = Eight Row <b>-10</b> = Ten Row		<b>-K</b> = Polyimide Film Pick & Place Pad <b>-TR</b> = Tape & Reel <b>-FR</b> = Full Reel Tape & Reel (must order max. quantity per reel; contact Samtec for quantity breaks)

## STACK HEIGHTS



HEADER/STACKER	MATED HEIGHT
YFT-05	(5.00) .197
YFW-07*	(7.00) .276
YFW-09*	(9.00) .354
YFW-12*	(12.00) .472
YFW-19*	(19.00) .748
YFW-25*	(25.00) .984

Processing conditions will affect mated height.  
\* See YFW Series for specifications

