

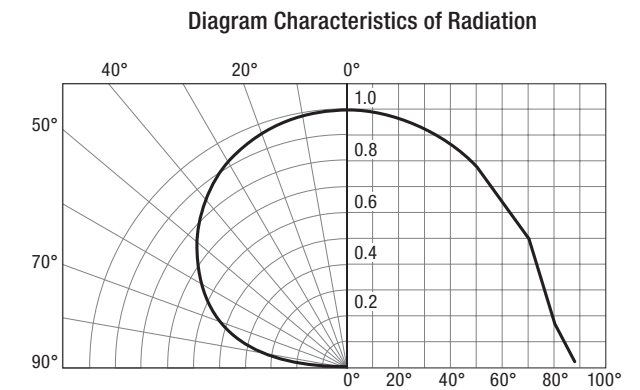
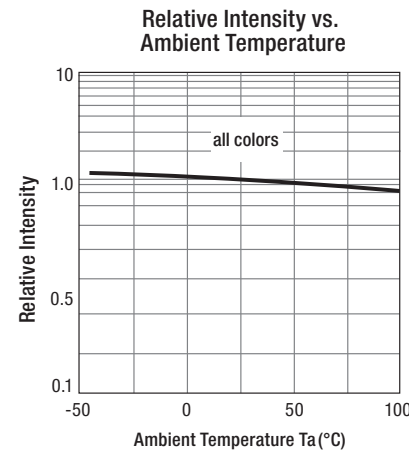
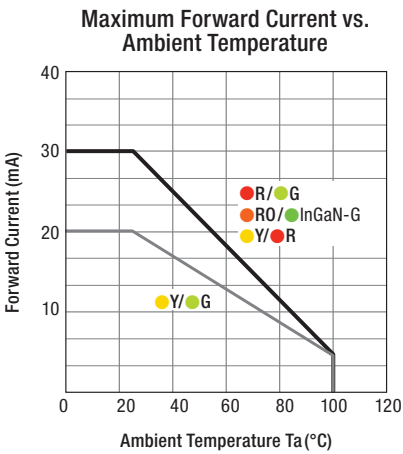
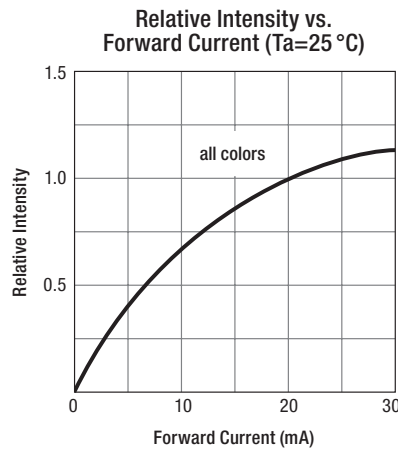
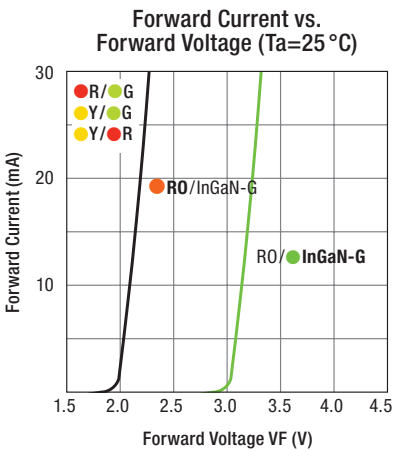


### Electrical/Optical Characteristics

Dialight P/N		Emitted Color	Material	Lens Color	Luminous Intensity			Dominant Wavelength			Forward Voltage			Viewing Angle (°deg.)	Thermal Resistance (°C/W) Rth(j-s) If=20 ma	Reverse Current Intensity (µA) (Ir) VR=5V
20-Piece Tape	7" Reel, 4000 pcs				If = 20 ma											
					Min	Typ	Max	Min	Typ	Max	Min	Typ	Max			
598-8610-202F	598-8610-207F	Red	AlInGaP	Non-Diffused	40	65	90	630	635	640	1.8	2.1	2.4	140	450	10
		Green			30	40	50	565	570	575	1.8	2.1	2.4			
598-8621-202F	598-8621-207F	Red-Orange	InGaN		90	120	150	620	625	630	1.8	2.1	2.4			
		Green			260	580	900	520	525	530	3.0	3.2	3.4			
598-8640-202F	598-8640-207F	Yellow	AlInGaP		80	155	230	585	590	595	1.8	2.1	2.4			
		Green			30	40	50	565	570	575	1.8	2.1	2.4			
598-8660-202F	598-8660-207F	Yellow	AlInGaP		90	145	200	585	590	595	1.8	2.1	2.4			
		Red			40	65	90	630	635	640	1.8	2.1	2.4			

### Absolute Maximum Ratings @ Ts=25 °C

Power Dissipation (mW)	R 72	Y 72	RO 72	G 72	R 48	Y 48	G 48
Forward Current (mA)	Y 20		all others 30				
Reverse Voltage (V)	5						
Operating Temp (°C)	-40 to +100						
Storage Temp (°C)	-40 to +100						
Peak Pulse Fw Current (mA)	60						
Electrostatic Discharge (HBM) (V)	2000						
Junction Temp (°C)	105						



NOTE: This datasheet reflects a correction to a previous error in the polarity schematic.

Dialight reserves the right to make changes at any time in order to supply the best product possible. The most current version of this document will always be available at: [www.dialightsignalsandcomponents.com](http://www.dialightsignalsandcomponents.com)

Warranty Statement: Except for the warranty expressly provided for [herein/above/below], Dialight disclaims any and all other warranties, express or implied, including, without limitation, any warranties of merchantability, fitness for a particular purpose, title, and noninfringement.