

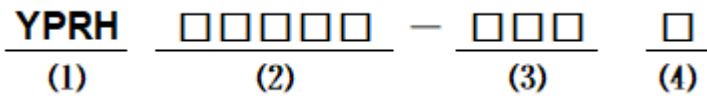
■ Features

- Enormous common mode impedance Z.
- Small dimensions.
- 1:1 turns ratio.
- High current ratings.
- Operating temperature:-40°C ~ +100°C.

■ Applications

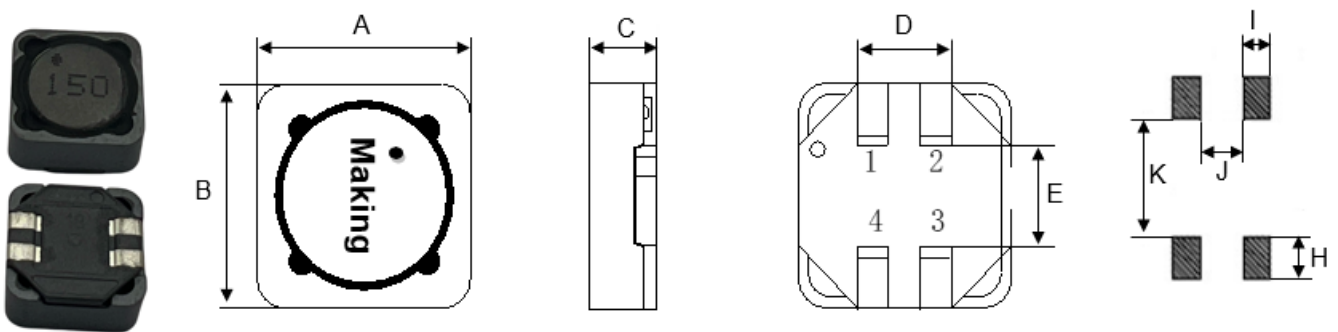
- Suppression of common mode noise.
- Power supply system.
- Data lines.

■ Product Identification



- (1) : Type
- (2) : Dimensions
- (3) : Inductance value
- (4) : Inductance Tolerance; N=±30%,M=±20%

■ Shapes and Dimensions (Unit: mm)



TYPE	A	B	C Ref.	D Ref.	E Ref.	H Ref.	I Ref.	J Ref.	K Ref.
YPRH1205C	12.0±0.5	12.0±0.5	6.5	5.0	6.5	2.8	1.5	1.5	5.8

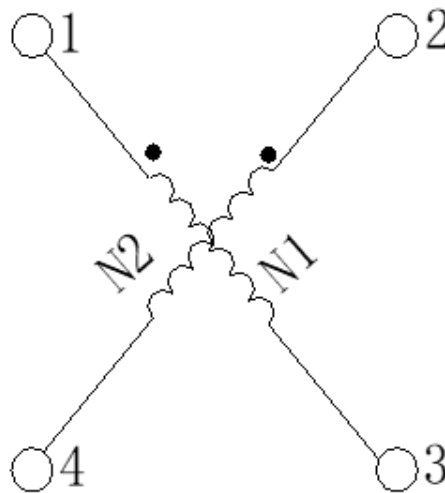
■ YPRH1205C Series

Part Number	Inductance (1-3)(2-4) (uH)	Test conditions	DCR Max. (1-3)(2-4) (mΩ)	Rated Current (1-3)(2-4) (A) ※
YPRH1205C-100M	10uH±20%	100KHz/0.25V	50	4.00
YPRH1205C-330M	33uH±20%	100KHz/0.25V	136	2.80
YPRH1205C-470M	47uH±20%	100KHz/0.25V	165	3.00
YPRH1205C-680M	68uH±20%	100KHz/0.25V	240	2.19
YPRH1205C-101M	100uH±20%	100KHz/0.25V	360	1.20

※ This indicates the value of current when the inductance is 30% lower than its initial value at D.C superposition or D.C current when temperature rise $\Delta T=40^{\circ}\text{C}$ whichever is lower. (Ta=20°C)

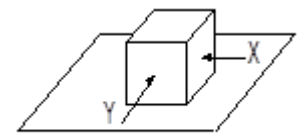
■ Coils Specification

Connection (Bottom View)

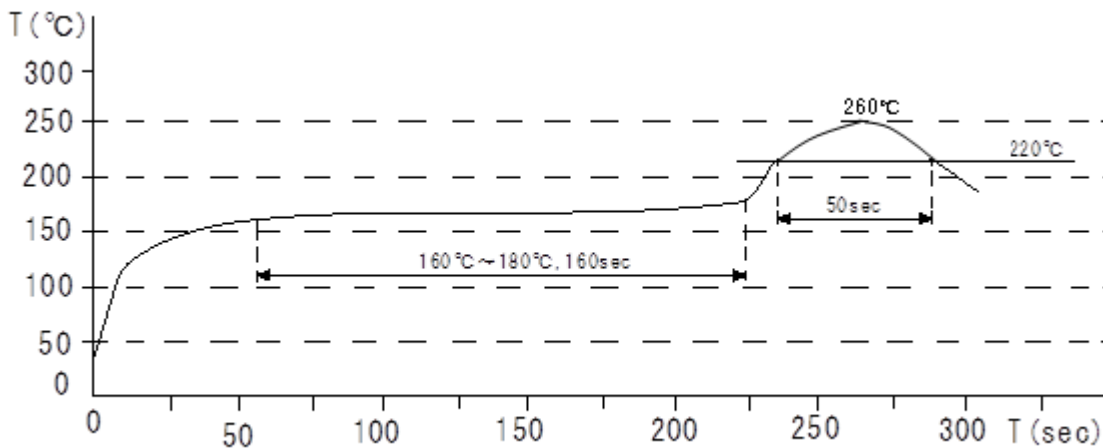


General Characteristics

- ※ Storage Temperature range : $-40^{\circ}\text{C} \sim +100^{\circ}\text{C}$
- ※ External appearance: No external defects can be found in the visual inspection.
- ※ Electrode strength: No electrode detachment should be found when the device is pushed in two directions of X and Y with the force of 5.0N for 10 ± 2 seconds after soldering between copper plate and the electrodes. (Refer to figure at right)

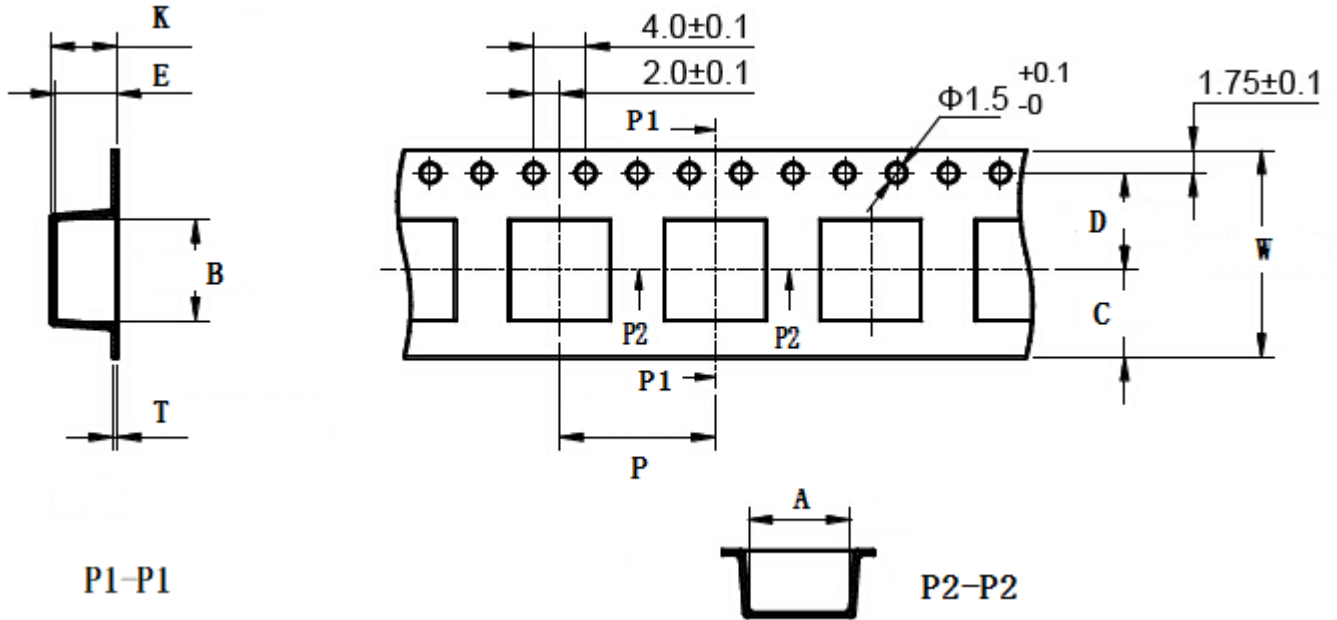


- ※ Vibration test: Inductance deviation is within $\pm 3.0\%$ after 1 hour sweeping vibration in each three directions, namely, forward and backward, up and down, right and left. The frequency is $10 \sim 55 \sim 10\text{Hz}$ and the amplitude of 1 minute cycle is 1.5mm PP.
- ※ Recommended reflow condition :



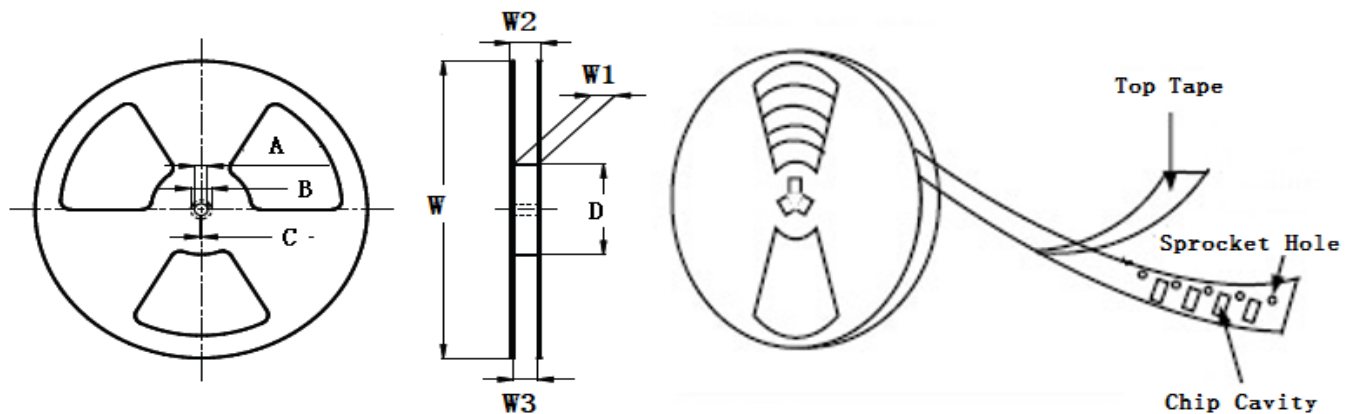
- ※ Humidity test : Inductance deviation is within $\pm 5.0\%$ after 96 ± 4 hours test under the condition of relative humidity of $90 \sim 95\%$ and temperature of $40 \pm 2^{\circ}\text{C}$, and 1 hour storage under room ambient conditions after the device is wiped with dry cloth.

■ Taping Dimensions(Unit:mm)



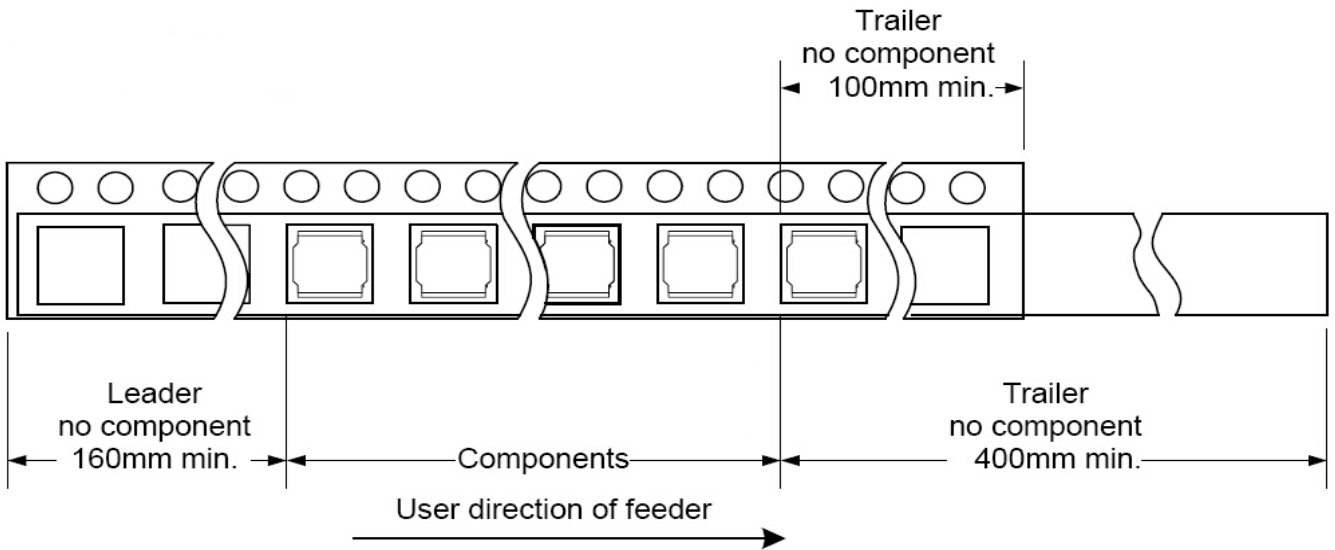
TYPE	MPQ	W	A	B	C	D	E	P	K	T
YPRH1205C	500	24±0.3	12.8±0.1	12.8±0.1	10.75	11.5±0.1	8.2±0.1	16±0.1	6.3 Ref	0.4±0.05

■ Reel Dimensions(Unit:mm)

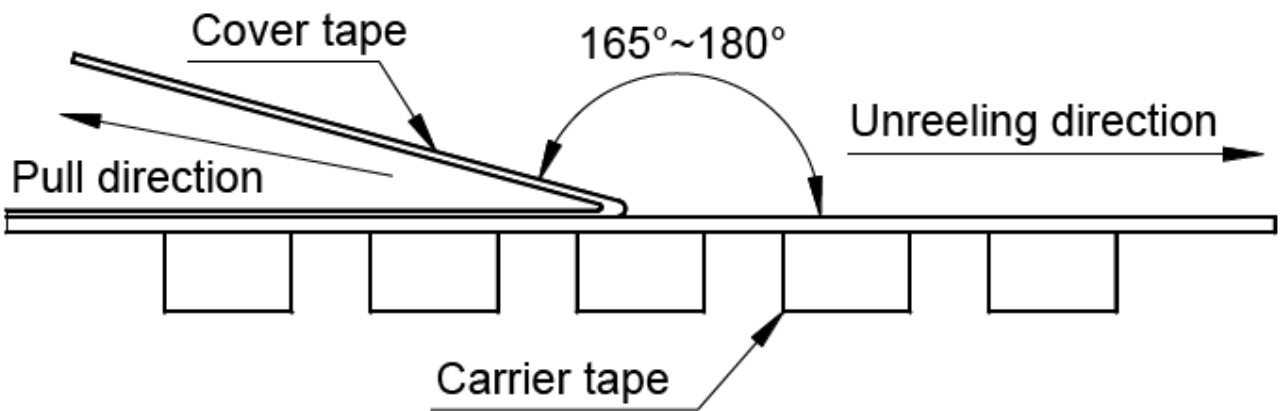


TYPE	W	W1	W2	W3	A	B	C	D
YPRH1205C	330±2.00	24.4±1.50	30.40 Max	23.90 Min	13.0±0.50	21.0±0.80	2.0±0.50	100 Min

Direction of rolling



Cover tape peel off condition



Cover tape peel force shall be 0.1N to 1.3N.

Reference peel speed 300±10mm/min.