




TE Internal #: 1-2071556-1

Power Relays, Standard, Monostable, DC, 450 mW Coil Power  
 Rating DC, 56 Ω Coil Resistance, UL Coil Insulation Class F, 5 VDC  
 Coil Voltage

[View on TE.com >](#)

Relays & Contactors > Relays > Power Relays



Power Relay Type: **Standard**  
 Coil Magnetic System: **Monostable, DC**  
 Coil Power Rating DC: **450 mW**  
 Coil Resistance: **56 Ω**  
 Coil Special Features: **UL Coil Insulation Class F**

**Features**

**Product Type Features**

Enclosure Type	Plastic Dust Cover
Output Type	AC
Power Relay Type	Standard

**Configuration Features**

Output Switching	Random
------------------	--------

**Electrical Characteristics**

Insulation Initial Dielectric Between Coil & Contact Class	3500 – 4000 V
Output Current Rating	0 – 16 Arms
Coil Current	.04 A
Actuating System	DC
Insulation Initial Dielectric Between Open Contacts	750 Vrms
Contact Limiting Short-Time Current	16 A
Coil Power Rating	.2 W
Insulation Creepage Class	7 – 11 mm



Coil Power Rating Class	450 mW
Insulation Initial Dielectric Between Adjacent Contacts	750 Vrms
Insulation Initial Resistance	1000 M $\Omega$
Insulation Initial Dielectric Between Contacts & Coil	4000 Vrms
Output Voltage (Max)	250 V
Contact Limiting Making Current	16 A
Insulation Creepage Between Contact & Coil	11 mm[.43 in]
Contact Limiting Continuous Current	16 A
Output Voltage Rating (AC Relays)	0 – 250 Vrms
Output Current (Min)	.1 A
Input Voltage	0 – 5 VDC
Contact Limiting Breaking Current	16 A
Coil Magnetic System	Monostable, DC
Coil Power Rating DC	450 mW
Coil Resistance	56 $\Omega$
Coil Special Features	UL Coil Insulation Class F
Coil Voltage Rating	5 VDC
Contact Switching Load (Min)	100mA @ 5V
Contact Switching Voltage (Max)	250 VAC
Contact Voltage Rating	250 VAC

### Body Features

Product Weight	5.8 g
Primary Product Color	Black

### Contact Features

Contact Plating Material	AgSnO
Switch Arrangement	1 Form A (SPST-NO)
Contact Arrangement	1 Form A (SPST-NO)
Contact Current Class	16 A
Contact Current Rating (Max)	16 A
Contact Material	AgSnOInO
Contact Number of Poles	1
Relay Terminal Type	PCB-THT

### Termination Features



Relay Termination Type	Through Hole
------------------------	--------------

### Mechanical Attachment

Relay Mounting Type	Printed Circuit Board
---------------------	-----------------------

### Dimensions

Length Class (Mechanical)	16 – 20 mm
---------------------------	------------

Height Class (Mechanical)	14 – 15 mm
---------------------------	------------

Insulation Clearance Between Contact & Coil	7 mm[.28 in]
---	--------------

Insulation Clearance Class	7 – 11 mm
----------------------------	-----------

Width Class (Mechanical)	10 – 12 mm
--------------------------	------------

Product Width	10.2 mm[.4 in]
---------------	----------------

Product Length	18.2 mm[.717 in]
----------------	------------------

Product Height	14.8 mm[.579 in]
----------------	------------------

### Usage Conditions

Environmental Ambient Temperature (Max)	85 °C[185 °F]
---	---------------

Environmental Ambient Temperature Class	70 – 85 °C
---	------------

Operating Temperature Range	-40 – 85 °C[-40 – 185 °F]
-----------------------------	---------------------------

### Packaging Features

Packaging Method	Tray/Box
------------------	----------

## Product Compliance

[For compliance documentation, visit the product page on TE.com>](#)

EU RoHS Directive 2011/65/EU	Compliant
------------------------------	-----------

EU ELV Directive 2000/53/EC	Compliant
-----------------------------	-----------

China RoHS 2 Directive MIIT Order No 32, 2016	No Restricted Materials Above Threshold
---	---

EU REACH Regulation (EC) No. 1907/2006	Current ECHA Candidate List: JUNE 2023 (235) Candidate List Declared Against: JAN 2023 (233) Does not contain REACH SVHC
--	--

Halogen Content	Not Low Halogen - contains Br or Cl > 900 ppm.
-----------------	--

Solder Process Capability	Wave solder capable to 265°C
---------------------------	------------------------------

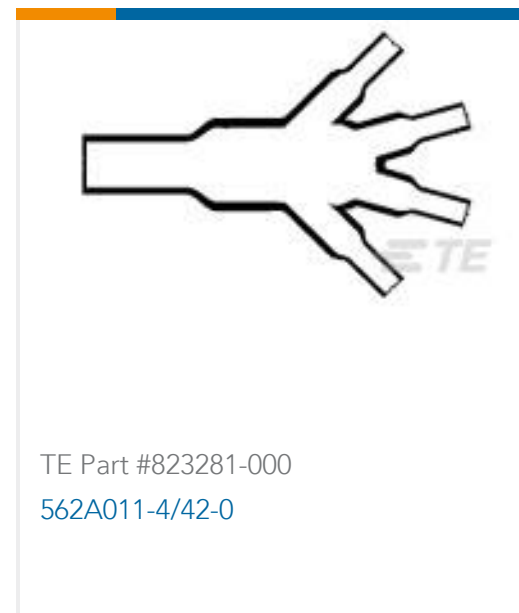
Product Compliance Disclaimer


This information is provided based on reasonable inquiry of our suppliers and represents our current actual knowledge based on the information they provided. This information is subject to change. The part numbers that TE has identified as EU RoHS compliant have a maximum concentration of 0.1% by weight in homogenous materials for lead, hexavalent chromium, mercury, PBB, PBDE, DBP, BBP, DEHP, DIBP, and 0.01% for cadmium, or qualify for an exemption to these limits as defined in the Annexes of Directive 2011/65/EU (RoHS2). Finished electrical and electronic equipment products will be CE marked as required by Directive 2011/65/EU. Components may not be CE marked. Additionally, the part numbers that TE has identified as EU ELV compliant have a maximum concentration of 0.1% by weight in homogenous materials for lead, hexavalent chromium, and mercury, and 0.01% for cadmium, or qualify for an exemption to these limits as defined in the Annexes of Directive 2000/53/EC (ELV). Regarding the REACH Regulation, the information TE provides on SVHC in articles for this part number is based on the latest European Chemicals Agency (ECHA) 'Guidance on requirements for substances in articles' posted at this URL: <https://echa.europa.eu/guidance-documents/guidance-on-reach>

## Compatible Parts



## Customers Also Bought





## Documents

### CAD Files

[3D PDF](#)

3D

Customer View Model

[ENG\\_CVM\\_CVM\\_1-2071556-1\\_A.2d\\_dxf.zip](#)

English

Customer View Model

[ENG\\_CVM\\_CVM\\_1-2071556-1\\_A.3d\\_igs.zip](#)

English

Customer View Model

[ENG\\_CVM\\_CVM\\_1-2071556-1\\_A.3d\\_stp.zip](#)

English

By downloading the CAD file I accept and agree to the [Terms and Conditions](#) of use.

### Datasheets & Catalog Pages

[OJS\\_10A/16A.STD](#)

English

[OJS Power Miniature PCB 10A / 16A Relays](#)

English

### Product Specifications

[Definitions General Purpose Relays](#)

English

### Agency Approvals

[UL](#)

English