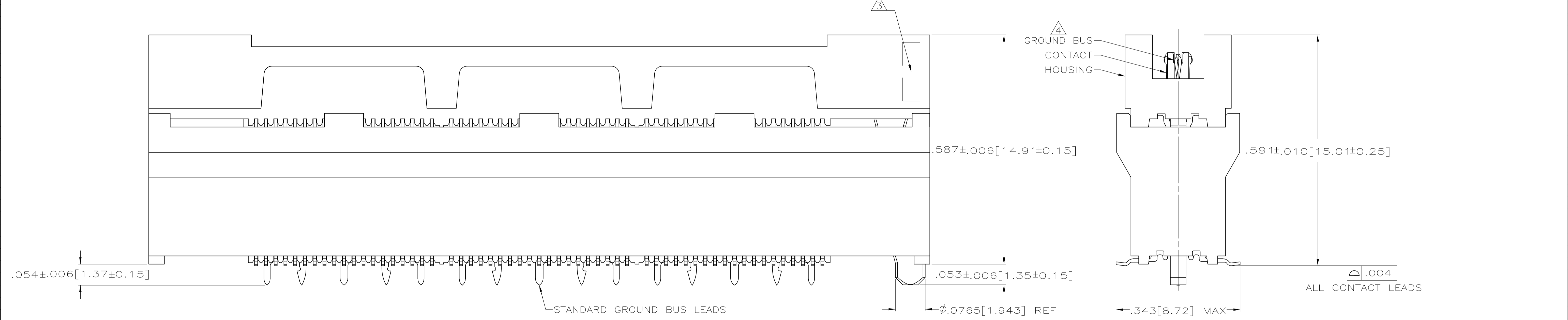


- $\triangle 1$  HOUSING: LIQUID CRYSTAL POLYMER, COLOR BLACK.  
 CONTACTS: HIGH RELIABILITY COPPER ALLOY.  
 GROUND BUSES: PHOSPHOR BRONZE ALLOY, UNS C51100.
- $\triangle 2$  CONTACTS & GROUND BUSES: NICKEL UNDERPLATE ALL OVER, MATING SURFACE PLATED TO MEET LEVEL 1 PERFORMANCE REQUIREMENTS OF TE PRODUCT SPECIFICATION 108-1422, SOLDER TAILS PLATED MATTE TIN.
- $\triangle 3$  DATE CODE MARKED IN AREA INDICATED ON SIDE OPPOSITE POSITION #1.
- $\triangle 4$  ONE GROUND BUS WITH 5 TAILS PER EACH MODULE.
- $\triangle 5$  TOLERANCE NON-ACCUMULATIVE.
- $\triangle 6$  FOR SLIP-FIT APPLICATIONS, ORIENTATION HOLE TO BE  $\phi .079 \pm .001 [2.00 \pm 0.03]$ .
- $\triangle 7$  FOR CONNECTORS OF 190 POSITIONS AND LARGER, THE CONNECTORS INTEGRAL GROUND BUS RETENTION FEATURE COMPENSATES FOR INHERENT BOW IN THE HOUSING. ONCE THE CONNECTOR IS PLACED ON THE PCB, COPLANARITY IS HELD TO 0.1[.004].
- $\triangle 8$  CONNECTORS PACKAGED ON 13 INCH DIA REELS PER EIA 481.
- $\triangle 9$  PRELIMINARY - NOT RELEASED FOR PRODUCTION.

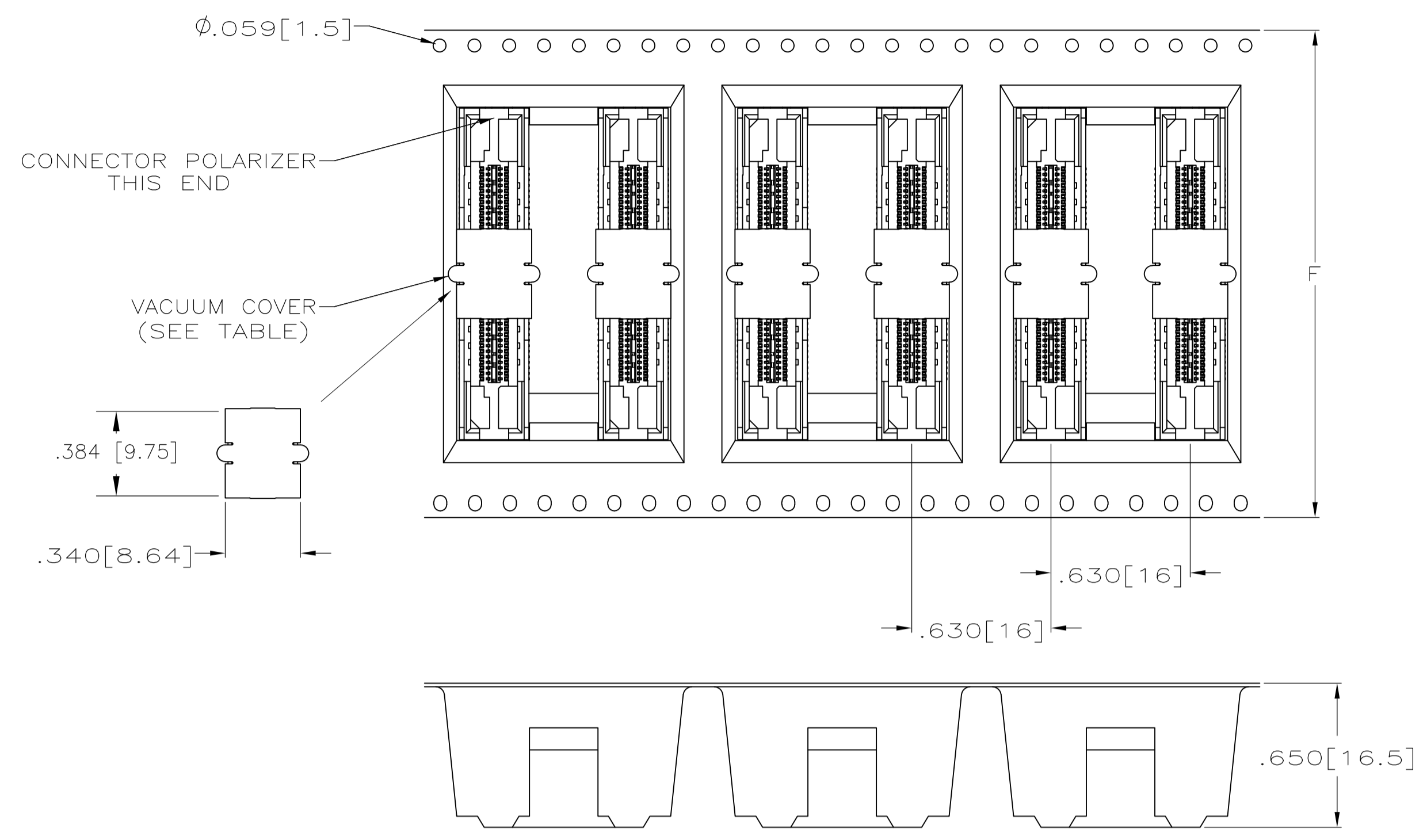


SEE SHEET 2 FOR RECOMMENDED PC BOARD LAYOUT AND PACKAGING DETAIL

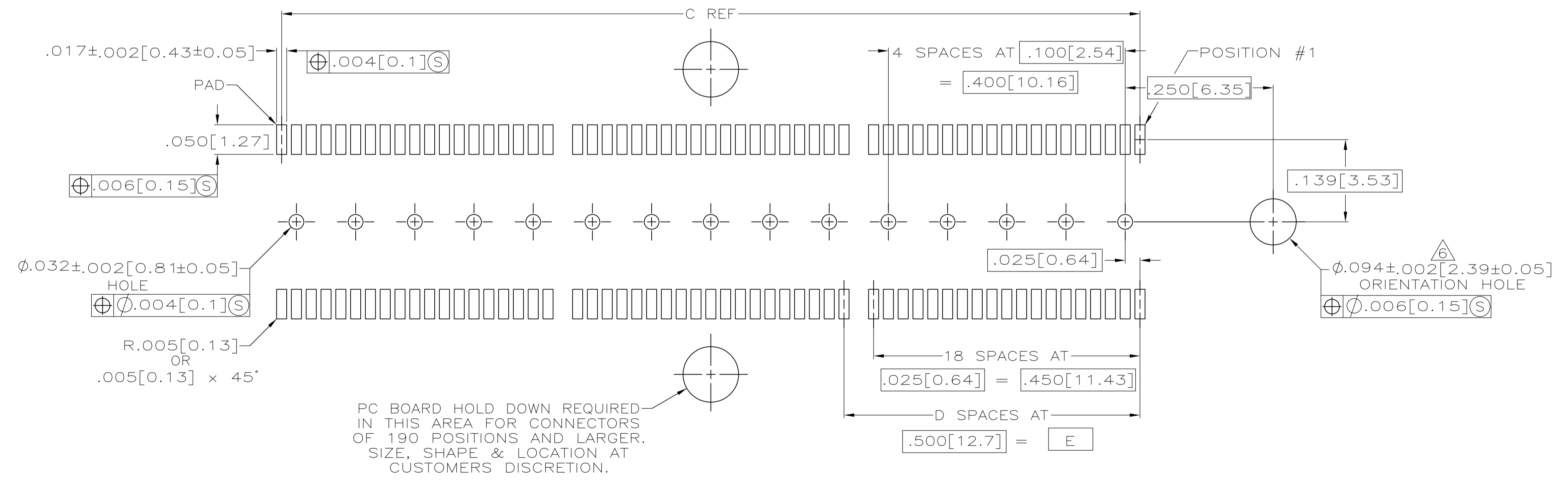
$\triangle 9$	NO	4.724 [120]	3.000 [76.2]	6	3.450 [87.63]	3.900 [99.06]	4.000 [101.6]	266	1-5767146-4
$\triangle 9$	NO	4.724 [120]	2.500 [63.5]	5	2.950 [74.93]	3.400 [86.36]	3.500 [88.9]	228	1-5767146-3
$\triangle 9$	NO	4.094 [104]	2.000 [50.8]	4	2.450 [62.23]	2.900 [73.66]	3.000 [76.2]	190	1-5767146-2
	NO	3.465 [88]	1.500 [38.1]	3	1.950 [49.53]	2.400 [60.96]	2.500 [63.5]	152	1-5767146-1
	NO	2.835 [72]	1.000 [25.4]	2	1.450 [36.83]	1.900 [48.26]	2.000 [50.8]	114	1-5767146-0
	NO	2.205 [56]	.500 [12.7]	1	.950 [24.13]	1.400 [35.56]	1.500 [38.1]	76	5767146-9
	NO	1.732 [44]	.000 [0]	0	.450 [11.43]	.900 [22.86]	1.000 [25.4]	38	5767146-8
	YES	4.724 [120]	3.000 [76.2]	6	3.450 [87.63]	3.900 [99.06]	4.000 [101.6]	266	5767146-7
$\triangle 9$	YES	4.724 [120]	2.500 [63.5]	5	2.950 [74.93]	3.400 [86.36]	3.500 [88.9]	228	5767146-6
	YES	4.724 [120]	2.000 [50.8]	4	2.450 [62.23]	2.900 [73.66]	3.000 [76.2]	190	5767146-5
	YES	3.465 [88]	1.500 [38.1]	3	1.950 [49.53]	2.400 [60.96]	2.500 [63.5]	152	5767146-4
	YES	2.835 [72]	1.000 [25.4]	2	1.450 [36.83]	1.900 [48.26]	2.000 [50.8]	114	5767146-3
	YES	2.205 [56]	.500 [12.7]	1	.950 [24.13]	1.400 [35.56]	1.500 [38.1]	76	5767146-2
	YES	1.732 [44]	.000 [0]	0	.450 [11.43]	.900 [22.86]	1.000 [25.4]	38	5767146-1
	VACUUM COVER INCLUDED	F	E	D	C	B	A	NO OF POS	PART NUMBER

THIS DRAWING IS A CONTROLLED DOCUMENT.

DIMENSIONS: INCHES	TOLERANCES UNLESS OTHERWISE SPECIFIED:	DIN L VARELA 28 OCT 04	Tyco Electronics Corporation Harrisburg, PA 17105-3608
$\phi$	0 PLC ± - 1 PLC ± - 2 PLC ± - 3 PLC ± .005(0.13) 4 PLC ± - ANGLES ± -	CHK D DIXON 28 OCT 04	
MATERIAL	FINISH	APVD D DIXON 28 OCT 04	NAME
$\triangle 1$	$\triangle 2$	APPLICATION SPEC	RECEPTACLE ASSEMBLY, .355[9.02] VERTICAL .025[0.64] CL, GULL WING LEADS, POCKET TAPE PACKAGED, MICTOR
		SIZE	114-11004
		WEIGHT	A1 00779 C=5767146
		CUSTOMER DRAWING	SCALE 8:1 SHEET 1 OF 2 REV B1



PACKAGING DETAIL  $\Delta$   
 SCALE 2:1  
 DIMENSIONS ARE FOR REFERENCE



RECOMMENDED PC BOARD LAYOUT  
 (VIEWED FROM CONNECTOR SIDE)

THIS DRAWING IS A CONTROLLED DOCUMENT.		DIN	L VARELA	28 OCT 04	Tyco Electronics Corporation Harrisburg, PA 17105-3608
DIMENSIONS: INCHES		CHK	D DIXON	28 OCT 04	
TOLERANCES UNLESS OTHERWISE SPECIFIED:		APP'D	D DIXON	28 OCT 04	NAME
0. PLC	± -	PRODUCT SPEC		RECEPTACLE ASSEMBLY, .355 [9.02]	
1. PLC	± -	APPLICATION SPEC		VERTICAL, .025 [0.64] CL, GULL WING	
2. PLC	± -	MATERIAL		LEADS, POCKET TAPE PACKAGED, MICTOR	
3. PLC	± .005 (0.13)	WEIGHT		-	
4. PLC	± -	CUSTOMER DRAWING		SCALE 8:1 SHEET 2 OF 2 REV B1	
ANGLES	± -	SIZE		A1 00779 C=5767146	