

29-111-12 ✓ ACTIVE

KISSLING | KISSLING Series 29

TE Internal #: K1060028

Power Relays, Standard, Monostable, DC, 10 mW Coil Power Rating
DC, 76 Ω Coil Resistance, Coil Suppression Diode, KISSLING Series
29

[View on TE.com >](#)



Relays & Contactors > Relays > Power Relays > Power Relay, 120A, Standard, Monostable, DC



Power Relay Type: **Standard**

Coil Magnetic System: **Monostable, DC**

Coil Power Rating DC: **10 mW**

Coil Resistance: **76 Ω**

Coil Special Features: **Coil Suppression Diode**

[All Power Relay, 120A, Standard, Monostable, DC \(14\)](#)

Features

Product Type Features

Power Relay Type	Standard
------------------	----------

Electrical Characteristics

Coil Magnetic System	Monostable, DC
Coil Power Rating DC	10 mW
Coil Resistance	76 Ω
Coil Special Features	Coil Suppression Diode
Coil Voltage Rating	18 VDC, 32 VDC
Contact Voltage Rating	28 VDC

Contact Features

Contact Arrangement	1 Form X (SPST-NO-DM)
Contact Current Class	120 A
Contact Current Rating (Max)	120 A
Contact Material	AgSnO2
Contact Number of Poles	1
Relay Terminal Type	Screw Terminals

Mechanical Attachment



Relay Mounting Type	Bracket
---------------------	---------

Product Compliance

[For compliance documentation, visit the product page on TE.com>](#)

EU RoHS Directive 2011/65/EU	Compliant with Exemptions
EU ELV Directive 2000/53/EC	Compliant with Exemptions
China RoHS 2 Directive MIIT Order No 32, 2016	Restricted Materials Above Threshold
EU REACH Regulation (EC) No. 1907/2006	Current ECHA Candidate List: JUNE 2023 (235) Candidate List Declared Against: JUNE 2023 (235) SVHC > Threshold: Pb (3.5% in component part) Article Safe Usage Statements: Do not eat, drink or smoke when using this product. Wash thoroughly after handling. Recycle if possible and dispose of the article by following all applicable governmental regulations relevant to your geographic location.
Halogen Content	Not Yet Reviewed for halogen content
Solder Process Capability	Not reviewed for solder process capability


Product Compliance Disclaimer

This information is provided based on reasonable inquiry of our suppliers and represents our current actual knowledge based on the information they provided. This information is subject to change. The part numbers that TE has identified as EU RoHS compliant have a maximum concentration of 0.1% by weight in homogenous materials for lead, hexavalent chromium, mercury, PBB, PBDE, DBP, BBP, DEHP, DIBP, and 0.01% for cadmium, or qualify for an exemption to these limits as defined in the Annexes of Directive 2011/65/EU (RoHS2). Finished electrical and electronic equipment products will be CE marked as required by Directive 2011/65/EU. Components may not be CE marked. Additionally, the part numbers that TE has identified as EU ELV compliant have a maximum concentration of 0.1% by weight in homogenous materials for lead, hexavalent chromium, and mercury, and 0.01% for cadmium, or qualify for an exemption to these limits as defined in the Annexes of Directive 2000/53/EC (ELV). Regarding the REACH Regulation, the information TE provides on SVHC in articles for this part number is based on the latest European Chemicals Agency (ECHA) 'Guidance on requirements for substances in articles' posted at this URL: <https://echa.europa.eu/guidance-documents/guidance-on-reach>

Compatible Parts

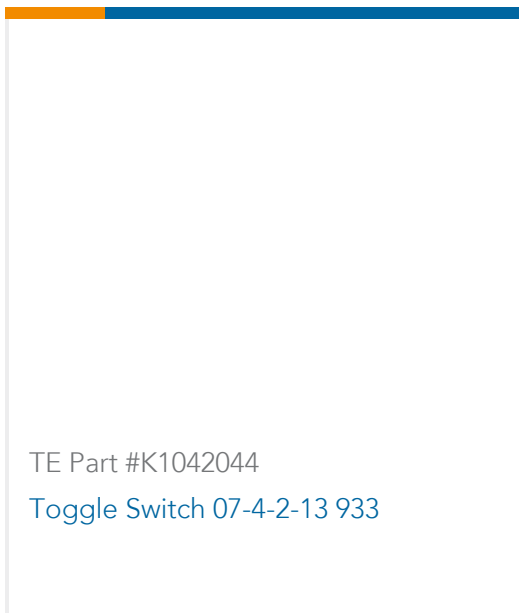


Also in the Series | KISSLING Series 29



Power Relays(122)

Customers Also Bought



TE Part #K1042044
Toggle Switch 07-4-2-13 933



TE Part #K1021427
Relay 29-311-12



TE Part #9-1534904-4
CONNECTOR HSG 94 POS.



TE Part #5-1414968-1
V23132B2002B200-EV-USBX



TE Part #0528-001-5005
BKSHL, 50P, BLK, PLG, RA, NW 17



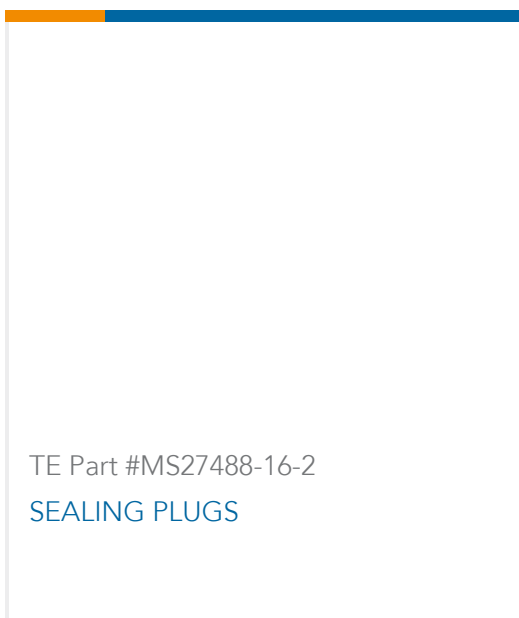
TE Part #K1131030
Relay 29-011-02-929



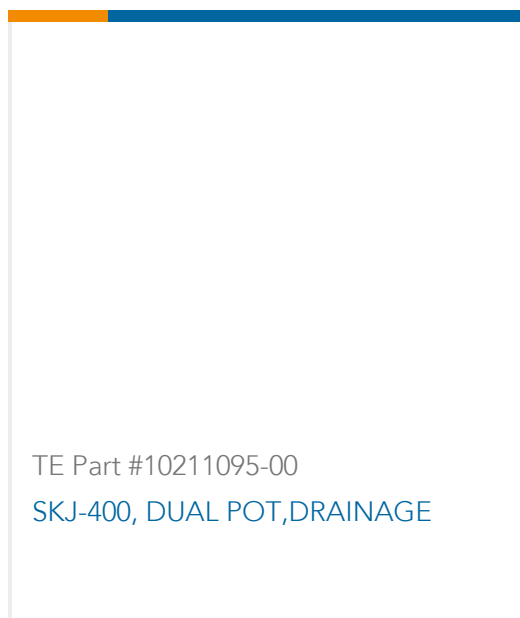
TE Part #K1135221
Battery Disconnecter 35-210-060-R



TE Part #K1060251
Relay 29-311-12-915



TE Part #MS27488-16-2
SEALING PLUGS



TE Part #10211095-00
SKJ-400, DUAL POT,DRAINAGE

Documents

Product Drawings

[Relay 29-111-12](#)

English

[Relay 29-111-12](#)

German

CAD Files

[3D PDF](#)

[3D](#)



Customer View Model

[ENG_CVM_CVM_29-111-12_1.2d_dxf.zip](#)

English

Customer View Model

[ENG_CVM_CVM_29-111-12_1.3d_igs.zip](#)

English

Customer View Model

[ENG_CVM_CVM_29-111-12_1.3d_stp.zip](#)

English

By downloading the CAD file I accept and agree to the [Terms and Conditions](#) of use.

Datasheets & Catalog Pages

[KISSLING SINGLE POLE POWER RELAYS Series 29 / 120A](#)

English