

OJE-SS-112HM2,000 ✓ ACTIVE




OEG | OEG Miniature PCB Relay OJ/OJE

TE Internal #: 1721539-5

Power Relays, Standard, Monostable, DC, 450 mW Coil Power Rating DC, 320 Ω Coil Resistance, UL Coil Insulation Class B, OEG Miniature PCB Relay OJ/OJE

[View on TE.com >](#)

Relays & Contactors > Relays > Power Relays > STD OEG Miniature PCB OJ/OJE Pow Relays



Power Relay Type: **Standard**

Coil Magnetic System: **Monostable, DC**

Coil Power Rating DC: **450 mW**

Coil Resistance: **320 Ω**

Coil Special Features: **UL Coil Insulation Class B**

[All STD OEG Miniature PCB OJ/OJE Pow Relays \(65\)](#)

Features

Product Type Features

| | |
|------------------|----------|
| Power Relay Type | Standard |
|------------------|----------|

Electrical Characteristics

| | |
|--|-----------------|
| Insulation Initial Dielectric Between Coil & Contact Class | 2500 – 3000 V |
| Insulation Initial Dielectric Between Open Contacts | 750 Vrms |
| Contact Limiting Making Current | 10 A |
| Contact Limiting Short-Time Current | 10 A |
| Contact Limiting Continuous Current | 10 A |
| Insulation Creepage Class | 3 – 5.5 mm |
| Coil Power Rating Class | 400 – 500 mW |
| Insulation Initial Dielectric Between Contacts & Coil | 3000 Vrms |
| Insulation Creepage Between Contact & Coil | 3.6 mm[.141 in] |
| Contact Limiting Breaking Current | 10 A |
| Coil Magnetic System | Monostable, DC |

| | |
|---------------------------------|----------------------------|
| Coil Power Rating DC | 450 mW |
| Coil Resistance | 320 Ω |
| Coil Special Features | UL Coil Insulation Class B |
| Coil Voltage Rating | 12 VDC |
| Contact Switching Load (Min) | 100mA @ 5V |
| Contact Switching Voltage (Max) | 30 VDC |
| Contact Voltage Rating | 30 VDC |

Body Features

| | |
|-----------------------------|-------------------------------------|
| Insulation Special Features | Tracking Index of Relay Base PTI250 |
| Product Weight | 9 g[.318 oz] |

Contact Features

| | |
|------------------------------|---------------|
| Contact Arrangement | 1 Form A (NO) |
| Contact Current Class | 16 A |
| Contact Current Rating (Max) | 10 A |
| Contact Material | AgSnO |
| Contact Number of Poles | 1 |
| Relay Terminal Type | PCB-THT |

Mechanical Attachment

| | |
|---------------------|-----------------------|
| Relay Mounting Type | Printed Circuit Board |
|---------------------|-----------------------|

Dimensions

| | |
|---|------------------|
| Length Class (Mechanical) | 16 – 20 mm |
| Insulation Clearance Class | 0 – 2.5 mm |
| Height Class (Mechanical) | 14 – 15 mm |
| Insulation Clearance Between Contact & Coil | 3.2 mm[.126 in] |
| Width Class (Mechanical) | 10 – 12 mm |
| Product Width | 10.2 mm[.4 in] |
| Product Length | 18.2 mm[.717 in] |
| Product Height | 14.7 mm[.579 in] |

Usage Conditions

| | |
|---|---------------|
| Environmental Ambient Temperature Class | 70 – 85 °C |
| Environmental Ambient Temperature (Max) | 85 °C[185 °F] |

Packaging Features



| | |
|------------------|--------|
| Packaging Method | Bundle |
|------------------|--------|

Product Compliance


[For compliance documentation, visit the product page on TE.com>](#)

| | |
|---|---|
| EU RoHS Directive 2011/65/EU | Compliant |
| EU ELV Directive 2000/53/EC | Compliant |
| China RoHS 2 Directive MIIT Order No 32, 2016 | No Restricted Materials Above Threshold |
| EU REACH Regulation (EC) No. 1907/2006 | Current ECHA Candidate List: JUNE 2023 (235) Candidate List Declared Against: JUNE 2023 (235) Does not contain REACH SVHC |
| Halogen Content | Not Low Halogen - contains Br or Cl > 900 ppm. |
| Solder Process Capability | Wave solder capable to 265°C |


Product Compliance Disclaimer

This information is provided based on reasonable inquiry of our suppliers and represents our current actual knowledge based on the information they provided. This information is subject to change. The part numbers that TE has identified as EU RoHS compliant have a maximum concentration of 0.1% by weight in homogenous materials for lead, hexavalent chromium, mercury, PBB, PBDE, DBP, BBP, DEHP, DIBP, and 0.01% for cadmium, or qualify for an exemption to these limits as defined in the Annexes of Directive 2011/65/EU (RoHS2). Finished electrical and electronic equipment products will be CE marked as required by Directive 2011/65/EU. Components may not be CE marked. Additionally, the part numbers that TE has identified as EU ELV compliant have a maximum concentration of 0.1% by weight in homogenous materials for lead, hexavalent chromium, and mercury, and 0.01% for cadmium, or qualify for an exemption to these limits as defined in the Annexes of Directive 2000/53/EC (ELV). Regarding the REACH Regulation, the information TE provides on SVHC in articles for this part number is based on the latest European Chemicals Agency (ECHA) 'Guidance on requirements for substances in articles' posted at this URL: <https://echa.europa.eu/guidance-documents/guidance-on-reach>

Compatible Parts

| | |
|--|---|
|  <p>TE Part # CAT-OE4-OJ1 STD OEG Miniature PCB OJ/OJE Pow Relays</p> | <p>TE Part # 2071385-1 OJE-SS-112HM2F,000</p> |
|--|---|

Also in the Series | [OEG Miniature PCB Relay OJ/OJE](#)



Power Relays(67)

Customers Also Bought



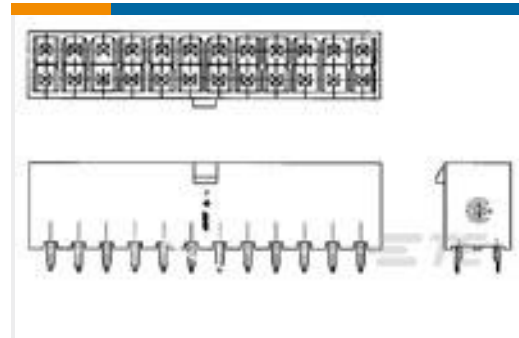
TE Part #5650916-5
ASSY,PIN,EUROCARD,TYPE C/2,LEA



TE Part #1-640445-1
11P MTA156 HDR ASSY FL/STR SN



TE Part #1-770974-0
16P MINI UMNL R/A HDR ASSY SN



TE Part #1586038-2
2P VRT HDR VAL-U-LOK V0



TE Part #2204273-1
IN-LINE MOUNT 500A BUSBAR
CONN.



TE Part #1-6600132-5
MBXL R/A HDR DB 2ACP + 12S + 1P



TE Part #1551920-4
zQSFP+ connector assembly



TE Part #2143151-1
IMP100S,H,V5P14C,UG,DEW39,4.5



TE Part #2204862-2
MULTI-BEAM HD VER. REC. 2P+15S
EXTEND

Documents

Product Drawings

[OJE-SS-112HM2,000](#)

English

CAD Files

[3D PDF](#)

[3D](#)

[Customer View Model](#)

[ENG_CVM_CVM_1721539-5_J.2d_dxf.zip](#)



English

Customer View Model

[ENG_CVM_CVM_1721539-5_J.3d_igs.zip](#)

English

Customer View Model

[ENG_CVM_CVM_1721539-5_J.3d_stp.zip](#)

English

By downloading the CAD file I accept and agree to the [Terms and Conditions](#) of use.

Datasheets & Catalog Pages

[OJ_OJE Series Relay Data Sheet English](#)

English

Product Specifications

[Definitions General Purpose Relays](#)

English

Agency Approvals

[VDE Certificate](#)

English