

EDSP06SGRNNTU04 ✓ ACTIVE

Alcoswitch | Alcoswitch DIP EDSP

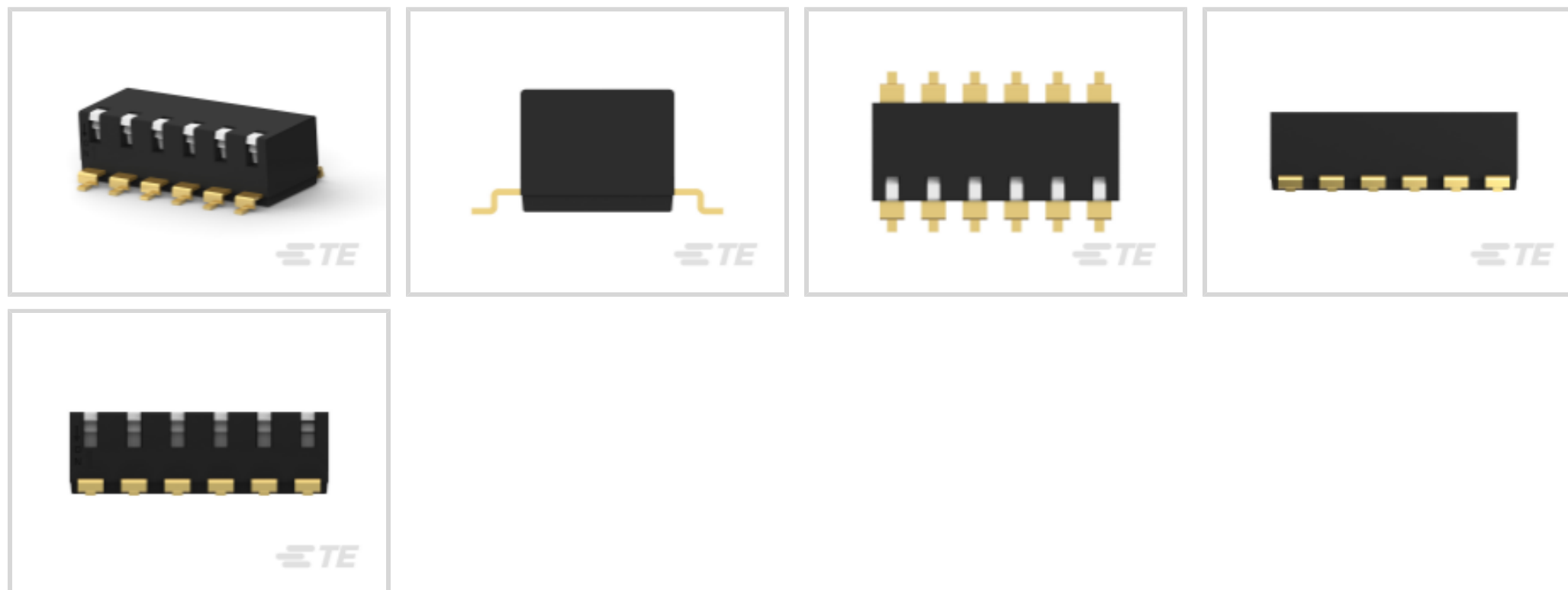
TE Internal #: 2319764-8

DIP & SIP Switches, Gold Flash, Black, High Temperature Nylon, 6 Switch, -20 – 85 °C, DIP, Piano (Side Actuated) Actuator Style, Alcoswitch DIP EDSP

[View on TE.com >](#)



Switches > DIP & SIP Switches



Switch Contact Plating Material: **Gold Flash**

Case Color: **Black**

Case Material: **High Temperature Nylon**

Sealed Device: **No**

Number of Switches: **6**

Features

Product Type Features

Sealed Device	No
DIP & SIP Switch Type	DIP
Actuator Style	Piano (Side Actuated)

Configuration Features

Number of Positions	6
Number of Switches	6
Configuration (Pole-Throw)	Single Pole - Single Throw

Electrical Characteristics

Operating Voltage	24 VDC
-------------------	--------

Body Features

Actuator Color	White
Product Orientation	Vertical
Case Color	Black
Case Material	High Temperature Nylon



Contact Features

Contact Underplating Material	Nickel
PCB Contact Termination Area Plating Material	Gold Flash
Switch Contact Plating Material	Gold Flash
Contact Current Rating	.025 A
Contact Base Material	Copper Alloy

Termination Features

Termination Method to Printed Circuit Board	Surface Mount
---	---------------

Housing Features

Centerline (Pitch)	2.54 mm[.1 in]
--------------------	----------------

Dimensions

Product Length	15.14 mm[.596 in]
Product Height	5 mm[.197 in]

Usage Conditions

Operating Temperature Range	-20 – 85 °C
-----------------------------	-------------

Packaging Features

Packaging Quantity	31
Packaging Method	Tube

Product Compliance

[For compliance documentation, visit the product page on TE.com>](#)

EU RoHS Directive 2011/65/EU	Compliant
EU ELV Directive 2000/53/EC	Not Yet Reviewed
China RoHS 2 Directive MIIT Order No 32, 2016	No Restricted Materials Above Threshold
EU REACH Regulation (EC) No. 1907/2006	Current ECHA Candidate List: JUNE 2023 (235) Candidate List Declared Against: JUNE 2023 (235) Does not contain REACH SVHC
Halogen Content	Not Low Halogen - contains Br or Cl > 900 ppm.
Solder Process Capability	Not reviewed for solder process capability

Product Compliance Disclaimer

This information is provided based on reasonable inquiry of our suppliers and represents our current actual knowledge based on the information they provided. This information is subject to change. The part numbers that TE has identified as EU RoHS compliant have a maximum concentration of 0.1% by weight in homogenous materials for lead, hexavalent chromium, mercury, PBB, PBDE, DBP, BBP, DEHP, DIBP, and 0.01% for cadmium, or qualify for an exemption to these limits as defined in the Annexes of Directive 2011/65/EU (RoHS2). Finished electrical and electronic equipment products will be CE marked as required by Directive 2011/65/EU. Components may not be CE marked. Additionally, the part numbers that TE has identified as EU ELV compliant have a maximum concentration of 0.1% by weight in homogenous materials for lead, hexavalent chromium, and mercury, and 0.01% for cadmium, or qualify for an exemption to these limits as defined in the Annexes of Directive 2000/53/EC (ELV). Regarding the REACH Regulation, the information TE provides on SVHC in articles for this part number is based on the latest European Chemicals Agency (ECHA) 'Guidance on requirements for substances in articles' posted at this URL: <https://echa.europa.eu/guidance-documents/guidance-on-reach>

Compatible Parts




Also in the Series | Alcoswitch DIP EDSP



Customers Also Bought



TE Part #5747841-4
15 MSFL PLUG RA 318 (IN,FM,BL)




TE Part #281695-4
HEADER HE14 STRAIGHT 4 P




TE Part #2-2176058-5
RLP73K 3A R10 5% 2K RL



TE Part #292303-1
Std USB Type A, R/A, T/H



TE Part #5-2176331-1
CRGP 2512 150K 1%



TE Part #2176331-7
CRGP 2512 33R 1%



TE Part #3-2319764-1
E STACK PIANO 2P G LONG T&R PD
ON



TE Part #5070062034
RNF-100-1/4-X-STK



TE Part #4-1415538-0
RT314730WG

Documents

Product Drawings

[E STACK PIANO 6P G SHORT TUBE PD ON](#)

English

CAD Files

[3D PDF](#)

3D

Customer View Model

[ENG_CVM_CVM_2319764-8_A.2d_dxf.zip](#)

English

Customer View Model

[ENG_CVM_CVM_2319764-8_A.3d_igs.zip](#)

English

Customer View Model

[ENG_CVM_CVM_2319764-8_A.3d_stp.zip](#)

English

By downloading the CAD file I accept and agree to the [Terms and Conditions](#) of use.

Datasheets & Catalog Pages



[SWITCHES_CORE_PROGRAM_CATALOG](#)

English