

Data sheet | Item number: 857-151

Basic relay; Nominal input voltage: 12 VDC; 1 changeover contact; Limiting continuous current: 6 A; with gold contacts; Module width: 5 mm

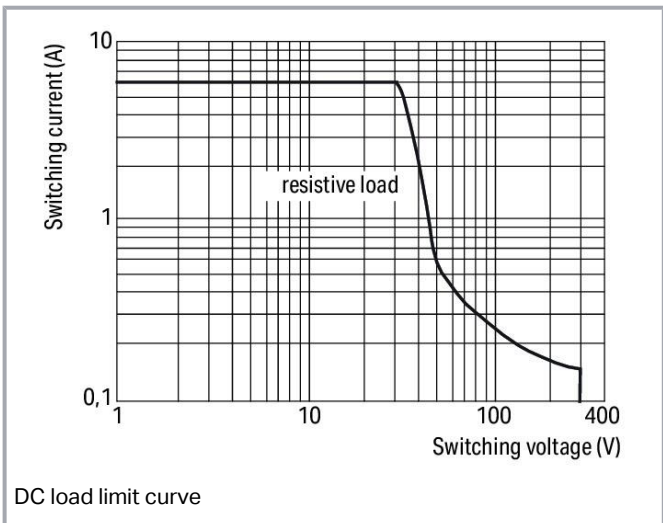
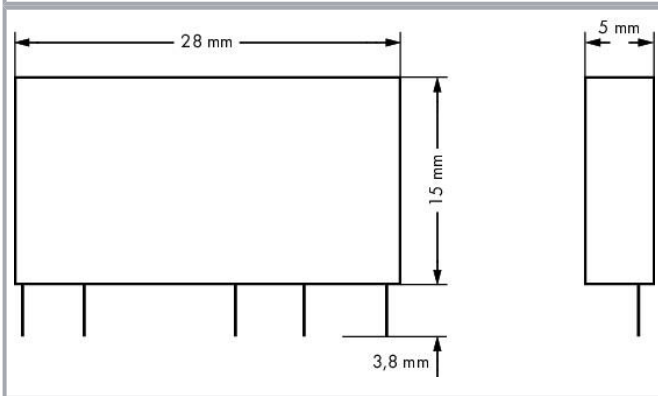
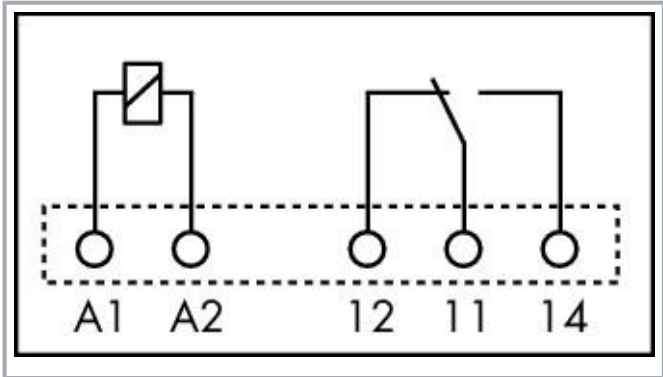


www.wago.com/857-151



i Picture differs from the item.

Similar to picture



DC load limit curve

Subject to changes. Please also observe the further product documentation!

WAGO GmbH & Co. KG
Hansastr. 27
32423 Minden
Phone: +49571 887-0 | Fax: +49571 887-169
Email: info.de@wago.com | Web: www.wago.com

Do you have any questions about our products?
We are always happy to take your call at +49 (571) 887-44222.

Data Notes

Note	To prevent damaging the gold layer, 30 V switching voltages and 50 mA currents must not be exceeded. Higher switching power eventually evaporates the gold layer. The resulting deposits in the housing may reduce service life. To protect the relay coils and contacts, inductive loads must be dampened with an effective protection circuit.
------	---

Technical data

Control circuit

Nominal input voltage U_N	DC 12 V
-----------------------------	---------

Load circuit

Number of changeover/switchover contacts	1
Contact material (relay)	AgNi + Au
Limiting continuous current	6 A
Inrush current (resistive) max.	(AC) 20 A / 0.02 s
Switching voltage (max.)	AC 250 V
Switching power (resistive) max.	AC 1500 VA; DC (see load limit curve)
Switching capacity	AC-15: 3 A / AC 250 V; DC-13: 2 A / DC 24 V
Recommended minimum load	1 V / 1 mA / 1 mW
Pull-in time (typ.)	8 ms
Drop-out time (typ.)	4 ms
Bounce time (typ.)	3.5 ms
Electrical life (NO; resistive load; 23 °C)	50 x 10 ³ switching operations
Mechanical life	5 x 10 ⁶ switching operations
Switching frequency with/without load (max.)	6 min ⁻¹ / 180 min ⁻¹

Safety and protection

Dielectric strength (control/load circuit) (AC, 1 min)	4 kVrms
Dielectric strength (open contact) (AC, 1 min)	1 kVrms
Protection type	IP20

Subject to changes. Please also observe the further product documentation!



Physical data

Width	5 mm / 0.197 inches
Height from the surface	15 mm / 0.591 inches
Depth	28 mm / 1.09 inches

Mechanical data

Mounting type	Pluggable module
---------------	------------------

Material data

Weight	5.7 g
--------	-------

Environmental requirements

Ambient temperature (operation at U _N)	-40 ... +85 °C
Ambient temperature (storage)	-40 ... +85 °C
Relative humidity	5 ... 85 % (no condensation permissible)
Operating altitude (max.)	2000 m

Standards and specifications

Standards/specifications	EN 61810-1 EN 61373 VDE UR
--------------------------	-------------------------------------

Commercial data

eCl@ss 10.0	27-37-16-01
eCl@ss 9.0	27-37-16-01
ETIM 8.0	EC001437
ETIM 7.0	EC001437
ECCN	NO DATA
PU (SPU)	20 pcs
Packaging type	box
Country of origin	DE
GTIN	4055143693257
Customs tariff number	85364900990


Subject to changes. Please also observe the further product documentation!

Environmental Product Compliance

RoHS Compliance Status	Compliant, No Exemption
------------------------	-------------------------

Approvals / Certificates

General approvals

Logo	Approval	Additional Approval Text	Certificate name
	UL Underwriters Laboratories Inc.	UL 508	E340707

Downloads

Documentation

Bid Text

857-151 X81 - Datei	2020 Aug 24	xml 5.4 kB	Download
857-151 doc - Datei	2020 Aug 24	docx 16.1 kB	Download

Additional Information

Disposal and Recycling Electrical and electronic equipment, Batteries, Packaging	V 1.1.0 2022 Aug 18	pdf 2.2 MB	Download
---	------------------------	---------------	----------

CAD/CAE-Data

CAD data

2D/3D Models 857-151	URL	Download
----------------------	-----	----------

CAE data

ZUKEN Portal 857-151	URL	Download
EPLAN Data Portal 857-151	URL	Download

Subject to changes. Please also observe the further product documentation!

Asset Administration Shell

Asset Administration Shell 857-151

[URL](#)

[Download](#)

Environmental Product Compliance

Compliance Search

Environmental Product Compliance 857-151

[URL](#)

[Download](#)

Basic relay; Nominal input voltage: 12 VDC; 1 changeover contact; Limiting continuous current: 6 A; with gold contacts; Module width: 5 mm

Installation Notes

Installation



Removing a relay via ejector.

Subject to changes. Please also observe the further product documentation!

WAGO GmbH & Co. KG

Hansastr. 27

32423 Minden

Phone: +49571 887-0 | Fax: +49571 887-169

Email: info.de@wago.com | Web: www.wago.com

Do you have any questions about our products?

We are always happy to take your call at +49 (571) 887-44222.