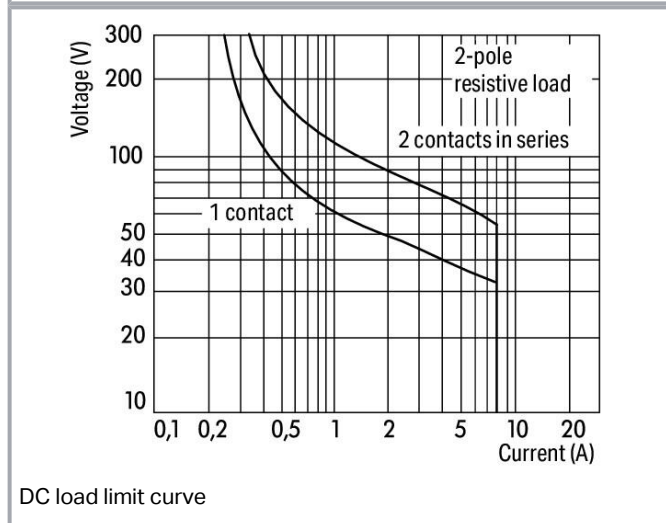
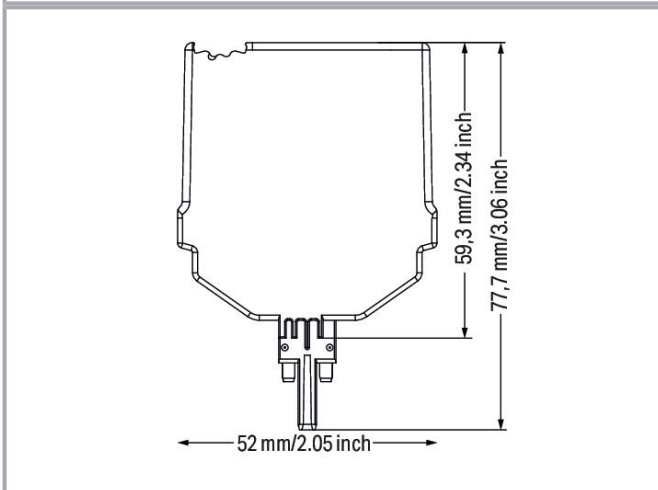
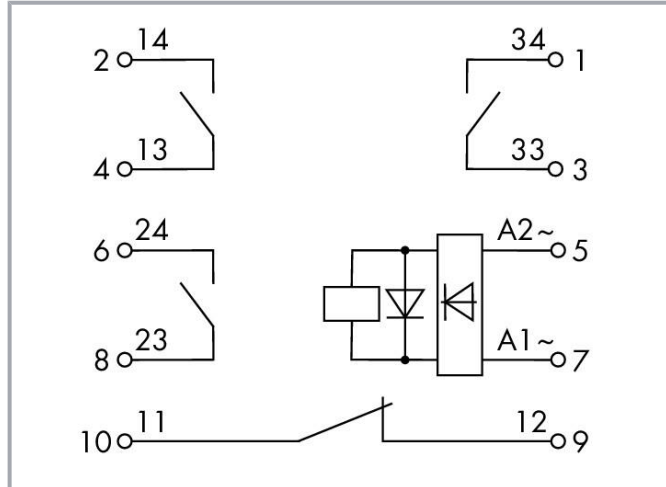


## Data sheet | Item number: 2042-3879

Relay module; Nominal input voltage: 24 ... 230 V AC/DC; 3 break contacts and 1 make contact; Limiting continuous current: 3 A; Green status indicator; Module width: 25 mm



[www.wago.com/2042-3879](http://www.wago.com/2042-3879)



### Data

#### Technical data

#### Control circuit

Nominal input voltage $U_N$	AC/DC 24 ... 230 V
Input voltage range	$\pm 10\%$
	6 mA (230 V); 58.4 mA (24 V)

Subject to changes. Please also observe the further product documentation!

WAGO GmbH & Co. KG  
Hansastr. 27  
32423 Minden  
Phone: +49571 887-0 | Fax: +49571 887-169  
Email: [info.de@wago.com](mailto:info.de@wago.com) | Web: [www.wago.com](http://www.wago.com)

Do you have any questions about our products?  
We are always happy to take your call at +49 (571) 887-44222.



Nominal input current at  $U_N$

### Load circuit

Number of break/switch-off contacts	1
Number of make/switch-on contacts	3
Contact material (relay)	AgNi
Limiting continuous current	3 A
Inrush current (resistive) max.	(AC) 15 A / 4 s
Switching voltage (max.)	AC 250 V
Switching power (resistive) max.	AC 750 VA; DC (see load limit curve)
Recommended minimum load	12 V / 10 mA
Pull-in time (typ.)	8 ms
Drop-out time (typ.)	6 ms
Bounce time (typ.)	4 ms
Electrical life (NO; resistive load; 23 °C)	100 x 10 <sup>3</sup> switching operations
Mechanical life	10 x 10 <sup>6</sup> switching operations

### Signaling

Status indicator	Green LED
------------------	-----------

### Safety and protection

Rated voltage	250 V
Pollution degree	2
Dielectric strength (control/load circuit) (AC, 1 min)	3 kVrms
Dielectric strength (open contact) (AC, 1 min)	1 kVrms
Dielectric strength (channel/channel) (AC, 1 min)	1.5 kVrms
Protection type	IP20

### Physical data

Width	25.9 mm / 1.02 inches
Height	77.7 mm / 3.059 inches
Height from the surface	59.3 mm / 2.335 inches
Depth	52 mm / 2.047 inches

### Mechanical data

Mounting type

Subject to changes. Please also observe the further product documentation!

Pluggable module for TOPJOB® S carrier terminal block

## Material data

Flammability class per UL94	V0
Fire load	0.255 MJ
Weight	59.5 g

## Environmental requirements

Ambient temperature (operation at $U_N$ )	-40 ... +50 °C
Ambient temperature (storage)	-40 ... +85 °C
Processing temperature	-25 ... +50 °C
Operating altitude (max.)	2000 m

## Standards and specifications

Standards/specifications	EN 61010-2-201 EN 61373 EN 50121-3-2
--------------------------	--

## Commercial data

eCl@ss 10.0	27-14-11-49
eCl@ss 9.0	27-14-11-49
ETIM 8.0	EC002018
ETIM 7.0	EC002018
Recupel Type	
ECCN	NO DATA
PU (SPU)	4 pcs
Packaging type	box
Country of origin	DE
GTIN	4055143652001
Customs tariff number	85364900990

## Environmental Product Compliance



CAS-No.	11120-22-2 1303-86-2 1317-36-8 7439-92-1
---------	---

Subject to changes. Please also observe the further product documentation!

	79-94-7 80-05-7
REACH Candidate List Substance	2,2',6,6'-tetrabromo-4,4'-isopropylidenediphenol 4,4'-isopropylidenediphenol Diboron trioxide Lead Lead monoxide Lead silicate
RoHS Compliance Status	Compliant,With Exemption
RoHS Exemption	6(c) 7(a) 7(c)-I 7(c)-II
SCIP notification number (Austria)	7b5208f0-2e2a-4510-b1eb-565e0b2452ca
SCIP notification number (Belgium)	51684ea3-115d-4840-a9b8-63f3fc8d2234
SCIP notification number (Bulgaria)	4476ef20-091f-4cfd-afce-2b89d27279c2
SCIP notification number (Czech Republic)	e18945d9-a8d8-42f1-b057-0282539a31bc
SCIP notification number (Denmark)	5fc49978-455b-49e3-82fd-00d7c2b8790a
SCIP notification number (Finland)	49d70864-7ee6-47f9-8612-f37acf36eb53
SCIP notification number (France)	4a540f92-c299-47d2-80f0-35cb10eff0bb
SCIP notification number (Germany)	75c3b0b4-4c49-4087-b6d7-d6bc3d163839
SCIP notification number (Hungary)	5875b682-4476-4443-85a2-5869d9af4fac
SCIP notification number (Italy)	97be450c-5352-4b60-b728-7e853c313808
SCIP notification number (Netherlands)	3f1de337-b048-4677-98a9-327ae6375c23
SCIP notification number (Poland)	62a68e47-eda4-431d-936b-95e9c99d284f
SCIP notification number (Romania)	267c18ac-9744-4a5e-af7b-72834f9632c5
SCIP notification number (Sweden)	0b29bad9-caf4-40c5-a089-75e5a6bb9211

## Approvals / Certificates

### General approvals


Logo	Approval	Additional Approval Text	Certificate name
	EAC Brjansker Zertifizierungsstelle	TP TC 020/2011	EAC_Certificate_RU_C-DE.AM02.B.00115_19
	EAC Brjansker Zertifizierungsstelle	TP TC 004/2011	EAC RU C-DE.AM02.B.00122/19
	UL Underwriters Laboratories Inc. (ORDINARY)	UL 61010-1	E175199

Subject to changes. Please also observe the further product documentation!



LOCATIONS)


## Declarations of conformity and manufacturer's declarations

Logo	Approval	Additional Approval Text	Certificate name
	EU-Declaration of Conformity WAGO GmbH & Co. KG	-	-

## Optional accessories

## Terminal blocks

Carrier terminal block for modules and plugs

**Item no.: 2002-1961**2-conductor carrier terminal block; with additional jumper position; for DIN-rail 35 x 15 and 35 x 7.5; 2.5 mm<sup>2</sup>; Push-in CAGE CLAMP®; 2,50 mm<sup>2</sup>; gray [www.wago.com/2002-1961](http://www.wago.com/2002-1961)**Item no.: 2002-1761**3-conductor carrier terminal block; for DIN-rail 35 x 15 and 35 x 7.5; 2.5 mm<sup>2</sup>; Push-in CAGE CLAMP®; 2,50 mm<sup>2</sup>; gray [www.wago.com/2002-1761](http://www.wago.com/2002-1761)**Item no.: 2002-1861**4-conductor carrier terminal block; for DIN-rail 35 x 15 and 35 x 7.5; 2.5 mm<sup>2</sup>; Push-in CAGE CLAMP®; 2,50 mm<sup>2</sup>; gray [www.wago.com/2002-1861](http://www.wago.com/2002-1861)

## Marking accessories

Marking strip

**Item no.: 2009-110**

Marking strips; for Smart Printer; on reel; not stretchable; plain; snap-on type; white

[www.wago.com/2009-110](http://www.wago.com/2009-110)

Marker

**Item no.: 2009-115**

WMB-Inline; for Smart Printer; 1500 pieces on roll; stretchable 5 - 5.2 mm; plain; snap-on type; white

[www.wago.com/2009-115](http://www.wago.com/2009-115)**Item no.: 793-501**

WMB marking card; as card; not stretchable; plain; snap-on type; white

[www.wago.com/793-501](http://www.wago.com/793-501)**Item no.: 793-5501**

Subject to changes. Please also observe the further product documentation!

WAGO GmbH &amp; Co. KG

Hansastr. 27

32423 Minden

Phone: +49571 887-0 | Fax: +49571 887-169

Email: [info.de@wago.com](mailto:info.de@wago.com) | Web: [www.wago.com](http://www.wago.com)

Do you have any questions about our products?







We are always happy to take your call at +49 (571) 887-44222.



WMB marking card; as card; for terminal block width 5 - 17.5 mm; stretchable 5 - 5.2 mm; plain; snap-on [www.wago.com/793-5501](http://www.wago.com/793-5501)  
type; white

**End plate**

End plate

	<b>Item no.: 2002-1892</b> End and intermediate plate; 1 mm thick; orange	<a href="http://www.wago.com/2002-1892">www.wago.com/2002-1892</a>
	<b>Item no.: 2002-1891</b> End and intermediate plate; 1 mm thick; gray	<a href="http://www.wago.com/2002-1891">www.wago.com/2002-1891</a>
	<b>Item no.: 2002-1991</b> End and intermediate plate; 1 mm thick; gray	<a href="http://www.wago.com/2002-1991">www.wago.com/2002-1991</a>
	<b>Item no.: 2002-1992</b> End and intermediate plate; 1 mm thick; orange	<a href="http://www.wago.com/2002-1992">www.wago.com/2002-1992</a>
	<b>Item no.: 2002-1691</b> End and intermediate plate; 1 mm thick; gray	<a href="http://www.wago.com/2002-1691">www.wago.com/2002-1691</a>
	<b>Item no.: 2002-1692</b> End and intermediate plate; 1 mm thick; orange	<a href="http://www.wago.com/2002-1692">www.wago.com/2002-1692</a>
	<b>Item no.: 2002-1791</b> End and intermediate plate; 1 mm thick; gray	<a href="http://www.wago.com/2002-1791">www.wago.com/2002-1791</a>
	<b>Item no.: 2002-1792</b> End and intermediate plate; 1 mm thick; orange	<a href="http://www.wago.com/2002-1792">www.wago.com/2002-1792</a>

**Downloads**

**Documentation**

**Bid Text**

2042-3879 docx - Datei	2019 Feb 20	docx 17.2 kB	Download
2042-3879 X81 - Datei	2019 Feb 19	xml 4.0 kB	Download

**Instruction Leaflet**

Pluggable Relay Module / Pluggable Solid-State Relay Module	V 1.1.0	pdf 2.0 MB	Download
---	---------	---------------	----------

**Additional Information**

Disposal and Recycling Electrical and electronic equipment, Batteries, Packaging	V 1.1.0 2022 Aug 18	pdf 2.2 MB	Download
---	------------------------	---------------	----------

Subject to changes. Please also observe the further product documentation!

WAGO GmbH & Co. KG  
Hansastr. 27  
32423 Minden  
Phone: +49571 887-0 | Fax: +49571 887-169  
Email: [info.de@wago.com](mailto:info.de@wago.com) | Web: [www.wago.com](http://www.wago.com)

Do you have any questions about our products?  
We are always happy to take your call at +49 (571) 887-44222.



## CAD/CAE-Data

### CAD data

2D/3D Models 2042-3879	<a href="#">URL</a>	<a href="#">Download</a>
------------------------	---------------------	--------------------------

### CAE data

ZUKEN Portal 2042-3879	<a href="#">URL</a>	<a href="#">Download</a>
------------------------	---------------------	--------------------------

### Asset Administration Shell

Asset Administration Shell 2042-3879	<a href="#">URL</a>	<a href="#">Download</a>
--------------------------------------	---------------------	--------------------------

## Environmental Product Compliance

### Compliance Search

Environmental Product Compliance 2042-3879	<a href="#">URL</a>	<a href="#">Download</a>
--	---------------------	--------------------------

Relay module; Nominal input voltage: 24 ... 230 V AC/DC; 3 break contacts and 1 make contact; Limiting continuous current: 3 A; Green status indicator; Module width: 25 mm

## Installation Notes

Subject to changes. Please also observe the further product documentation!