


### 8 Watts

- Regulated Single & Dual Output
- 2:1 Input Range
- DIP16 Package
- 1500 VDC Isolation
- Operating Temperature -40 °C to +105 °C
- ITE Safety Approvals
- High Power Density
- Metal Case
- 3 Year Warranty



#### Dimensions:

**JSE08:**  
0.94 x 0.54 x 0.31" (23.8 x 13.7 x 8.0 mm)

### Models & Ratings

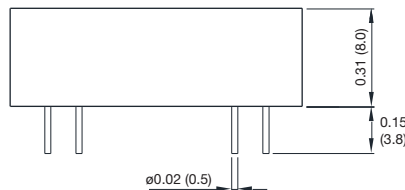
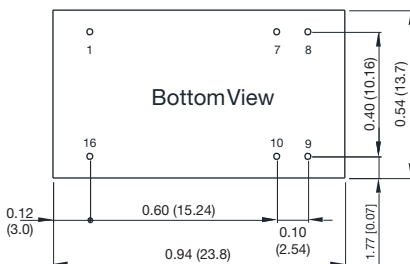
Input voltage	Output voltage	Output current	Input current <sup>(1)</sup>		Maximum capacitive load <sup>(2)</sup>	Efficiency	Model number
			No load	Full load			
9-18V	3V3	1600 mA	10 mA	565 mA	680 µF	78%	JSE0812S3V3
	5 V	1600 mA		825 mA	680 µF	81%	JSE0812S05
	12 V	665 mA		790 mA	330 µF	84%	JSE0812S12
	15 V	535 mA		795 mA	330 µF	84%	JSE0812S15
	24 V	335 mA		790 mA	150 µF	85%	JSE0812S24
	±12 V	±335 mA		790 mA	±150 µF	85%	JSE0812D12
	±15 V	±265 mA		790 mA	±150 µF	84%	JSE0812D15
18-36V	3V3	1600 mA	10 mA	280 mA	680 µF	78%	JSE0824S3V3
	5 V	1600 mA		405 mA	680 µF	82%	JSE0824S05
	12 V	665 mA		390 mA	330 µF	85%	JSE0824S12
	15 V	535 mA		395 mA	330 µF	85%	JSE0824S15
	24 V	335 mA		390 mA	150 µF	86%	JSE0824S24
	±12 V	±335 mA		395 mA	±150 µF	85%	JSE0824D12
	±15 V	±265 mA		385 mA	±150 µF	86%	JSE0824D15
36-75V	3V3	1600 mA	8 mA	140 mA	680 µF	78%	JSE0848S3V3
	5 V	1600 mA		205 mA	680 µF	81%	JSE0848S05
	12 V	665 mA		195 mA	330 µF	85%	JSE0848S12
	15 V	535 mA		195 mA	330 µF	85%	JSE0848S15
	24 V	335 mA		195 mA	150 µF	86%	JSE0848S24
	±12 V	±335 mA		195 mA	±150 µF	86%	JSE0848D12
	±15 V	±265 mA		195 mA	±150 µF	86%	JSE0848D15

### Notes

1. Input currents measured at nominal input voltage.

2. Maximum capacitive load is per output.

### Mechanical Details



Pin Connections		
Pin	Single	Dual
1	-Vin	-Vin
7	No Connection	No Connection
8	No Connection	Common
9	+Vout	+Vout
10	-Vout	-Vout
16	+Vin	+Vin

### Input

Characteristic	Minimum	Typical	Maximum	Units	Notes & Conditions
Input Voltage Range	9.0		18	VDC	12 V nominal
	18.0		36	VDC	24 V nominal
	36.0		75	VDC	48 V nominal
Input Filter	Internal Pi type				
Undervoltage Lockout	ON at >9V, OFF at <8V				12 V models
	ON at >18V, OFF at <16V				24 V models
	ON at >36V, OFF at <34V				48 V models
Input Surge			25	VDC for 1 s	12 V models
			50		24 V models
			100		48 V models

### Output

Characteristic	Minimum	Typical	Maximum	Units	Notes & Conditions
Output Voltage	3.3		30	VDC	See Models and Ratings table
Initial Set Accuracy			±2.0	%	At full load
Output Voltage Balance		±1.0	±2.0	%	For dual output with balanced loads
Minimum Load				A	No minimum load required
Line Regulation		±0.2	±0.8	%	From minimum to maximum input at full load
Load Regulation		±0.5	±1.0	%	From 0 to full load
Cross Regulation			±5.0	%	On dual output models when one load is varied between 25% and 100% and other is fixed at 100%
Transient Response		3	5	% deviation	Recovery within 1% in less than 250 µs for a 25% load change.
Ripple & Noise			55	mV pk-pk	20 MHz bandwidth. Measured using 0.47 µF ceramic capacitor.
Overload Protection			150	%	
Short Circuit Protection					Continuous Trip & Restart (Hiccup mode), with auto recovery
Maximum Capacitive Load					See Models and Ratings table
Temperature Coefficient			0.02	%/°C	

### General

Characteristic	Minimum	Typical	Maximum	Units	Notes & Conditions
Efficiency		85		%	See Models and Ratings table
Isolation: Input to Output	1500/1800			VDC	60 s/1 s Functional
Isolation Resistance	10 <sup>9</sup>			Ω	At 500 VDC
Isolation Capacitance		500		pF	
Switching Frequency		370		kHz	
Power Density			50.8	W/in <sup>3</sup>	
Mean Time Between Failure		1		MHrs	MIL-HDBK-217F, +25 °C GB
Weight		0.013 (6.1)		lb (g)	
Pin Material	Tinned Copper				
Lead Free Solder Process	260 °C max lead temperature 1.5mm from case for 10s				
Case Flammability	UL 94V-0 Rated				

### Environmental

Characteristic	Minimum	Typical	Maximum	Units	Notes & Conditions
Operating Temperature	-40		+105	°C	See Derating Curve.
Storage Temperature	-50		+125	°C	
Case Temperature			+105	°C	
Humidity			95	%RH	Non-condensing
Cooling					Natural convection

### EMC: Emissions

Phenomenon	Standard	Test Level	Notes & Conditions
Conducted	EN55022	Class A	No filter required

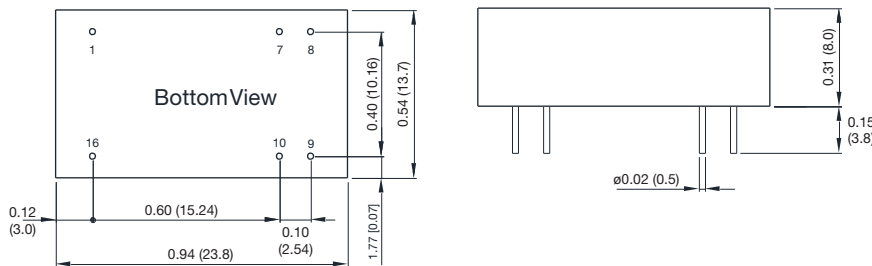
### EMC: Immunity

Phenomenon	Standard	Test Level	Criteria	Notes & Conditions
ESD	EN61000-4-2	±8 kV air discharge, ±6 kV contact	A	
Radiated	EN61000-4-3	10 V/m	A	
EFT/Burst	EN61000-4-4	±2 kV	A	With external capacitor, suggested part is CHEMI-CON KY 330µF/100V
Surge	EN61000-4-5	±1 kV	A	With external capacitor,
Conducted	EN61000-4-6	10 V rms	A	

### Safety Approvals

Safety Agency	Safety Standard	Notes & Conditions
UL	UL/cUL60950-1, UL/cUL62368-1	Information Technology
CE	Meets all applicable directives	
UL	Meets all applicable legislation	

### Mechanical Details



Pin Connections		
Pin	Single	Dual
1	-Vin	-Vin
7	No Connection	No Connection
8	No Connection	Common
9	+Vout	+Vout
10	-Vout	-Vout
16	+Vin	+Vin

### Notes

- All dimensions are in inches (mm)
- Weight: 0.013 lbs (6.1 g) approx.
- Tolerance: X.XX±0.01 (X.X±0.25)  
X.XXX±0.005 (X.XX±0.13)
- Pin Tolerance: ±0.002 (±0.05)

### Application Notes

#### Derating Curve

