

# General Purpose Relays

## R10 Series



## General Purpose, 10 Amp AC & DC Relays.

### Features

- .187" (4.75mm) 3-Way Terminals Suitable for Plug-In, Solder and Quick Connect
- SPDT, DPDT & 3PDT
- Clear See-Thru Cover
- Flange Mount (F-suffix), Push-to-Test Button (B-suffix), and Indicator Lamp (N-suffix) Types



### AC OPERATED

NTE Type No.	Nom. Voltage	Contact Arr.	Coil Res. Ohms (Typ)	Nom. Power	Max. Contact Cur. @ 28VDC or 120VAC	Diag No.
R10-5A10-12	12VAC	SPDT	—	2.0VA	10A	D7A
R10-5A10-12B	12VAC	SPDT	—	2.0VA	10A	D7A
R10-5A10-12F	12VAC	SPDT	—	2.0VA	10A	D7B
R10-5A10-12N	12VAC	SPDT	—	2.0VA	10A	D7A
R10-5A10-24	24VAC	SPDT	—	2.0VA	10A	D7A
R10-5A10-24B	24VAC	SPDT	—	2.0VA	10A	D7A
R10-5A10-24F	24VAC	SPDT	—	2.0VA	10A	D7B
R10-5A10-24N	24VAC	SPDT	—	2.0VA	10A	D7A
R10-5A10-120	120VAC	SPDT	—	2.0VA	10A	D7A
R10-5A10-120B	120VAC	SPDT	—	2.0VA	10A	D7A
R10-5A10-120F	120VAC	SPDT	—	2.0VA	10A	D7B
R10-5A10-120N	120VAC	SPDT	—	2.0VA	10A	D7A
R10-11A10-12	12VAC	DPDT	—	2.0VA	10A	D7A
R10-11A10-12B	12VAC	DPDT	—	2.0VA	10A	D7A
R10-11A10-12F	12VAC	DPDT	—	2.0VA	10A	D7B
R10-11A10-12N	12VAC	DPDT	—	2.0VA	10A	D7A
R10-11A10-24	24VAC	DPDT	—	2.0VA	10A	D7A
R10-11A10-24B	24VAC	DPDT	—	2.0VA	10A	D7A
R10-11A10-24F	24VAC	DPDT	—	2.0VA	10A	D7B
R10-11A10-24N	24VAC	DPDT	—	2.0VA	10A	D7A
R10-11A10-120	120VAC	DPDT	—	2.0VA	10A	D7A
R10-11A10-120B	120VAC	DPDT	—	2.0VA	10A	D7A
R10-11A10-120F	120VAC	DPDT	—	2.0VA	10A	D7B
R10-11A10-120N	120VAC	DPDT	—	2.0VA	10A	D7A
R10-11A10-240	240VAC	DPDT	—	2.0VA	10A	D7A
R10-14A10-12	12VAC	3PDT	—	2.0VA	10A	D7A
R10-14A10-12B	12VAC	3PDT	—	2.0VA	10A	D7A
R10-14A10-12F	12VAC	3PDT	—	2.0VA	10A	D7B
R10-14A10-12N	12VAC	3PDT	—	2.0VA	10A	D7A
R10-14A10-24	24VAC	3PDT	—	2.75VA	10A	D7A
R10-14A10-24B	24VAC	3PDT	—	2.0VA	10A	D7A
R10-14A10-24F	24VAC	3PDT	—	2.75VA	10A	D7B
R10-14A10-24N	24VAC	3PDT	—	2.0VAC	10A	D7A
R10-14A10-120	120VAC	3PDT	—	2.75VA	10A	D7A
R10-14A10-120B	120VAC	3PDT	—	2.0VA	10A	D7A
R10-14A10-120F	120VAC	3PDT	—	2.75VA	10A	D7B
R10-14A10-120N	120VAC	3PDT	—	2.0VA	10A	D7A
R10-14A10-240	240VAC	3PDT	—	2.75VA	10A	D7A
R10-14A10-240B	240VAC	3PDT	—	2.0VA	10A	D7A
R10-14A10-240F	240VAC	3PDT	—	2.0VA	10A	D7B
R10-14A10-240N	240VAC	3PDT	—	2.0VA	10A	D7A

### DC OPERATED

NTE Type No.	Nom. Voltage	Contact Arr.	Coil Res. Ohms (Typ)	Nom. Power	Max. Contact Cur. @ 28VDC or 120VAC	Diag No.
R10-5D10-12	12VDC	SPDT	120	1.2W	10A	D7A
R10-5D10-12B	12VDC	SPDT	120	1.2W	10A	D7A
R10-5D10-12F	12VDC	SPDT	120	1.2W	10A	D7B
R10-5D10-12N	12VDC	SPDT	120	1.2W	10A	D7A
R10-5D10-24	24VDC	SPDT	470	1.2W	10A	D7A
R10-5D10-24B	24VDC	SPDT	470	1.2W	10A	D7A
R10-5D10-24F	24VDC	SPDT	470	1.2W	10A	D7B
R10-5D10-24N	24VDC	SPDT	470	1.2W	10A	D7A
R10-11D10-12	12VDC	DPDT	120	1.2W	10A	D7A
R10-11D10-12B	12VDC	DPDT	120	1.2W	10A	D7A
R10-11D10-12F	12VDC	DPDT	120	1.2W	10A	D7B
R10-11D10-12N	12VDC	DPDT	120	1.2W	10A	D7A
R10-11D10-24	24VDC	DPDT	470	1.2W	10A	D7A
R10-11D10-24B	24VDC	DPDT	470	1.2W	10A	D7A
R10-11D10-24F	24VDC	DPDT	470	1.2W	10A	D7B
R10-11D10-24N	24VDC	DPDT	470	1.2W	10A	D7A
R10-11D10-110	110VDC	DPDT	10K	1.2W	10A	D7A
R10-14D10-12	12VDC	3PDT	120	1.2W	10A	D7A
R10-14D10-12B	12VDC	3PDT	120	1.2W	10A	D7A
R10-14D10-12F	12VDC	3PDT	120	1.2W	10A	D7B
R10-14D10-12N	12VDC	3PDT	120	1.2W	10A	D7A
R10-14D10-24	24VDC	3PDT	470	1.2W	10A	D7A
R10-14D10-24B	24VDC	3PDT	470	1.2W	10A	D7A
R10-14D10-24F	24VDC	3PDT	470	1.2W	10A	D7B
R10-14D10-24N	24VDC	3PDT	470	1.2W	10A	D7A
R10-14D10-110	110VDC	3PDT	10K	1.2W	10A	D7A

## Electrical Specifications

### Contact

**Contact Rating:** 10 Amp @ 120 VAC/240 VAC, 28 VDC

**Contact Material:** 3/16" Silver cadmium oxide

### Coil

**Coil Voltages:** See Chart

**Pick-up Voltage:** 75% of nominal or less for DC relays @ 25°C

85% of nominal or less for AC relays @ 25°C

**Resistance:** See chart

**Min Sensitivity:** 250 (DPDT), 375 (3PDT) mW per pole

**Duty Cycle:** Continuous

### Operational Characteristics

**Timing Values . . . . Operate Time:** 15ms (SPDT), 20 ms (DPDT), 24 ms (3PDT) } at nominal coil voltage

**Release Time:** 10ms (SPDT), 28 ms (DPDT), 26 ms (3PDT) }

### Insulation Characteristics

**Dielectric Strength**

**Contact To Coil:** 2000 VRMS

**Across Open Contacts:** 500 VRMS

**Pole to Pole:** 2000 VRMS

**Contact To Frame:** 2000 VRMS

### Environmental Characteristics

**Operating:** -30°C to +50°C (AC), -30°C to +65°C (DC)

**Non-operating (storage):** -30°C to +100°C

### Weight

**Std:** 3.1 ozs (88 grams)—approx

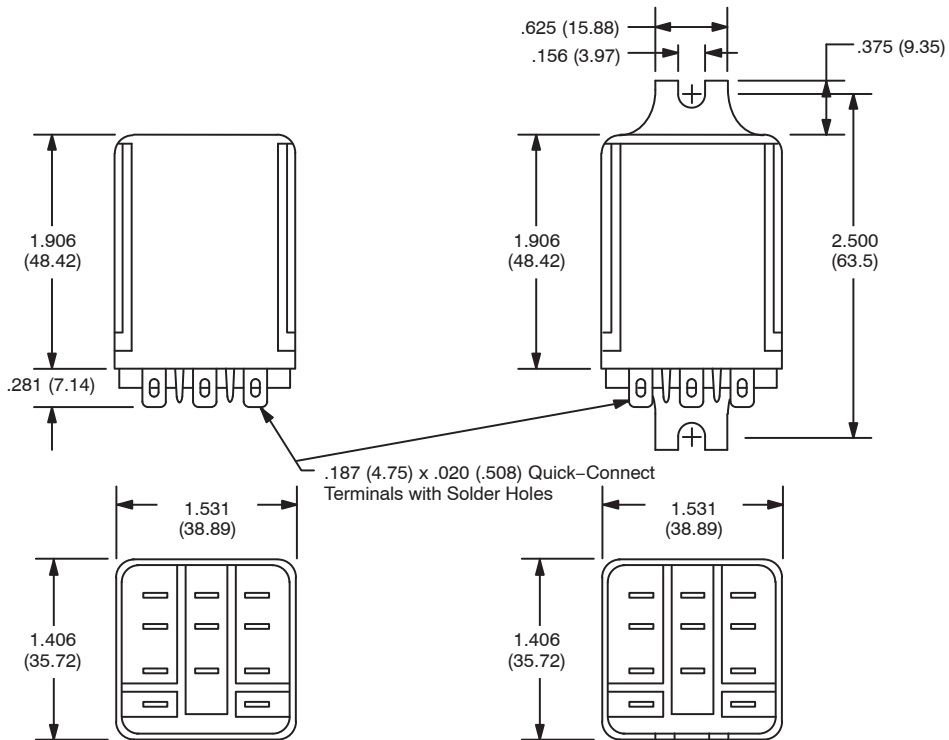
# General Purpose Relays

## ACCESSORIES

MOUNTING STYLES	DESCRIPTION	NTE TYPE NO.
SURFACE MOUNT SCREW TERMINALS	11-PIN BLADE	R95-105
PANEL MOUNT SOLDER TERM	11-PIN BLADE	R95-116
PANEL MOUNT QUICK CONNECT	11-PIN BLADE	R95-124
DIN RAIL MOUNT	11-PIN BLADE	R95-115
PC MOUNT	11-PIN BLADE	R95-123

### D7A Standard Cover

### D7B Flange Cover

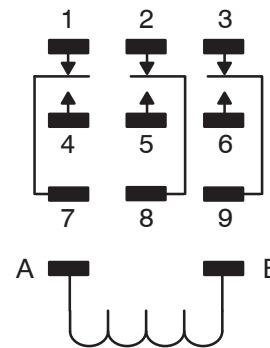
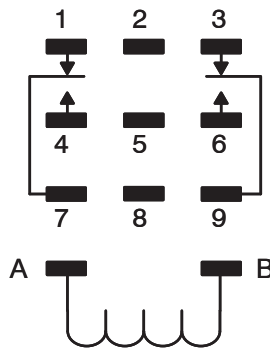
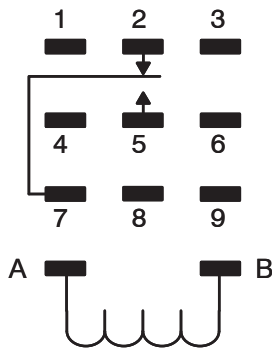


**Note:** Models with "N" suffix will have indicator lamp connected across coil.

### SPDT, 1 Form "C"

### DPDT, 2 Form "C"

### 3PDT, 3 Form "C"



Schematic Diagrams Viewed from Terminal End