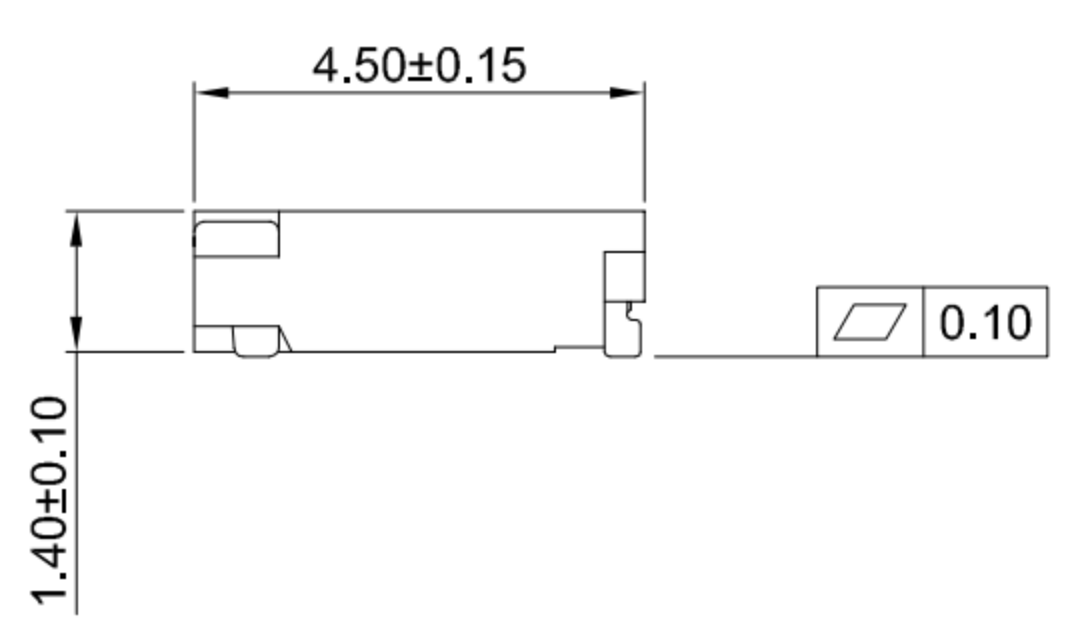
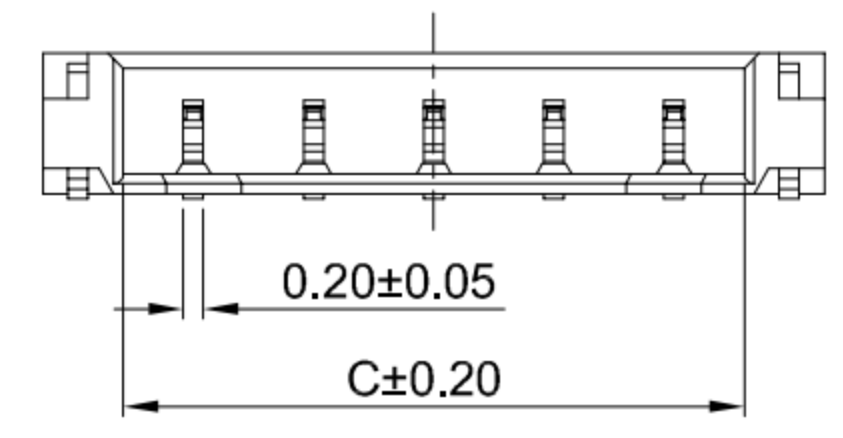


- G-Switch Specification:**
- 1.Current rated: 1.5A AC/DC
 - 2.Voltage rating: 50V AC/DC
 - 3.Withstanding voltage: 500V AC
 - 4.Contact resistance: 20mΩ max.
 - 5.Insulation resistance: 100MΩ min
 - 6.Durability cycle: 10Cycles
 - 7.Removal force: 0.05kgf/Pin min
 - 8.Operating temperature range: -25°C ~ +85°C



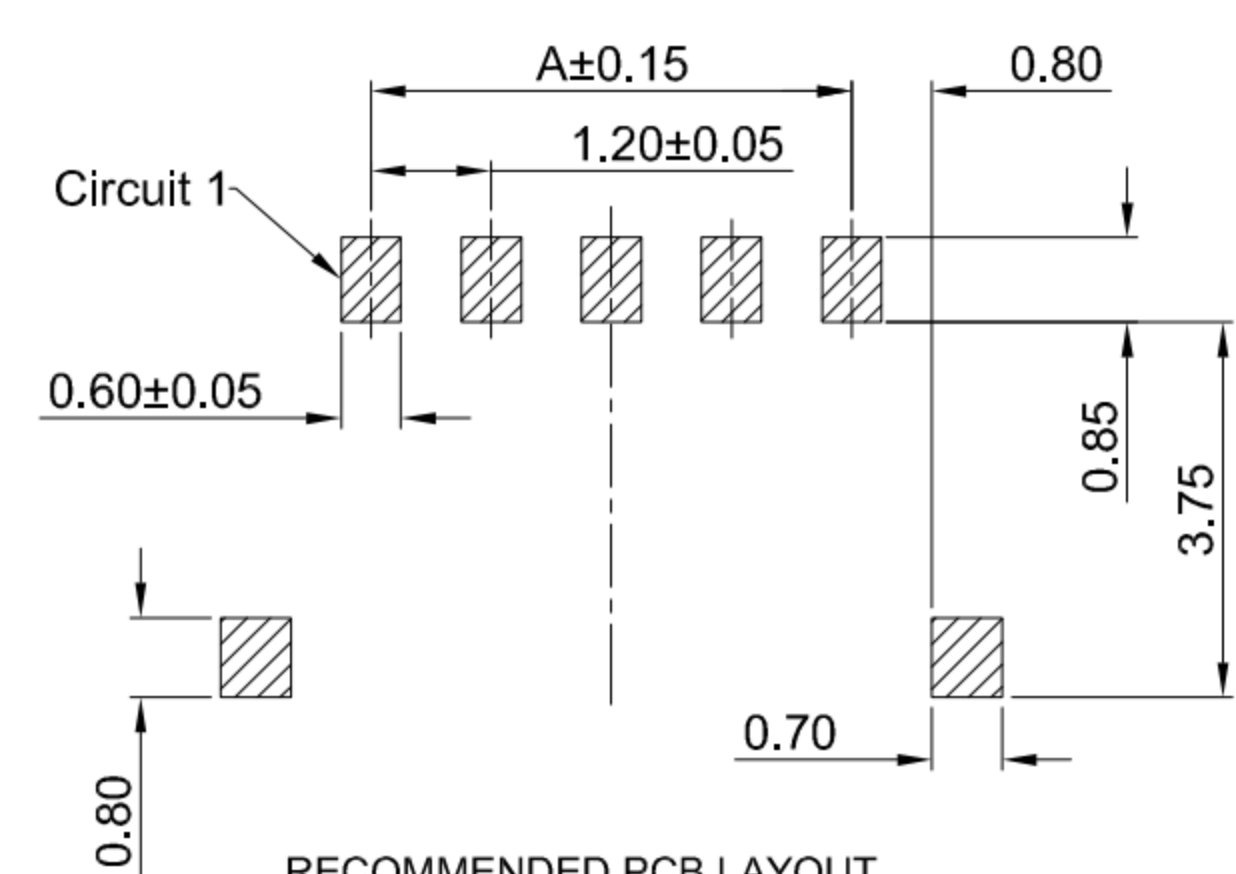
1
2
3
4
5

1
2
3
4
5



GT-A1201 W R S-1 XX X XX 01

- G-Switch**
- Series No**
- Connector**
W-Wafer
- Angle**
R-90°
- Termpoint**
S-SMT
- Terminal Plating**
11-All G/F
- Housing Colour**
B-Black
- Pin Q' PY**
02~10
- Row NO**
1-Single Row



RECOMMENDED PCB LAYOUT
TOLERANCE:±0.05

Ordering Information:

Circuit	Dimension(mm)			Circuit	Dimension(mm)		
	A	B	C		A	B	C
02	---	4.20	2.65	06	6.00	9.00	7.45
03	2.40	5.40	3.85	07	7.20	10.20	8.65
04	3.60	6.60	5.05	08	8.40	11.40	9.85
05	4.80	7.80	6.25	10	10.80	13.80	12.25

3	SOLDER TABS	PHOSPHOR BRONZE	MATTE Tin
2	CONTACT	PHOSPHOR BRONZE	ALL G/F
1	HOUSING	LCP,94V-0	BLACK
NO.	PART NAME	MATERIAL	REMARK



SCALE: 1:1 UNIT: mm
 SIZE: A4
 Unless otherwise General Tolerance:
 X ±0.40
 X.x ±0.30
 X.xx ±0.20
 X* ±5°
 X.x° ±3°

Title: Wafer 1.20mm Pitch 90° SMT Type Single Row Connector
 Molde Code: GT-A1201WRS-1XXXXX01
 DRAWN: Hu CHECKED: Chen APPROVED: Chen DATE: 2022.12.28



REV: A0 SHEET: 1/1

A B C D E