



MICTOR

TE Internal #: 5767094-2

PCB Mount Receptacle, Vertical, Board-to-Board, 76 Position, .64 mm [.025 in] Centerline, Fully Shrouded, Gold Flash over Palladium Nickel

[View on TE.com >](#)

Connectors > PCB Connectors > PCB Headers & Receptacles



PCB Connector Assembly Type: **PCB Mount Receptacle**

PCB Mount Orientation: **Vertical**

Connector System: **Board-to-Board**

Number of Positions: **76**

Centerline (Pitch): **.64 mm [.025 in]**

Features

Product Type Features

| | |
|-----------------------------------|-----------------------|
| PCB Connector Assembly Type | PCB Mount Receptacle |
| Connector System | Board-to-Board |
| Header Type | Fully Shrouded |
| Sealable | No |
| Connector & Contact Terminates To | Printed Circuit Board |

Configuration Features

| | |
|------------------------------|----------|
| Number of Power Positions | 2 |
| Number of Columns | 38 |
| Stackable | Yes |
| Number of Signal Positions | 76 |
| PCB Mount Orientation | Vertical |
| Number of Positions | 76 |
| Board-to-Board Configuration | Parallel |

Electrical Characteristics



| | |
|---------------------------------------|---------|
| Dielectric Withstanding Voltage (Max) | 500 VAC |
| Insulation Resistance | 2 MΩ |
| Impedance | 76 Ω |
| Operating Voltage | 30 VAC |

Signal Characteristics

| | |
|------------------------|---------|
| Differential Signaling | Yes |
| Data Rate | 10 Gb/s |

Body Features

| | |
|-----------------------|-------|
| Primary Product Color | Black |
|-----------------------|-------|

Contact Features

| | |
|---|---|
| PCB Contact Termination Area Plating Material Thickness | 3.81 – 6.35 μm[149.9997 – 249.9995 μin] |
| Contact Layout | Inline |
| PCB Contact Termination Area Plating Material Finish | Matte |
| Contact Shape & Form | Dual Beam |
| Contact Mating Area Plating Material Finish | Matte |
| PCB Contact Termination Area Plating Material | Tin |
| Contact Base Material | Copper Alloy |
| Contact Mating Area Plating Material | Gold Flash over Palladium Nickel |
| | 29.9212 μin |
| Contact Type | Socket |
| Contact Current Rating (Max) | 11.5 A |

Termination Features

| | |
|---|-----------------|
| Rectangular Termination Post & Tail Thickness | .2 mm[.008 in] |
| Rectangular Termination Post & Tail Width | .53 mm[.021 in] |
| Termination Method to Printed Circuit Board | Surface Mount |

Mechanical Attachment

| | |
|--------------------------|----------------|
| PCB Mount Alignment Type | Locating Posts |
| Mating Retention | Without |
| PCB Mount Retention Type | Boardlock |
| Mating Alignment | With |
| Mating Alignment Type | Polarized |
| PCB Mount Retention | Without |



| | |
|-------------------------|-------------|
| PCB Mount Alignment | With |
| Connector Mounting Type | Board Mount |

Housing Features

| | |
|--------------------|------------------|
| Centerline (Pitch) | .64 mm [.025 in] |
| Housing Material | Matte |

Dimensions

| | |
|------------------|---|
| Connector Length | 38.1 mm [1.499 in] |
| Connector Height | 15.01 mm [.591 in] |
| Connector Width | 8 mm [.315 in] |
| Stack Height | 9.01 mm, 18 mm, 20 mm, 21.6 mm, 27 mm, 27.8 mm, 29 mm, 31.9 mm [1.255 in] |

Usage Conditions

| | |
|-----------------------------|-----------------------------|
| Operating Temperature Range | -55 – 125 °C [-67 – 257 °F] |
|-----------------------------|-----------------------------|

Operation/Application

| | |
|---------------------|--------|
| Circuit Application | Signal |
|---------------------|--------|

Industry Standards

| | |
|---|------------------------|
| UL Rating | Listed |
| Compatible With Agency/Standards Products | CSA, UL |
| Compatible With Approved Standards Products | CSA 1195944, UL E28476 |
| UL Flammability Rating | UL 94V-0 |

Packaging Features

| | |
|--------------------|-----------|
| Packaging Quantity | 14 |
| Packaging Type | Box, Tube |

Product Compliance

[For compliance documentation, visit the product page on TE.com>](#)

| | |
|---|---|
| EU RoHS Directive 2011/65/EU | Compliant |
| EU ELV Directive 2000/53/EC | Compliant |
| China RoHS 2 Directive MIIT Order No 32, 2016 | No Restricted Materials Above Threshold |
| EU REACH Regulation (EC) No. 1907/2006 | Current ECHA Candidate List: JUNE 2023 (235) Candidate List Declared Against: JUNE 2023 (235) Does not contain REACH SVHC |









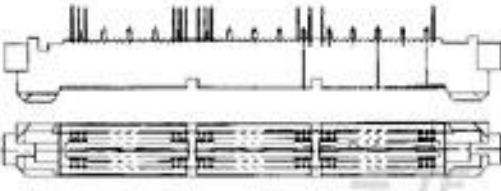





Halogen Content Low Halogen - Br, Cl, F, I < 900 ppm per homogenous material. Also BFR/CFR/PVC Free


Solder Process Capability Reflow solder capable to 260°C

Product Compliance Disclaimer


This information is provided based on reasonable inquiry of our suppliers and represents our current actual knowledge based on the information they provided. This information is subject to change. The part numbers that TE has identified as EU RoHS compliant have a maximum concentration of 0.1% by weight in homogenous materials for lead, hexavalent chromium, mercury, PBB, PBDE, DBP, BBP, DEHP, DIBP, and 0.01% for cadmium, or qualify for an exemption to these limits as defined in the Annexes of Directive 2011/65/EU (RoHS2). Finished electrical and electronic equipment products will be CE marked as required by Directive 2011/65/EU. Components may not be CE marked. Additionally, the part numbers that TE has identified as EU ELV compliant have a maximum concentration of 0.1% by weight in homogenous materials for lead, hexavalent chromium, and mercury, and 0.01% for cadmium, or qualify for an exemption to these limits as defined in the Annexes of Directive 2000/53/EC (ELV). Regarding the REACH Regulation, the information TE provides on SVHC in articles for this part number is based on the latest European Chemicals Agency (ECHA) 'Guidance on requirements for substances in articles' posted at this URL: <https://echa.europa.eu/guidance-documents/guidance-on-reach>

Compatible Parts

| | | | |
|---|---|---|---|
|  <p>TE Part # 5767005-9 MICT,495PLUG,076,ASSY,.025,REC</p> |  <p>TE Part # 5767007-9 MICT,260PLUG,76,ASSY,.025,REC</p> |  <p>TE Part # 5767032-2 MICT,788PLUG,76,ASSY,.025,REC</p> |  <p>TE Part # 5767056-2 MICT,260,PLUG,76,ASSY,PDNI</p> |
|  <p>TE Part # 5767017-2 MICT,900PLUG,76,ASSY,.025,REC</p> |  <p>TE Part # 5767117-2 MICT,260,PLG,076,ASY,.025,PDNI</p> |  <p>TE Part # 5767039-2 MICTOR,RA PLUG,076,.093PCB,ASY</p> |  <p>TE Part # 5767042-2 MICT,738PLUG,076,ASSY,.025,EXT</p> |
|  <p>TE Part # 1-5767032-6 MICT,788PLUG,76,ASSY,W VAC CAP</p> |  <p>TE Part # 5767025-2 MICTOR .707 PLUG ASSY, 76 POS.</p> |  <p>TE Part # 5767055-2 MICT,R/APLUG,ASSY,76,PDNI</p> |  <p>TE Part # 5767082-2 MICT,495,PLUG,076,PDNI,BARBLES</p> |



TE Part # 5767111-2
MICT,PLG,076,ASY,.025 TAPE PKG




TE Part # 5767118-2
MICT,PLG,076,ASY,.025,TAPE CAP



TE Part # 5767119-9
MICT,PLG,076,ASY,.025,TAPE PKG



TE Part # 5767149-2
MICTOR PLUG ASSY IN TAPE & REE



TE Part # 5767149-9
MICTOR PLUG ASSY IN TAPE & REE

Customers Also Bought



TE Part #DT04-2P
REC, 2P, GRY, N



TE Part #DT06-2S
PLG, 2P, GRY, N



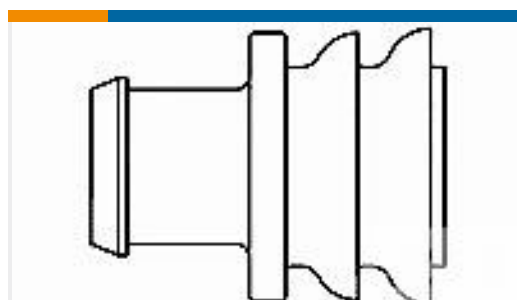
TE Part #W2S
Wedgelocks: DEUTSCH DT



TE Part #0460-202-16141
DEUTSCH Solid Contacts



TE Part #282104-1
AMP SUPERSEAL 1.5MM,
CONNECTOR HOUSING



TE Part #281934-2
SINGLE WIRE SEAL



TE Part #114017-ZZ
SEALING PLUG, SIZE 12/16, WHT

Documents

Product Drawings

MICT,RECPT,076,ASY,PDNI,EXTD

English

CAD Files

3D PDF

3D

Customer View Model

ENG_CVM_CVM_5767094-2_A.2d_dxf.zip



English

Customer View Model

[ENG_CVM_CVM_5767094-2_A.3d_igs.zip](#)

English

Customer View Model

[ENG_CVM_CVM_5767094-2_A.3d_stp.zip](#)

English

[3D PDF](#)

English

Customer View Model

[ENG_CVM_5767094-2_O.2d_dxf.zip](#)

English

Customer View Model

[ENG_CVM_5767094-2_O.3d_igs.zip](#)

English

Customer View Model

[ENG_CVM_5767094-2_O.3d_stp.zip](#)

English

By downloading the CAD file I accept and agree to the [Terms and Conditions](#) of use.

Datasheets & Catalog Pages

[MICTOR Interconnection System](#)

English

[Fine Pitch Stacking Connectors - 0.635mm MICTOR Connectors](#)

English

Product Specifications

[Application Specification](#)

English