

63130-3 ✓ ACTIVE



SPLICE

TE Internal #: 63130-3


Splices, Pigtail Splice / Thru Splice, Serrated, 1500 – 5000 CMA

Wire Size, Brass, 3 Serration, Length .325 in [8.26 mm], Reel, Open,

SPLICE

[View on TE.com >](#)

Terminals & Splices > Splices



Sealable: **No**

Splice Features: **Serrated**

Wire Size: **1500 – 5000 CMA**

Contact Base Material: **Brass**

Splice Type: **Pigtail Splice, Thru Splice**

Features

Product Type Features

Sealable	No
Splice Type	Pigtail Splice, Thru Splice
Compatible With Discrete Wire Type	Solid, Stranded
Wire Insulation Support Retention Type	Non-Insulation Support

Configuration Features

Number of Serrations	3
Compatible With Wire & Cable Type	Discrete Wire

Body Features

Product Weight	.153 g
Splice Features	Serrated

Contact Features

Contact Base Material	Brass
Barrel Type	Open



Mechanical Attachment

Wire Insulation Support	Without
-------------------------	---------

Dimensions

Wire Size	1500 – 5000 CMA
Terminal Material Thickness	.51 mm[.02 in]
Product Length	8.26 mm[.325 in]

Usage Conditions

Insulation Option	Uninsulated
Operating Temperature Range	-40 – 110 °C[-40 – 230 °F]

Operation/Application

Compatible With Wire Base Material	Copper
------------------------------------	--------

Industry Standards

Government Qualified Splice	No
-----------------------------	----

Packaging Features

Packaging Quantity	7500
Packaging Method	Reel

Product Compliance

[For compliance documentation, visit the product page on TE.com>](#)

EU RoHS Directive 2011/65/EU	Compliant
EU ELV Directive 2000/53/EC	Compliant
China RoHS 2 Directive MIIT Order No 32, 2016	No Restricted Materials Above Threshold
EU REACH Regulation (EC) No. 1907/2006	Current ECHA Candidate List: JUNE 2023 (235) Candidate List Declared Against: JUNE 2023 (235) Does not contain REACH SVHC
Halogen Content	Low Halogen - Br, Cl, F, I < 900 ppm per homogenous material. Also BFR/CFR/PVC Free
Solder Process Capability	Not applicable for solder process capability

Product Compliance Disclaimer

This information is provided based on reasonable inquiry of our suppliers and represents our current actual knowledge based on the information they provided. This information is subject to change. The part numbers that TE has identified as EU RoHS compliant have a maximum concentration of 0.1% by weight in homogenous materials for lead, hexavalent



chromium, mercury, PBB, PBDE, DBP, BBP, DEHP, DIBP, and 0.01% for cadmium, or qualify for an exemption to these limits as defined in the Annexes of Directive 2011/65/EU (RoHS2). Finished electrical and electronic equipment products will be CE marked as required by Directive 2011/65/EU. Components may not be CE marked. Additionally, the part numbers that TE has identified as EU ELV compliant have a maximum concentration of 0.1% by weight in homogenous materials for lead, hexavalent chromium, and mercury, and 0.01% for cadmium, or qualify for an exemption to these limits as defined in the Annexes of Directive 2000/53/EC (ELV). Regarding the REACH Regulation, the information TE provides on SVHC in articles for this part number is based on the latest European Chemicals Agency (ECHA) 'Guidance on requirements for substances in articles' posted at this URL: <https://echa.europa.eu/guidance-documents/guidance-on-reach>

Compatible Parts



TE Part # 140723-2
SPLICE 22-16 AWG .02 TPBR



TE Part # 2151546-1
OCEAN_2.0_APPLICATOR-S-110F



TE Part # 7-2151546-7
OCEAN_2.0_SPARE_PART_KIT-110F



TE Part # 2151546-2
OCEAN_2.0_APPLICATOR-S-110FA



TE Part # 2305570-1
Strip Terminal Cutter-Side Feed-No Crimp



TE Part # 7-2151546-1
OCEAN_2.0_APPLICATOR-S-110F



TE Part # 7-2151546-2
OCEAN_2.0_APPLICATOR-S-110FA

Also in the Series | SPLICE

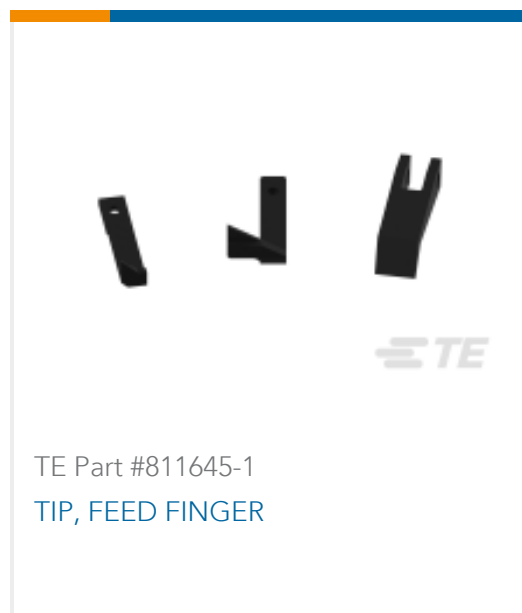




Crimp Wire Pins, Tabs & Ferrules(1)



Splices(64)

Customers Also Bought



Documents

Product Drawings

[SPLICE REC. 1500-5000 .020 TPBR](#)

English

CAD Files

[3D PDF](#)

3D

Customer View Model

[ENG_CVM_CVM_63130-3_AD.2d_dxf.zip](#)

English

Customer View Model

[ENG_CVM_CVM_63130-3_AD.3d_igs.zip](#)

English

Customer View Model

[ENG_CVM_CVM_63130-3_AD.3d_stp.zip](#)

English

By downloading the CAD file I accept and agree to the [Terms and Conditions](#) of use.

Product Specifications



Application Specification

English

Agency Approvals

CSA Certificate

English