



Micro-MaTch | Micro-MaTch Industrial

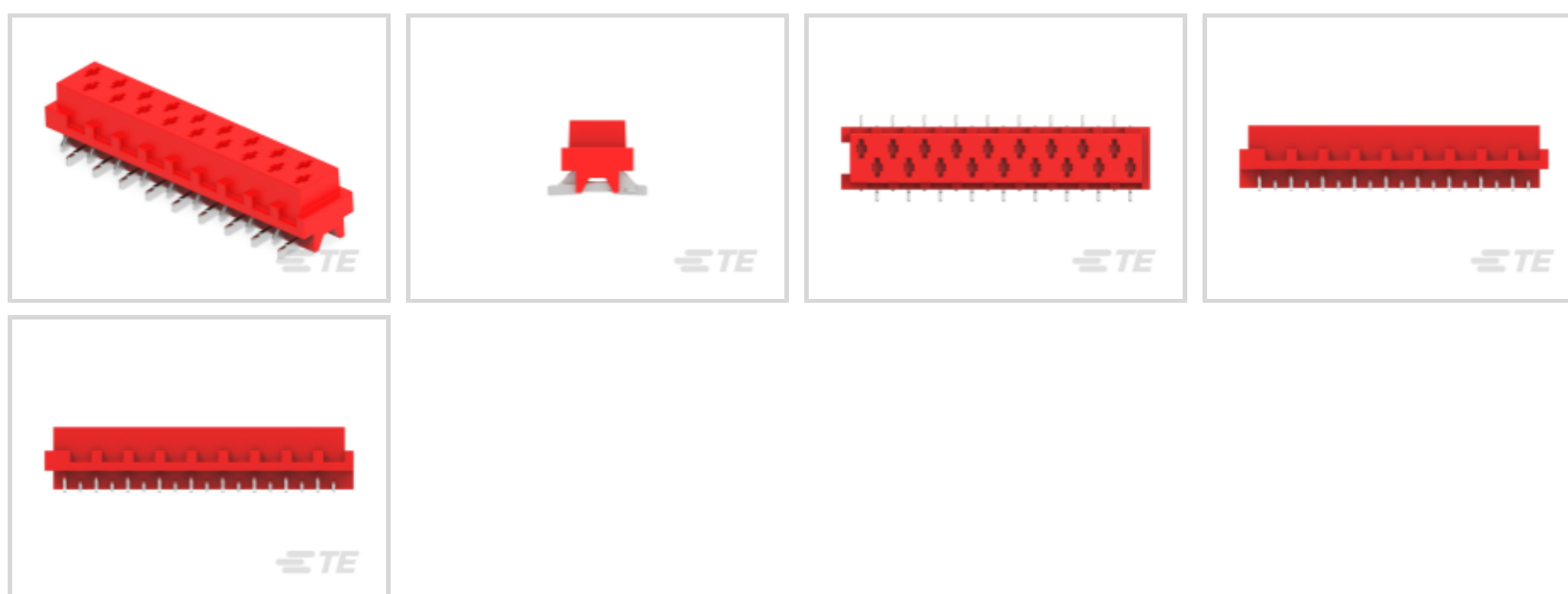
TE Internal #: 8-188275-8

Ribbon Cable Connectors, Board-to-Board, 18 Position, 1.27 mm [.05 in] Centerline, Vertical, Surface Mount, 2 Row, Receptacle, Micro-MaTch Industrial

[View on TE.com >](#)

Connectors > PCB Connectors > Wire-to-Board Connectors > FFC, FPC & Ribbon Connectors > Ribbon Cable Connectors >

Female-on-Board Connector, Top Entry



Connector System: **Board-to-Board**

Number of Positions: **18**

Centerline (Pitch): **1.27 mm [ .05 in ]**

PCB Mount Retention: **Without**

PCB Mount Orientation: **Vertical**

[All Female-on-Board Connector, Top Entry \(67\)](#)

## Features

### Product Type Features

Ribbon Cable Connector Type	Female-on-Board
Ribbon Cable Connector Header Type	Shrouded
Connector Product Type	Connector Assembly
Connector System	Board-to-Board
Connector & Housing Type	Receptacle
Connector & Contact Terminates To	Printed Circuit Board

### Configuration Features

Number of Positions	18
PCB Mount Orientation	Vertical
Number of Rows	2

### Electrical Characteristics

Insulation Resistance	1000 MΩ
-----------------------	---------



Operating Voltage	100 VAC
-------------------	---------

### Body Features

Daisy Chain	Without
-------------	---------

Primary Product Color	Red
-----------------------	-----

Connector Profile	Standard
-------------------	----------

### Contact Features

PCB Contact Termination Area Plating Material Thickness	3 – 5 $\mu\text{m}$ [118.11 – 196.85 $\mu\text{in}$ ]
---	---

Contact Type	Socket
--------------	--------

Contact Mating Area Plating Material Thickness	3 – 5 $\mu\text{m}$ [118.11 – 196.85 $\mu\text{in}$ ]
--	---

Contact Mating Area Plating Material	Tin
--------------------------------------	-----

PCB Contact Termination Area Plating Material Finish	Matte
--	-------

Contact Shape & Form	Dual Beam
----------------------	-----------

Contact Underplating Material	Nickel
-------------------------------	--------

PCB Contact Termination Area Plating Material	Tin
---	-----

Contact Base Material	Phosphor Bronze
-----------------------	-----------------

Contact Current Rating (Max)	1.5 A
------------------------------	-------

### Termination Features

Rectangular Termination Post & Tail Thickness	.25 mm[.01 in]
---	----------------

Rectangular Termination Post & Tail Width	.75 mm[.029 in]
---	-----------------

Termination Method to Printed Circuit Board	Surface Mount
---	---------------

### Mechanical Attachment

Mating Alignment	With
------------------	------

Contact Retention Type Within Housing	Press-Fit
---------------------------------------	-----------

PCB Mount Alignment	Without
---------------------	---------

PCB Mount Retention	Without
---------------------	---------

Mating Alignment Type	Polarization
-----------------------	--------------

Mating Retention	With
------------------	------

Mating Retention Type	Contact Friction
-----------------------	------------------

Connector Mounting Type	Board Mount
-------------------------	-------------

### Housing Features

Mating Entry Location	Top
-----------------------	-----

Housing Material	PA 4.6
------------------	--------



Centerline (Pitch)	1.27 mm[.05 in]
--------------------	-----------------

### Dimensions

Connector Length	24.9 mm[.98 in]
Connector Height	5.3 mm[.21 in]
Row-to-Row Spacing	2 mm[.059 in]

### Usage Conditions

Operating Temperature Range	-40 – 105 °C[-40 – 221 °F]
-----------------------------	----------------------------

### Operation/Application

Solder Process Feature	Board Standoff
Assembly Process Feature	Vacuum Tape
Circuit Application	Signal

### Industry Standards

UL Rating	Recognized
Compatible With Agency/Standards Products	UL
Compatible With Approved Standards Products	UL E28476
UL Flammability Rating	UL 94V-0

### Packaging Features

Packaging Quantity	900
Packaging Method	Reel

### Product Compliance

[For compliance documentation, visit the product page on TE.com>](#)

EU RoHS Directive 2011/65/EU	Compliant
EU ELV Directive 2000/53/EC	Compliant
China RoHS 2 Directive MIIT Order No 32, 2016	No Restricted Materials Above Threshold
EU REACH Regulation (EC) No. 1907/2006	Current ECHA Candidate List: JUNE 2023 (235) Candidate List Declared Against: JUNE 2023 (235) Does not contain REACH SVHC
Halogen Content	Not Low Halogen - contains Br or Cl > 900 ppm.
Solder Process Capability	Reflow solder capable to 260°C



Product Compliance Disclaimer

This information is provided based on reasonable inquiry of our suppliers and represents our current actual knowledge based on the information they provided. This information is subject to change. The part numbers that TE has identified as EU RoHS compliant have a maximum concentration of 0.1% by weight in homogenous materials for lead, hexavalent chromium, mercury, PBB, PBDE, DBP, BBP, DEHP, DIBP, and 0.01% for cadmium, or qualify for an exemption to these limits as defined in the Annexes of Directive 2011/65/EU (RoHS2). Finished electrical and electronic equipment products will be CE marked as required by Directive 2011/65/EU. Components may not be CE marked. Additionally, the part numbers that TE has identified as EU ELV compliant have a maximum concentration of 0.1% by weight in homogenous materials for lead, hexavalent chromium, and mercury, and 0.01% for cadmium, or qualify for an exemption to these limits as defined in the Annexes of Directive 2000/53/EC (ELV). Regarding the REACH Regulation, the information TE provides on SVHC in articles for this part number is based on the latest European Chemicals Agency (ECHA) 'Guidance on requirements for substances in articles' posted at this URL: <https://echa.europa.eu/guidance-documents/guidance-on-reach>

## Compatible Parts



TE Part # CAT-M5833-M2934A  
Male-on-Wire Connector, Micro-MaTch



TE Part # CAT-M5833-M2934  
Male-on-Board Connector, Micro-MaTch



TE Part # CAT-M5833-C1121A  
MICRO-MATCH STD PB TO MOW CABLE ASSY



TE Part # 1-338095-8  
18P. MICRO-MATCH COSI HSG




TE Part # CAT-M5833-C1121  
MICRO-MATCH STD MOW TO MOW CABLE ASSY


## Also in the Series | Micro-MaTch Industrial




Board-In Connectors(21)



Connector Contacts(4)



Insertion & Extraction Tools(1)



Pluggable I/O Cable Assemblies(52)



Ribbon Cable Connectors(186)

## Customers Also Bought



TE Part #1-215464-0  
Male-on-Board Connector, Micro-MaTch



TE Part #8-188275-6  
MICRO-MATCH SMD FTE



TE Part #1-1623730-3  
BCHE 4 W 2R2 10%



TE Part #1879217-7  
CPF 0603 240K 0.1% 25PPM 1K RL



TE Part #1-1879417-6  
CPF 0603 750K 0.1% 25PPM 1K RL



TE Part #1676359-2  
RN 0805 4K53 0.1% 10PPM 1KRL



TE Part #9-1879252-4  
RP 2B 10R 0.1% 15PPM CUT LENGTH



TE Part #1337772-1  
50/OHM COAX BNC STR PLUG-ELB P

## Documents

### Product Drawings

#### MICRO-MATCH SMD FTE

English

### CAD Files

#### 3D PDF

3D

#### Customer View Model

[ENG\\_CVM\\_CVM\\_8-188275-8\\_V.2d\\_dxf.zip](#)

English

#### Customer View Model

[ENG\\_CVM\\_CVM\\_8-188275-8\\_V.3d\\_igs.zip](#)

English

#### Customer View Model

[ENG\\_CVM\\_CVM\\_8-188275-8\\_V.3d\\_stp.zip](#)

English

By downloading the CAD file I accept and agree to the [Terms and Conditions](#) of use.





---

## Datasheets & Catalog Pages

### Micro-MaTch Catalog

English

### Ribbon Cable Interconnect Solutions

English

### Centerline Micro-Match Connector Series

English

---

## Product Specifications

### Application Specification

English