




AMP | AMP Type II

TE Internal #: 201328-1

Socket Contact, Gold, Snap-In Contact Retention, Size 16 Contact Size, 24 – 20 AWG Wire Size, .2 – .6 mm² Wire Size, Crimp, Brass, Power, AMP Type II

[View on TE.com >](#)

Connectors > Contacts > Connector Contacts



Contact Type: **Socket**

Contact Mating Area Plating Material: **Gold**

Wire Contact Termination Area Plating Material: **Gold**

Contact Retention Within Housing: **With**

Contact Retention Type Within Housing: **Snap-In**

Features

Product Type Features

Sealable	No
----------	----

Contact Features

Mating Pin Diameter	1.57 mm[.062 in]
Contact Underplating Material Thickness	1.27 µm[50 µin]
Wire Contact Termination Area Plating Thickness	.76 µm[30 µin]
Contact Mating Area Plating Material Thickness	.76 µm[30 µin]
Contact Mating Area Plating Material Finish	Bright
Contact Orientation	Straight
Contact Underplating Material	Nickel
Contact Type	Socket
Contact Mating Area Plating Material	Gold
Wire Contact Termination Area Plating Material	Gold
Contact Retention Within Housing	With
Contact Size	Size 16



Contact Base Material	Brass
-----------------------	-------

Contact Current Rating (Max)	13 A
------------------------------	------

Termination Features

Termination Method to Wire & Cable	Crimp
------------------------------------	-------

Product Terminates To	Wire & Cable
-----------------------	--------------

Mechanical Attachment

Wire Insulation Support	With
-------------------------	------

Contact Retention Type Within Housing	Snap-In
---------------------------------------	---------

Dimensions

Compatible Insulation Diameter Range	1.4 – 2.24 mm [.055 – .088 in]
--------------------------------------	--------------------------------

Wire Size	.2 – .6 mm ²
-----------	-------------------------

Usage Conditions

Operating Temperature Range	-55 – 105 °C [-55 – 302 °F]
-----------------------------	-----------------------------

Operation/Application

Circuit Application	Power
---------------------	-------

Identification Marking

Contact Color Code	Yellow/Red
--------------------	------------

Packaging Features

Packaging Quantity	1000
--------------------	------

Packaging Method	Bag
------------------	-----

Product Compliance

[For compliance documentation, visit the product page on TE.com>](#)

EU RoHS Directive 2011/65/EU	Compliant
------------------------------	-----------

EU ELV Directive 2000/53/EC	Compliant with Exemptions
-----------------------------	---------------------------

China RoHS 2 Directive MIIT Order No 32, 2016	No Restricted Materials Above Threshold
---	---

EU REACH Regulation (EC) No. 1907/2006	Current ECHA Candidate List: JUNE 2023 (235) Candidate List Declared Against: JUNE 2023 (235) SVHC > Threshold: Pb (2.5% in Component Part)
--	--

Article Safe Usage Statements:










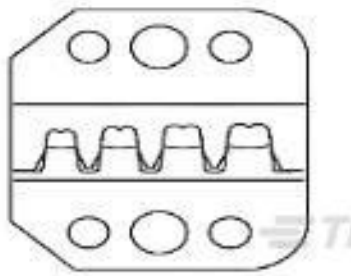


Do not eat, drink or smoke when using this product. Wash thoroughly after handling. Recycle if possible and dispose of the article by following all applicable governmental regulations relevant to your geographic location.

Halogen Content	Low Halogen - Br, Cl, F, I < 900 ppm per homogenous material. Also BFR/CFR/PVC Free
Solder Process Capability	Not applicable for solder process capability

Product Compliance Disclaimer

This information is provided based on reasonable inquiry of our suppliers and represents our current actual knowledge based on the information they provided. This information is subject to change. The part numbers that TE has identified as EU RoHS compliant have a maximum concentration of 0.1% by weight in homogenous materials for lead, hexavalent chromium, mercury, PBB, PBDE, DBP, BBP, DEHP, DIBP, and 0.01% for cadmium, or qualify for an exemption to these limits as defined in the Annexes of Directive 2011/65/EU (RoHS2). Finished electrical and electronic equipment products will be CE marked as required by Directive 2011/65/EU. Components may not be CE marked. Additionally, the part numbers that TE has identified as EU ELV compliant have a maximum concentration of 0.1% by weight in homogenous materials for lead, hexavalent chromium, and mercury, and 0.01% for cadmium, or qualify for an exemption to these limits as defined in the Annexes of Directive 2000/53/EC (ELV). Regarding the REACH Regulation, the information TE provides on SVHC in articles for this part number is based on the latest European Chemicals Agency (ECHA) 'Guidance on requirements for substances in articles' posted at this URL: <https://echa.europa.eu/guidance-documents/guidance-on-reach>

Compatible Parts

 <p>TE Part # CAT-AM71-C83998C Circular Plastic Connector, CMC Series 1</p>	 <p>TE Part # CAT-AM71-C83998Y One-Piece Connector, Sealed, CPC Series 1</p>	 <p>TE Part # CAT-AM71-C83998J Cable/Panel Mount Connector, CPC Series 1</p>	 <p>TE Part # CAT-AM71-C83998K Circular Connector, Environmentally Sealed, CPC Series 6</p>
 <p>TE Part # 200893-2 INSERTION TOOL CONT</p>	 <p>TE Part # 539972-1 EXTRACTION TOOL</p>	 <p>TE Part # 305183 EXTRACT TOOL TYPE 2 20-16</p>	 <p>TE Part # 601967-1 CRIMPING TOOL M22520/1-01</p>
 <p>TE Part # 58541-1 PRO-CRIMPER HAND TOOL & DIE</p>	 <p>TE Part # 58541-2 PRO-CRIMPER HAND TOOL DIE</p>	 <p>TE Part # 91538-1 CCII TYPE II PIN SKT 30-20 ASSY</p>	 <p>TE Part # 1-601967-5 POSITIONER TYPE II CONTACTS</p>

Also in the Series | **AMP Type II**



Connector Contacts(35)



Insertion & Extraction Tools(4)

Customers Also Bought



TE Part #66105-1
III+ SKT,24-20,30AU>10,LP



TE Part #201613-1
CONTACT SOCKET ASSY.



TE Part #1-770253-0
UMNLII SOK PTPPHBZ LP LF 24-18



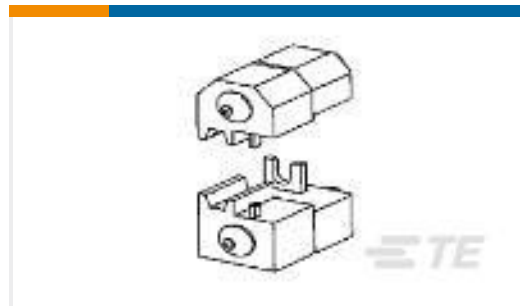
TE Part #31888
PIDG R 22-16 COMM 22-18 MIL 8



TE Part #5747100-1
CABLE CLAMP KIT,SZ 4




TE Part #3-2213772-5
AV22 SPL 5A MOVE RING LED GREEN 24V



TE Part #356611-2
DIES POWERBAND CONT 10 AWG DIE SET



TE Part #1-601967-5
POSITIONER TYPE II CONTACTS



TE Part #03561310-000
LVDT 250 MHR-3882 ASSEMBLY

Documents

Product Drawings

[CONTACT SOCKET ASSY.](#)

English

CAD Files

[Customer View Model](#)

[ENG_CVM_201328-1_AF.3d_igs.zip](#)

English

[Customer View Model](#)



[ENG_CVM_201328-1_AF.3d_stp.zip](#)

English

Customer View Model

[ENG_CVM_201328-1_AF.2d_dxf.zip](#)

English

3D PDF

English

3D PDF

3D

Customer View Model

[ENG_CVM_CVM_201328-1_AK.2d_dxf.zip](#)

English

Customer View Model

[ENG_CVM_CVM_201328-1_AK.3d_igs.zip](#)

English

Customer View Model

[ENG_CVM_CVM_201328-1_AK.3d_stp.zip](#)

English

By downloading the CAD file I accept and agree to the [Terms and Conditions](#) of use.

Datasheets & Catalog Pages

[AMP Circular Connectors for Commercial Signal & Power Applications](#)

English

[Signal Contacts](#)

English

[M_SERIES_PIN_AND_SOCKET_CONNECTORS](#)

English

Product Specifications

[Application Specification](#)

Japanese

[Application Specification](#)

English

[Type II Screw Machine Contacts](#)

Japanese

[Application Specification](#)

Japanese

Instruction Sheets

[Instruction Sheet \(U.S.\)](#)

Japanese

[Instruction Sheet \(U.S.\)](#)

English

[Instruction Sheet \(U.S.\)](#)



English

[Application and Maintenance for Crimping Die Assemblies](#)

English

[Instruction Sheet \(U.S.\)](#)

English

[Instruction Sheet \(U.S.\)](#)

English