

175287-5 ✓ ACTIVE

[Dynamic Series](#) | [Dynamic 3000 Series](#)

TE Internal #: 175287-5

Tab Contact, Tin, 28 – 24 AWG Wire Size, .08 – .24 mm² Wire Size,
Power & Signal, -67 – 221 °F [-55 – 105 °C], Dynamic 3000 Series

[View on TE.com >](#)



[Connectors](#) > [Contacts](#) > [Connector Contacts](#) > [Contact: Component To Wire; 15A, 28-14 wire size](#)



Contact Type: **Tab**

Contact Mating Area Plating Material: **Tin**

Wire Size: **.08 – .24 mm²**

Product Terminates To: **Wire & Cable**

[All Contact: Component To Wire; 15A, 28-14 wire size \(91\)](#)

Features

Contact Features

| | |
|--------------------------------------|-----------------|
| Mating Tab Width | 2 mm[.08 in] |
| Mating Tab Thickness | .64 mm[.025 in] |
| Contact Type | Tab |
| Contact Mating Area Plating Material | Tin |
| Contact Current Rating (Max) | 15 A |

Termination Features

| | |
|-----------------------|--------------|
| Product Terminates To | Wire & Cable |
|-----------------------|--------------|

Dimensions

| | |
|-----------|---------------------------|
| Wire Size | .08 – .24 mm ² |
|-----------|---------------------------|

Usage Conditions

| | |
|-----------------------------|----------------------------|
| Operating Temperature Range | -55 – 105 °C[-67 – 221 °F] |
|-----------------------------|----------------------------|

Operation/Application

| | |
|---------------------|----------------|
| Circuit Application | Power & Signal |
|---------------------|----------------|

Packaging Features

| | |
|------------------|-----------|
| Packaging Method | Bag & Box |
|------------------|-----------|

Product Compliance



[For compliance documentation, visit the product page on TE.com>](#)

| | |
|---|---|
| EU RoHS Directive 2011/65/EU | Compliant |
| EU ELV Directive 2000/53/EC | Compliant |
| China RoHS 2 Directive MIIT Order No 32, 2016 | No Restricted Materials Above Threshold |
| EU REACH Regulation (EC) No. 1907/2006 | Current ECHA Candidate List: JUNE 2023 (235) Candidate List Declared Against: JUNE 2023 (235) Does not contain REACH SVHC |
| Halogen Content | Low Halogen - Br, Cl, F, I < 900 ppm per homogenous material. Also BFR/CFR/PVC Free |
| Solder Process Capability | Not applicable for solder process capability |

Product Compliance Disclaimer

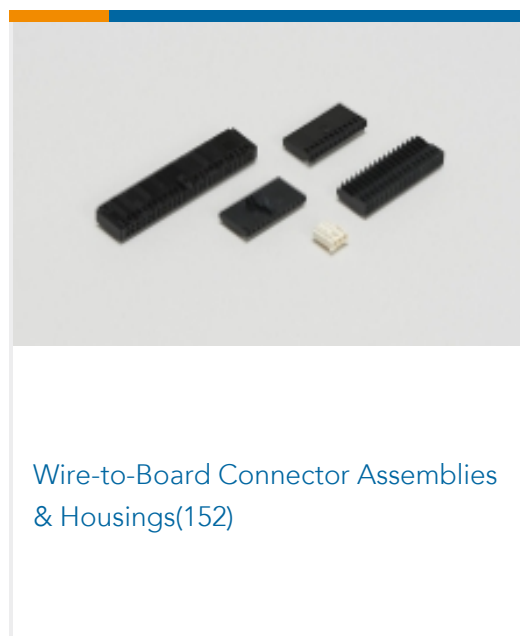

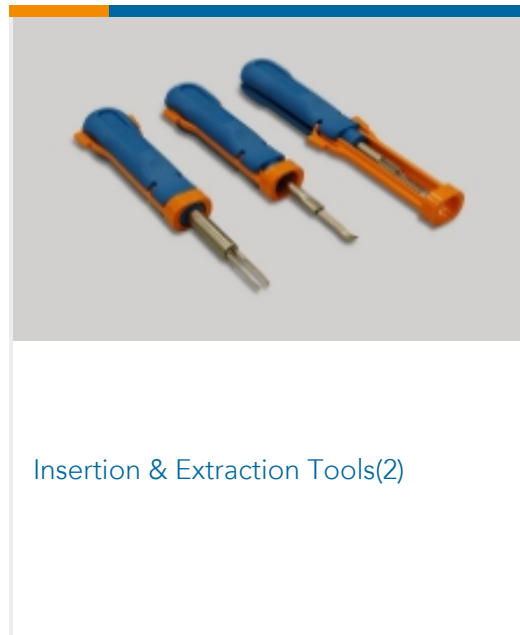
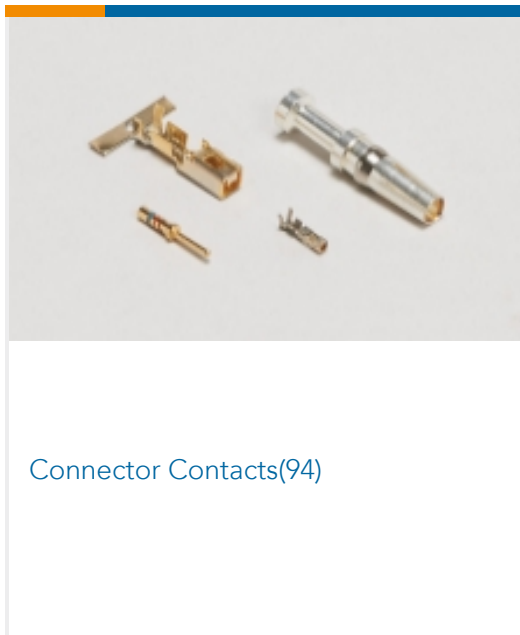
This information is provided based on reasonable inquiry of our suppliers and represents our current actual knowledge based on the information they provided. This information is subject to change. The part numbers that TE has identified as EU RoHS compliant have a maximum concentration of 0.1% by weight in homogenous materials for lead, hexavalent chromium, mercury, PBB, PBDE, DBP, BBP, DEHP, DIBP, and 0.01% for cadmium, or qualify for an exemption to these limits as defined in the Annexes of Directive 2011/65/EU (RoHS2). Finished electrical and electronic equipment products will be CE marked as required by Directive 2011/65/EU. Components may not be CE marked. Additionally, the part numbers that TE has identified as EU ELV compliant have a maximum concentration of 0.1% by weight in homogenous materials for lead, hexavalent chromium, and mercury, and 0.01% for cadmium, or qualify for an exemption to these limits as defined in the Annexes of Directive 2000/53/EC (ELV). Regarding the REACH Regulation, the information TE provides on SVHC in articles for this part number is based on the latest European Chemicals Agency (ECHA) 'Guidance on requirements for substances in articles' posted at this URL: <https://echa.europa.eu/guidance-documents/guidance-on-reach>

Compatible Parts

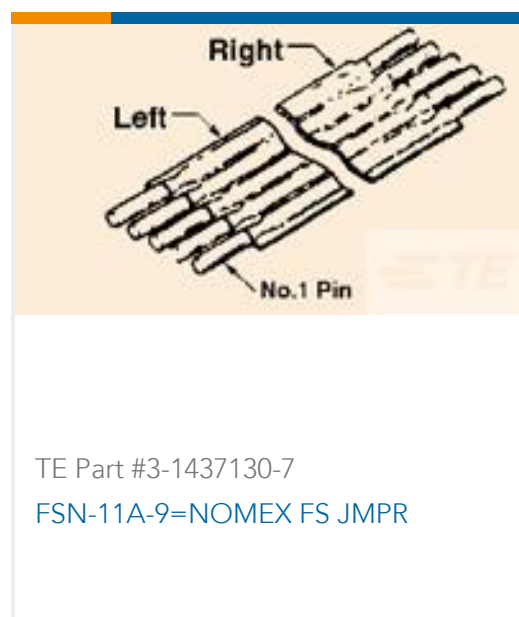
| | | | |
|---|---|---|--|
|  <p>TE Part # CAT-D9934-A75B Receptacle and Tab Housing: 5.08 mm Pitch, 250-600V</p> |  <p>TE Part # CAT-D9934-A75C Receptacle and Tab Housing: 5.08 mm pitch, 600V</p> |  <p>TE Part # CAT-D9934-A75A Receptacle and Tab Housing: 3.81 mm pitch, 250V</p> |  <p>TE Part # 234168-1 EXTRACTION TOOL(DYNAMIC D-3)</p> |
|  <p>TE Part # 91565-1 CCII D-3 S REC TAB 28-24 ASSY</p> |  <p>TE Part # 2381453-1 SDE F DYNAMIC D3000 28-24AWG ASSY</p> |  <p>TE Part # 2381453-2 SDE F DYNAMIC D3000 28-24AWG DIE SET</p> |  <p>TE Part # 90682-2 PROCRIMPER DIE ASSY DYNAMIC</p> |



Also in the Series | Dynamic 3000 Series



Customers Also Bought





Documents

Product Drawings

[DYNAMIC D-3 TAB CONT. S PRE-TIN L/P](#)

English

CAD Files

[3D PDF](#)

English

Customer View Model

[ENG_CVM_175287-5_O.3d_igs.zip](#)

English

Customer View Model

[ENG_CVM_175287-5_O.3d_stp.zip](#)

English

Customer View Model

[ENG_CVM_175287-5_O.2d_dxf.zip](#)

English

By downloading the CAD file I accept and agree to the [Terms and Conditions](#) of use.

Datasheets & Catalog Pages

[1-1773732-4_DYNAMIC_SERIES_CATALOG_ENGLISH](#)

Japanese

[1-1773732-4_DYNAMIC_SERIES_CATALOG_ENGLISH](#)

English

Product Specifications

[Application Specification](#)

English

Instruction Sheets

[Instruction Sheet \(non U.S.\)](#)

Japanese

[Instruction Sheet \(non U.S.\)](#)

English

Agency Approvals

[TUV Certificate](#)

English