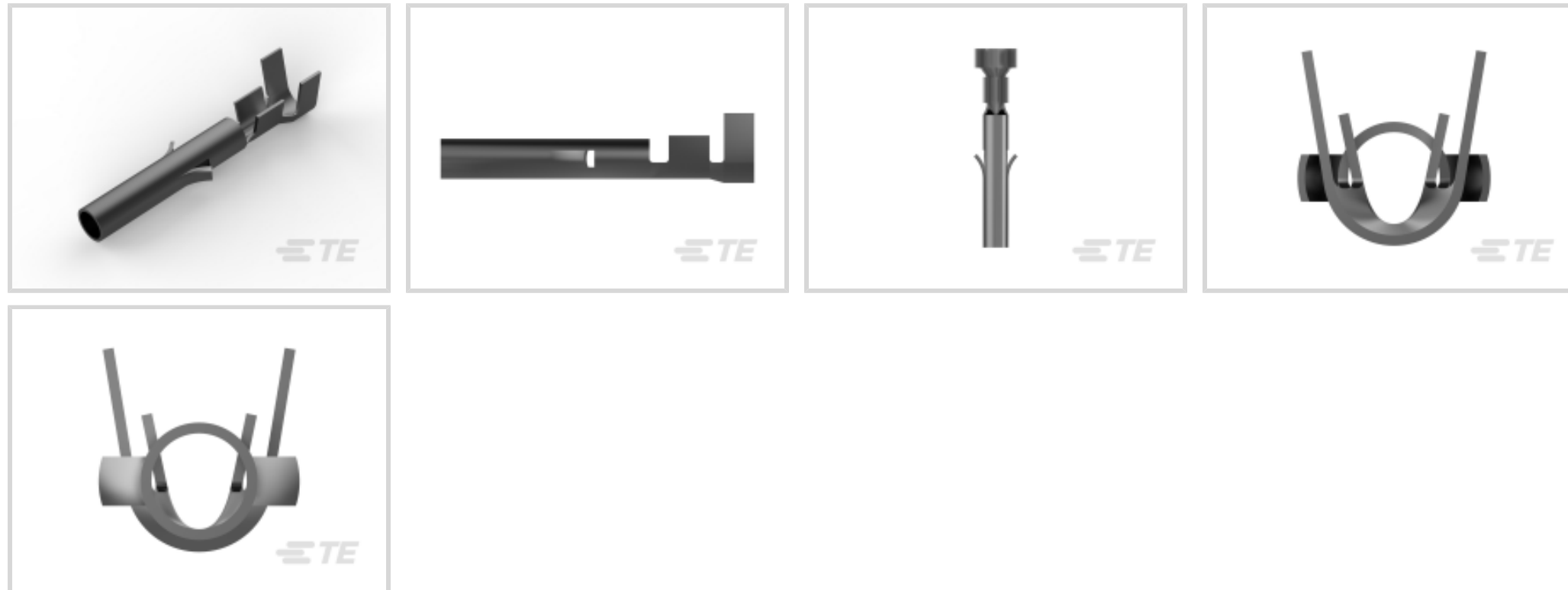




Connectors > Contacts > Connector Contacts



Contact Type: **Socket**

Contact Mating Area Plating Material: **Tin**

Wire Contact Termination Area Plating Material: **Pre-Tin**

Operating Voltage: **250 VAC**

Contact Retention Within Housing: **With**

Features

Electrical Characteristics

Operating Voltage	250 VAC
-------------------	---------

Contact Features

Contact Fabrication	Stamped & Formed
Mating Pin Diameter	1.57 mm[.062 in]
Wire Contact Termination Area Plating Thickness	.4 – 3.5 μm[15.75 – 137.8 μin]
Wire Contact Termination Area Plating Material Finish	Matte
Contact Orientation	Straight
Contact Type	Socket
Contact Mating Area Plating Material	Tin
Wire Contact Termination Area Plating Material	Pre-Tin
Contact Retention Within Housing	With
Contact Base Material	Brass
Contact Current Rating (Max)	9 A

Termination Features



Termination Method to Wire & Cable	Crimp
------------------------------------	-------

Product Terminates To	Wire & Cable
-----------------------	--------------

Mechanical Attachment

Wire Insulation Support	Without
-------------------------	---------

Dimensions

Compatible Insulation Diameter Range	1.27 – 2.79 mm [.05 – .11 in]
--------------------------------------	-------------------------------

Wire Size	.2 – .82 mm ²
-----------	--------------------------

Usage Conditions

Operating Temperature Range	-55 – 105 °C [-67 – 221 °F]
-----------------------------	-----------------------------

Operation/Application

Circuit Application	Power
---------------------	-------

Industry Standards

Compatible With Agency/Standards Products	CSA, UL
---	---------

Packaging Features

Packaging Quantity	1000
--------------------	------

Packaging Method	Bag
------------------	-----

Product Compliance

[For compliance documentation, visit the product page on TE.com>](#)

EU RoHS Directive 2011/65/EU	Compliant
------------------------------	-----------

EU ELV Directive 2000/53/EC	Compliant
-----------------------------	-----------

China RoHS 2 Directive MIIT Order No 32, 2016	No Restricted Materials Above Threshold
---	---

EU REACH Regulation (EC) No. 1907/2006	Current ECHA Candidate List: JUNE 2023 (235) Candidate List Declared Against: JUNE 2023 (235) Does not contain REACH SVHC
--	---

Halogen Content	Low Halogen - Br, Cl, F, I < 900 ppm per homogenous material. Also BFR/CFR/PVC Free
-----------------	---

Solder Process Capability	Not applicable for solder process capability
---------------------------	--

Product Compliance Disclaimer

This information is provided based on reasonable inquiry of our suppliers and represents our current actual knowledge based on the information they provided. This information is subject to change. The part numbers that TE has identified as EU RoHS compliant have a maximum concentration of 0.1% by weight in homogenous materials for lead, hexavalent



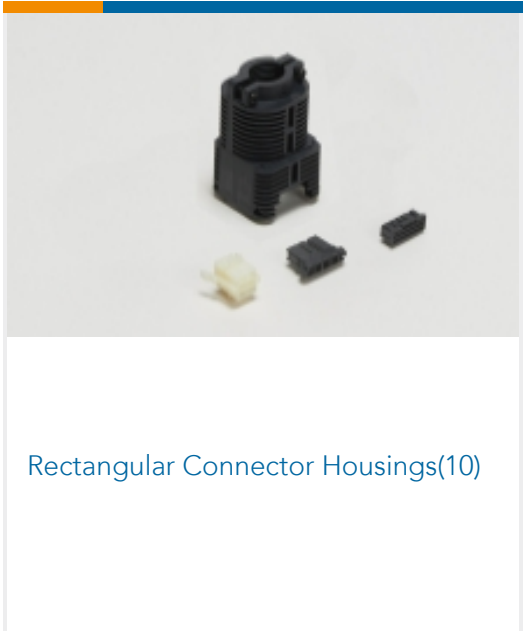
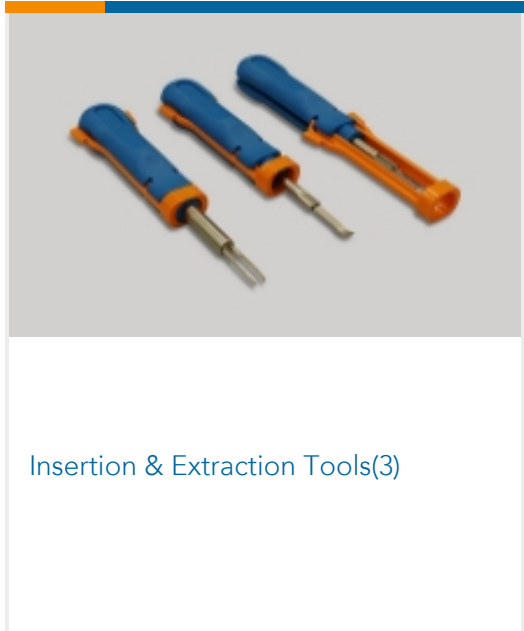

chromium, mercury, PBB, PBDE, DBP, BBP, DEHP, DIBP, and 0.01% for cadmium, or qualify for an exemption to these limits as defined in the Annexes of Directive 2011/65/EU (RoHS2). Finished electrical and electronic equipment products will be CE marked as required by Directive 2011/65/EU. Components may not be CE marked. Additionally, the part numbers that TE has identified as EU ELV compliant have a maximum concentration of 0.1% by weight in homogenous materials for lead, hexavalent chromium, and mercury, and 0.01% for cadmium, or qualify for an exemption to these limits as defined in the Annexes of Directive 2000/53/EC (ELV). Regarding the REACH Regulation, the information TE provides on SVHC in articles for this part number is based on the latest European Chemicals Agency (ECHA) 'Guidance on requirements for substances in articles' posted at this URL: <https://echa.europa.eu/guidance-documents/guidance-on-reach>

Compatible Parts



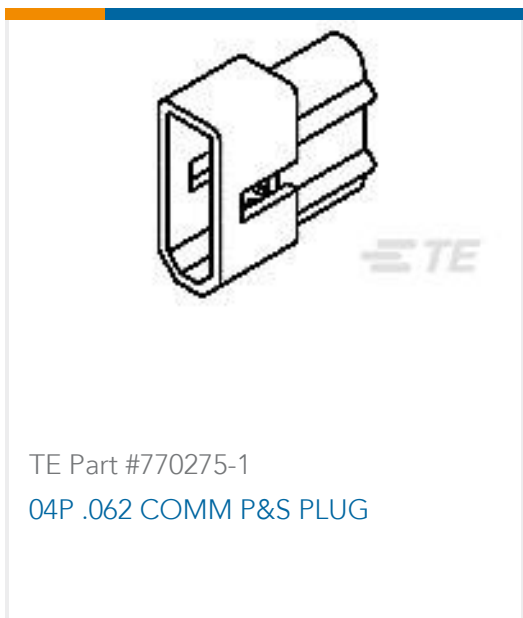
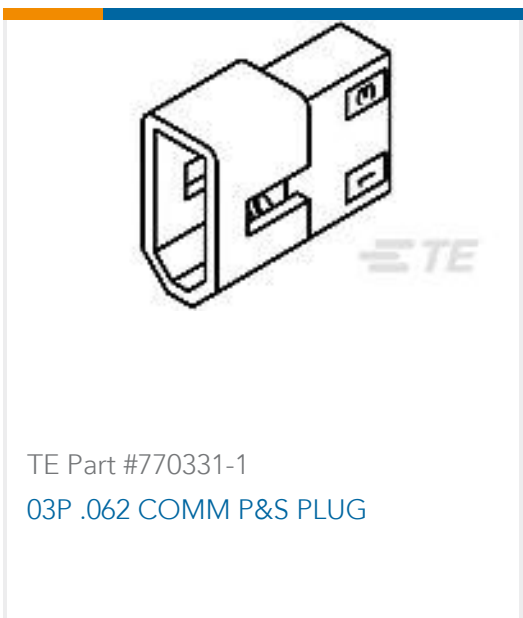
 <p>TE Part # 770278-1 01P .062 COMM P&S PLUG</p>	 <p>TE Part # 770334-1 04P .062 COMM P&S PLUG</p>	 <p>TE Part # 770277-1 01P .062 COMM P&S RECPT</p>	 <p>TE Part # 770335-1 04P .062 COMM P&S RECPT</p>
 <p>TE Part # 770333-1 03P .062 COMM P&S RECPT</p>	 <p>TE Part # 770340-1 02P .062 COMM P&S PLUG</p>	 <p>TE Part # 770343-1 02P .062 COMM P&S RECPT</p>	 <p>TE Part # 770331-1 03P .062 COMM P&S PLUG</p>
 <p>TE Part # 770342-1 02P .062 COMM P&S RECPT</p>	 <p>TE Part # 770432-1 04P .062 COMM P&S RECPT</p>	 <p>TE Part # 770274-1 04P .062 COMM P&S RECPT</p>	 <p>TE Part # 770275-1 04P .062 COMM P&S PLUG</p>
 <p>TE Part # 770341-1 02P .062 COMM P&S PLUG</p>	 <p>TE Part # 770355-1 06P .062 COMM P&S PLUG</p>	 <p>TE Part # 770356-1 06P .062 COMM P&S RECPT</p>	 <p>TE Part # 770419-1 02P .062 COMM P&S RECPT</p>



Also in the Series | Commercial Pin and Socket Connectors



Customers Also Bought





Documents

Product Drawings

[.062 CP&S SOK PTPBR L/P 24-18](#)

English

CAD Files

[3D PDF](#)

English

Customer View Model

[ENG_CVM_794016-1_O.2d_dxf.zip](#)

English

Customer View Model

[ENG_CVM_794016-1_O.3d_igs.zip](#)

English

Customer View Model

[ENG_CVM_794016-1_O.3d_stp.zip](#)

English

By downloading the CAD file I accept and agree to the [Terms and Conditions](#) of use.

Datasheets & Catalog Pages

[SOFT_SHELL_PIN_AND_SOCKET_CONNECTORS_CATALOG](#)

English

Product Specifications

[Application Specification](#)

English