




MATE-N-LOK | Mini-Universal MATE-N-LOK

TE Internal #: 1-770988-1

Socket Contact, Gold, 600 VAC, 600 VDC, 22 – 18 AWG Wire Size, .3 – .9 mm² Wire Size, Crimp, Phosphor Bronze, Power, Mini-Universal MATE-N-LOK

[View on TE.com >](#)

Connectors > Contacts > Connector Contacts



Contact Type: **Socket**

Contact Mating Area Plating Material: **Gold**

Wire Contact Termination Area Plating Material: **Tin**

Operating Voltage: **600 VDC**

Features

Product Type Features

Discrete Wire Type	Stranded
--------------------	----------

Electrical Characteristics

Operating Voltage	600 VDC
-------------------	---------

Contact Features

Mating Pin Diameter	1 mm[.039 in]
Contact Underplating Material Thickness	1.27 µm[50 µin]
Wire Contact Termination Area Plating Thickness	2.54 µm[100 µin]
Wire Contact Termination Area Plating Material Finish	Matte
Contact Mating Area Plating Material Thickness	.76 µm[30 µin]
Contact Orientation	Straight
Contact Underplating Material	Nickel
Contact Type	Socket
Contact Mating Area Plating Material	Gold
Wire Contact Termination Area Plating Material	Tin
Contact Retention Within Housing	With



Contact Base Material	Phosphor Bronze
-----------------------	-----------------

Contact Current Rating (Max)	11.2 A
------------------------------	--------

Termination Features

Termination Method to Wire & Cable	Crimp
------------------------------------	-------

Product Terminates To	Wire & Cable
-----------------------	--------------

Mechanical Attachment

Wire Insulation Support	Without
-------------------------	---------

Dimensions

Compatible Insulation Diameter Range	1.5 – 2.39 mm [.059 – .094 in]
--------------------------------------	--------------------------------

Wire Size	.3 – .9 mm ²
-----------	-------------------------

Usage Conditions

Operating Temperature Range	-55 – 105 °C [-67 – 221 °F]
-----------------------------	-----------------------------

Operation/Application

Circuit Application	Power
---------------------	-------

Industry Standards

Compatible With Agency/Standards Products	CSA, UL
---	---------

Packaging Features

Packaging Quantity	1000
--------------------	------

Packaging Method	Bag
------------------	-----

Product Compliance

[For compliance documentation, visit the product page on TE.com>](#)

EU RoHS Directive 2011/65/EU	Compliant
------------------------------	-----------

EU ELV Directive 2000/53/EC	Compliant
-----------------------------	-----------

China RoHS 2 Directive MIIT Order No 32, 2016	No Restricted Materials Above Threshold
---	---

EU REACH Regulation (EC) No. 1907/2006	Current ECHA Candidate List: JUNE 2023 (235) Candidate List Declared Against: JUNE 2023 (235) Does not contain REACH SVHC
--	---

Halogen Content	Low Halogen - Br, Cl, F, I < 900 ppm per homogenous material. Also BFR/CFR/PVC Free
-----------------	---

Solder Process Capability	Not reviewed for solder process capability
---------------------------	--

Product Compliance Disclaimer

This information is provided based on reasonable inquiry of our suppliers and represents our current actual knowledge based on the information they provided. This information is subject to change. The part numbers that TE has identified as EU RoHS compliant have a maximum concentration of 0.1% by weight in homogenous materials for lead, hexavalent chromium, mercury, PBB, PBDE, DBP, BBP, DEHP, DIBP, and 0.01% for cadmium, or qualify for an exemption to these limits as defined in the Annexes of Directive 2011/65/EU (RoHS2). Finished electrical and electronic equipment products will be CE marked as required by Directive 2011/65/EU. Components may not be CE marked. Additionally, the part numbers that TE has identified as EU ELV compliant have a maximum concentration of 0.1% by weight in homogenous materials for lead, hexavalent chromium, and mercury, and 0.01% for cadmium, or qualify for an exemption to these limits as defined in the Annexes of Directive 2000/53/EC (ELV). Regarding the REACH Regulation, the information TE provides on SVHC in articles for this part number is based on the latest European Chemicals Agency (ECHA) 'Guidance on requirements for substances in articles' posted at this URL: <https://echa.europa.eu/guidance-documents/guidance-on-reach>

Compatible Parts



TE Part # CAT-AM71-C83998EE
Mini Circular Plastic Connectors (CPC)



TE Part # 91522-1
CCII MINI UNML PIN SKT 22-18 ASSY



TE Part # 90759-1
PROCRIMP TL W/DIE MIN UNIV MNL



TE Part # 770586-1
22P MINI UMNL PLUG HSG



TE Part # 794942-1
10P MINI UMNL CAP HSG



TE Part # 770587-1
24P MINI UMNL PLUG HSG



TE Part # 770582-1
14P MINI UMNL PLUG HSG



TE Part # 770585-1
20P MINI UMNL PLUG HSG



TE Part # 172333-1
MINI UNIVERSAL M-N-L HOUSING



TE Part # 794781-1
10P MINI UMNL PLUG HSG



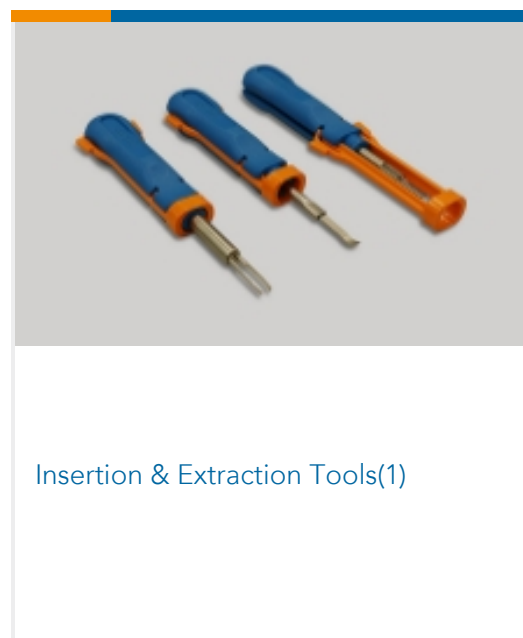





TE Part # 794941-1
08P MINI UMNL CAP HSG



TE Part # 794895-1
6 CIR MINI UMNL RND WIRE HOLES



Also in the Series | Mini-Universal MATE-N-LOK



Customers Also Bought

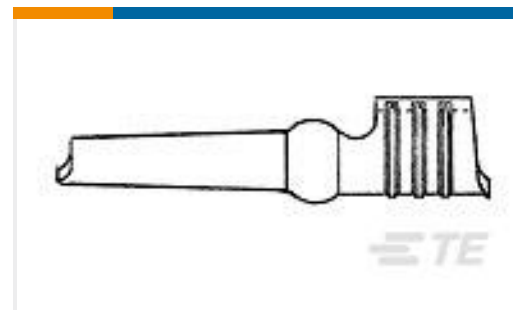




TE Part #1050524-1
2001 5003 00,SMA CABLE PLUG



TE Part #1958285-1
SOLISTRAND 6 S-T HR RING 1/4




TE Part #42107-2
TAPER PIN,ON STRIP,TIN-L;88SER



TE Part #YDTS26T17-06SNV001
PLUG ASSY



TE Part #6828100-1
FOCK, TJ-SC, SIMPLEX, SM



TE Part #2-2176582-2
RLC73PD 2B 1R0 1% 5K RL

Documents

Product Drawings

MINI UMNL SOK 22-18AWG LP LF

English

CAD Files

Customer View Model

[ENG_CVM_CVM_1-770988-1_E.2d_dxf.zip](#)

English

3D PDF

3D

Customer View Model

[ENG_CVM_CVM_1-770988-1_E.3d_igs.zip](#)

English

Customer View Model

[ENG_CVM_CVM_1-770988-1_E.3d_stp.zip](#)

English

By downloading the CAD file I accept and agree to the [Terms and Conditions](#) of use.

Datasheets & Catalog Pages

SOFT_SHELL_PIN_AND_SOCKET_CONNECTORS_CATALOG

English

Product Specifications

Application Specification

English

Instruction Sheets

Instruction Sheet (U.S.)

1-770988-1

Socket Contact, Gold, 600 VAC, 600 VDC, 22 – 18 AWG Wire Size, .3 – .9 mm² Wire Size, Crimp, Phosphor Bronze, Power, Mini-Universal MATE-N-LOK



English