

1473750-1 ✓ ACTIVE

AMP | TH/.025 Connector System

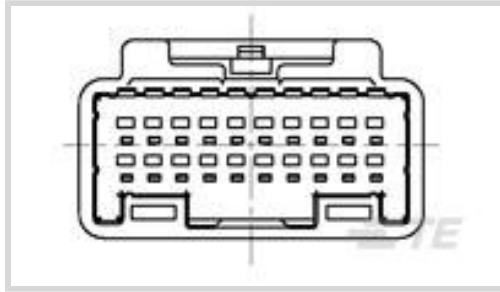
TE Internal #: 1473750-1

Housing for Male Terminals, Wire-to-Wire, 20 Position, .087 in [2.2 mm] Centerline, Natural, Signal, TH/.025 Connector System

[View on TE.com >](#)



Connectors > Automotive Connectors > Automotive Housings > TH/.025 CONNECTOR SYSTEM, HOUSING



Connector System: **Wire-to-Wire**

Number of Positions: **20**

Connector & Housing Type: **Housing for Male Terminals**

Centerline (Pitch): **2.2 mm [.087 in]**

Sealable: **No**

[All TH/.025 CONNECTOR SYSTEM, HOUSING \(192\)](#)

Features

Product Type Features

Mixed & Hybrid Connector	No
Connector Shape	Rectangular
Connector System	Wire-to-Wire
Connector & Housing Type	Housing for Male Terminals
Sealable	No
Primary Locking Feature	On the Terminal

Configuration Features

Number of Positions	20
Number of Rows	2

Electrical Characteristics

Operating Voltage	12 VDC
Nominal Voltage Architecture	12 V

Body Features

Cable Exit Angle	180°
Primary Product Color	Natural

Contact Features

Contact Size	.63mm
--------------	-------



Contact Type	Tab
--------------	-----

Mating Tab Width	.64 mm[.025 in]
------------------	-----------------

Mechanical Attachment

Terminal Position Assurance	Yes
-----------------------------	-----

Strain Relief	Without
---------------	---------

Mating Alignment Type	Polarized
-----------------------	-----------

Mating Alignment	With
------------------	------

Connector Mounting Type	Cable Mount (Free-Hanging)
-------------------------	----------------------------

Housing Features

Housing Material	PBT
------------------	-----

Centerline (Pitch)	2.2 mm[.087 in]
--------------------	-----------------

Dimensions

Connector Height	15.8 mm[.622 in]
------------------	------------------

Product Width	27.4 mm[1.079 in]
---------------	-------------------

Product Length	35.2 mm[1.386 in]
----------------	-------------------

Row-to-Row Spacing	4.24 mm[.167 in]
--------------------	------------------

Usage Conditions

Operating Temperature (Max)	70 °C, 75 °C, 80 °C[158 °F][167 °F][176 °F]
-----------------------------	---

Operating Temperature Range	-30 – 80 °C[-22 – 176 °F]
-----------------------------	---------------------------

Operation/Application

Circuit Application	Signal
---------------------	--------

Industry Standards

UL Flammability Rating	UL 94HB
------------------------	---------

Packaging Features

Packaging Quantity	100
--------------------	-----

Packaging Method	Bag
------------------	-----

Other

Serviceable	Yes
-------------	-----

Connector Position Assurance Capable	No
--------------------------------------	----

Product Compliance

[For compliance documentation, visit the product page on TE.com>](#)



EU RoHS Directive 2011/65/EU	Compliant
EU ELV Directive 2000/53/EC	Compliant
China RoHS 2 Directive MIIT Order No 32, 2016	No Restricted Materials Above Threshold
EU REACH Regulation (EC) No. 1907/2006	Current ECHA Candidate List: JUNE 2023 (235) Candidate List Declared Against: JUNE 2023 (235) Does not contain REACH SVHC
Halogen Content	Low Halogen - Br, Cl, F, I < 900 ppm per homogenous material. Also BFR/CFR/PVC Free
Solder Process Capability	Not applicable for solder process capability









Product Compliance Disclaimer

This information is provided based on reasonable inquiry of our suppliers and represents our current actual knowledge based on the information they provided. This information is subject to change. The part numbers that TE has identified as EU RoHS compliant have a maximum concentration of 0.1% by weight in homogenous materials for lead, hexavalent chromium, mercury, PBB, PBDE, DBP, BBP, DEHP, DIBP, and 0.01% for cadmium, or qualify for an exemption to these limits as defined in the Annexes of Directive 2011/65/EU (RoHS2). Finished electrical and electronic equipment products will be CE marked as required by Directive 2011/65/EU. Components may not be CE marked. Additionally, the part numbers that TE has identified as EU ELV compliant have a maximum concentration of 0.1% by weight in homogenous materials for lead, hexavalent chromium, and mercury, and 0.01% for cadmium, or qualify for an exemption to these limits as defined in the Annexes of Directive 2000/53/EC (ELV). Regarding the REACH Regulation, the information TE provides on SVHC in articles for this part number is based on the latest European Chemicals Agency (ECHA) 'Guidance on requirements for substances in articles' posted at this URL: <https://echa.europa.eu/guidance-documents/guidance-on-reach>

Compatible Parts



Also in the Series | TH/.025 Connector System

			
<p>Automotive Connector Caps & Covers (2)</p>	<p>Automotive Connector Locks & Position Assurance(1)</p>	<p>Automotive Housings(196)</p>	<p>Automotive Terminals(23)</p>
			
<p>Connector Seals & Cavity Plugs(2)</p>	<p>Insertion & Extraction Tools(4)</p>	<p>Other Automotive Connector Accessories(5)</p>	<p>PCB Headers & Receptacles(122)</p>

Customers Also Bought

			
<p>TE Part #1376368-1 TH/.025 CONNECTOR SYSTEM, HOUSING</p>	<p>TE Part #603891J001 V4-1.0-0-SP-SM</p>	<p>TE Part #1-2112780-9 18POS, MIXED, REC HSG, ASSY, SEALED</p>	<p>TE Part #967543-1 SENSOR FLA-KONT 2,8</p>
			
<p>TE Part #1376109-1 025 TAB CONT</p>	<p>TE Part #172498-1 MIC PLUG HSG 13P (MK II)</p>	<p>TE Part #172777-4 MIC MARK-2 TAB CONTACT</p>	<p>TE Part #2112758-1 COVER</p>

Documents

Product Drawings

025 20POS CAP ASSY W TO W

Japanese

CAD Files

Customer View Model

ENG_CVM_CVM_1473750-1_A.2d_dxf.zip

English

3D PDF



3D

Customer View Model

[ENG_CVM_CVM_1473750-1_A.3d_igs.zip](#)

English

Customer View Model

[ENG_CVM_CVM_1473750-1_A.3d_stp.zip](#)

English

By downloading the CAD file I accept and agree to the [Terms and Conditions](#) of use.

Datasheets & Catalog Pages

[TH/.025 Connector Series](#)

English

Product Specifications

[Application Specification](#)

Japanese

[.025 IDC Connectors](#)

Japanese

[Application Specification](#)

Japanese

Instruction Sheets

[025 WIRE TO WIRE MALE CONNECTOR](#)

Japanese

[Instruction Sheet \(non U.S.\)](#)

Japanese

[025 WIRE TO WIRE MALE CONNECTOR](#)

Japanese

[Instruction Sheet \(non U.S.\)](#)

Japanese