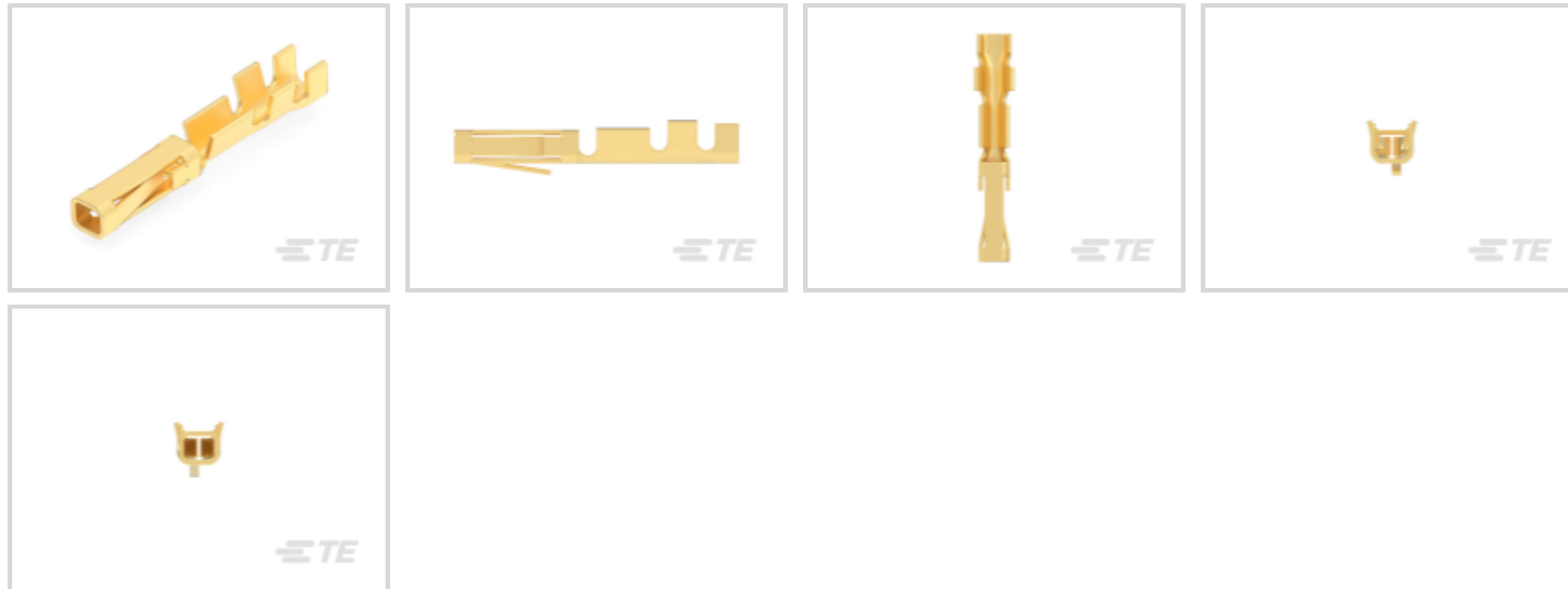




Connectors > Contacts > Connector Contacts



Contact Type: **Socket**

Contact Mating Area Plating Material: **Gold**

Wire Contact Termination Area Plating Material: **Gold Flash**

Compatible With Wire & Cable Type: **Discrete Wire**

Wire Size: **26 – 22 AWG**

Features

Product Type Features

Applied Pressure	Standard
------------------	----------

Configuration Features

Compatible With Wire & Cable Type	Discrete Wire
-----------------------------------	---------------

Contact Features

Mating Square Post Dimension	.64 mm[.025 in]
Contact Type	Socket
Contact Mating Area Plating Material	Gold
Wire Contact Termination Area Plating Material	Gold Flash
Contact Base Material	Phosphor Bronze
Contact Current Rating (Max)	3 A

Termination Features

Termination Method to Wire & Cable	Crimp
Product Terminates To	Wire & Cable



Mechanical Attachment

Wire Insulation Support	With
-------------------------	------

Dimensions

Compatible Insulation Diameter Range	.89 – 1.55 mm [.035 – .061 in]
Wire Size	254.1 – 642.5 CMA

Usage Conditions

Operating Temperature Range	-40 – 80 °C [-40 – 176 °F]
-----------------------------	----------------------------

Operation/Application

Circuit Application	Signal
---------------------	--------

Packaging Features

Packaging Quantity	20000
Packaging Method	Reel

Product Compliance

For compliance documentation, visit the product page on [TE.com](#)>

EU RoHS Directive 2011/65/EU	Compliant
EU ELV Directive 2000/53/EC	Compliant
China RoHS 2 Directive MIIT Order No 32, 2016	No Restricted Materials Above Threshold
EU REACH Regulation (EC) No. 1907/2006	Current ECHA Candidate List: JUNE 2023 (235) Candidate List Declared Against: JUNE 2023 (235) Does not contain REACH SVHC
Halogen Content	Low Halogen - Br, Cl, F, I < 900 ppm per homogenous material. Also BFR/CFR/PVC Free
Solder Process Capability	Not applicable for solder process capability

Product Compliance Disclaimer

This information is provided based on reasonable inquiry of our suppliers and represents our current actual knowledge based on the information they provided. This information is subject to change. The part numbers that TE has identified as EU RoHS compliant have a maximum concentration of 0.1% by weight in homogenous materials for lead, hexavalent chromium, mercury, PBB, PBDE, DBP, BBP, DEHP, DIBP, and 0.01% for cadmium, or qualify for an exemption to these limits as defined in the Annexes of Directive 2011/65/EU (RoHS2). Finished electrical and electronic equipment products will be CE marked as required by Directive 2011/65/EU. Components may not be CE marked. Additionally, the part numbers that TE has identified as EU ELV compliant have a maximum concentration of 0.1% by weight in homogenous materials for lead, hexavalent chromium, and mercury, and 0.01% for cadmium, or qualify for an exemption to these limits as defined in the Annexes of Directive 2000/53/EC (ELV). Regarding the REACH Regulation, the information TE provides on SVHC in articles for this part number is based on the latest European Chemicals Agency (ECHA) 'Guidance on requirements for substances in articles' posted at this URL: <https://echa.europa.eu/guidance-documents/guidance-on-reach>

Compatible Parts



TE Part # 58535-1
PRO-CRIMPER ASSY MODU MODII



TE Part # 280514
AMPMODU II REC. HSG, SINGLE ROW, 12 POS.



TE Part # 280366
AMPMODU II REC. HSG DUAL ROW, 16 POS.



TE Part # 280365
AMPMODU, DBL ROW, CONTACT REC



TE Part # 280361
AMPMODU II REC. HSG, SINGLE ROW 8 POS



TE Part # 280521-1
2X12P AMPMODU II SHRD HDR, ST, TIN



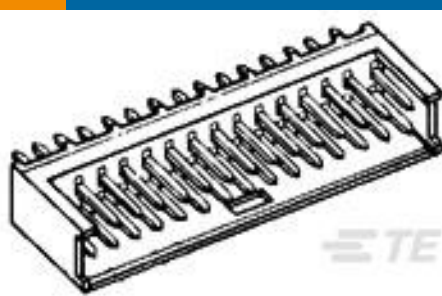
TE Part # 280515
AMPMODU II REC. HSG, DUAL ROW, 24 POS.



TE Part # 280360
AMPMODU II REC. HSG, SINGLE ROW 6 POS



TE Part # 280513
AMPMODU II REC. HSG, DUAL ROW, 18 POS



TE Part # 280509-1
BARRE MODU 2 2X 9




TE Part # 280359
AMPMODU II REC. HSG, SINGLE ROW, 4 POS.



TE Part # 280368
AMPMODU II REC. HSG, DUAL ROW, 30 POS.



TE Part # 280363
AMPMODU II REC. HSG, SINGLE ROW, 15 POS.



TE Part # 284123-1
AMPMODU II REC. HSG, DUAL ROW, 10 POS.



TE Part # 58654-1
PRO-CRIMP TL & DIE MOD II



TE Part # 280362
AMPMODU II REC. HSG, SINGLE ROW, 10 POS.



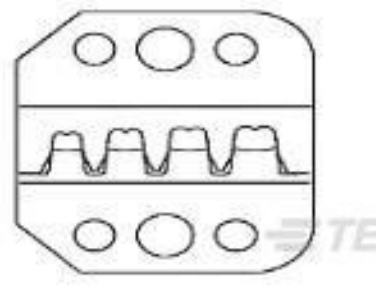
TE Part # 280358
AMPMODU II REC. HSG, SINGLE ROW 2 POS



TE Part # 280512
AMPMODU II REC. HSG, SINGLE ROW, 9 POS.



TE Part # 281018
AMPMODU II REC. HSG, DUAL ROW, 36 POS.




TE Part # 58535-2
PRO-CRIMPER ASSY MODU

Also in the Series | AMPMODU IV/V



Automotive Housings(1)



Backplane Connector Housings(1)



Connector Caps & Covers(18)



Connector Contacts(322)




Connector Hardware(13)



Connector Strain Relief(3)



Insertion & Extraction Tools(4)




PCB Headers & Receptacles(931)



Rectangular Connector Housings(5)



Standard Rectangular Connectors(8)



Wire-to-Board Connector Assemblies & Housings(444)

Customers Also Bought



TE Part #175778-4
CT. CRIMP REC HSG 4P



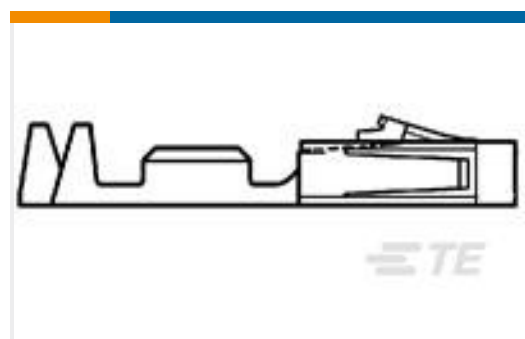
TE Part #557721-000
TMS-RJS-RIBBON-4RPSCE



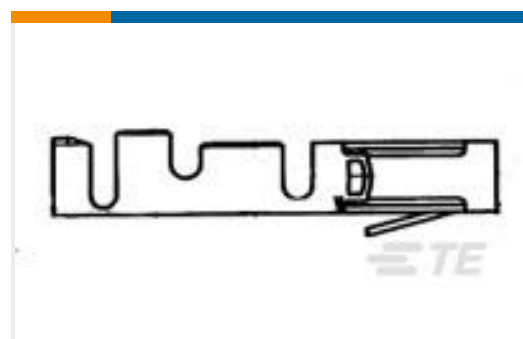
TE Part #280390-2
2X8P MODU II SHRD HDR,RT ANG,
0.38AU



TE Part #280359
AMPMODU II REC. HSG, SINGLE
ROW, 4 POS.



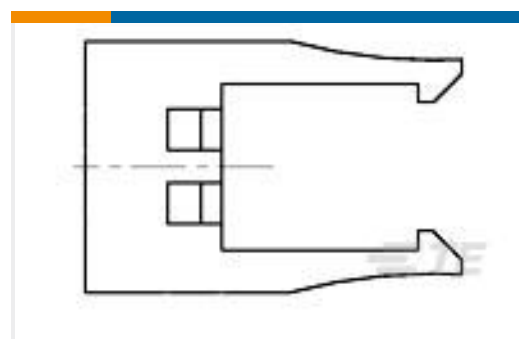
TE Part #1-104479-0
SHORT POINT CONT 30 DPLX
STMPD LF



TE Part #281556-2
20AWG MOD 2 CRIMP TIN PLATE



TE Part #170361-3
MINI UNIVERSAL M-N-L SOCKET



TE Part #926478-1
RETENTION FORK



Documents

Product Drawings

[MOD2 BUCHSE](#)

English

CAD Files

[3D PDF](#)

3D

Customer View Model

[ENG_CVM_CVM_280530-4_AN_c-280530-4-an.2d_dxf.zip](#)

English

Customer View Model

[ENG_CVM_CVM_280530-4_AN_c-280530-4-an.3d_igs.zip](#)

English

Customer View Model

[ENG_CVM_CVM_280530-4_AN_c-280530-4-an.3d_stp.zip](#)

English

By downloading the CAD file I accept and agree to the [Terms and Conditions](#) of use.

Product Specifications

[Application Specification](#)

English